

ORDINANCE NO. 2023-06-018

AN ORDINANCE REVISING THE ANNUAL BUDGET ORDINANCE

(Budget Amendment #8 – Fiscal Year 2022-2023 Estimates)

WHEREAS, the City of Urbana (“City”) is a home rule unit of local government pursuant to Article VII, Section 6, of the Illinois Constitution of 1970, and may exercise any power and perform any function pertaining to its governmental business and affairs, and the passage of this Ordinance constitutes an exercise of the City’s home rule powers and functions as granted by the Illinois Constitution of 1970; and

WHEREAS, the corporate authorities of the City heretofore did approve the annual budget ordinance of and for the City of Urbana for the fiscal year beginning July 1, 2022 and ending June 30, 2023; and

WHEREAS, the said corporate authorities find that revising the annual budget ordinance by deleting, adding to, changing, or creating sub-classes within object classes and object classes themselves is in the best interests of the residents of the City and is desirable for the welfare of the City’s government and affairs; and

WHEREAS, funds are available to effectuate the purpose of such revision; and

WHEREAS, the Budget Director may not make such revision under the authority so delegated to the Budget Director pursuant to 65 ILCS 5/8-2-9.6 or Urbana City Code Section 2-133.

NOW, THEREFORE, BE IT ORDAINED BY THE CITY COUNCIL AND THE MAYOR, BEING THE CORPORATE AUTHORITIES OF THE CITY OF URBANA, ILLINOIS, as follows:

Section 1.

The annual budget ordinance shall be and the same is hereby revised as set forth in the column labeled “FY23 Estimate” in the proposed Fiscal Year 2023-24 budget document, including changes listed on the Exhibit attached hereto and incorporated herein by reference.

Section 2.

This Ordinance shall be in full force and effect from and after its passage and publication in accordance with Section 1-2-4 of the Illinois Municipal Code (65 ILCS 5/1-2-4).


This Ordinance is hereby passed by the affirmative vote, the “ayes” and “nays” being called, of two-thirds of the corporate authorities then holding office (6 of 8 votes) of the City of Urbana, Illinois, at a duly noticed and convened meeting of the said corporate authorities.


PASSED BY THE CORPORATE AUTHORITIES this 26th Day of June, 2023.

AYES: Wu, Evans, Hursey, Kolisetty, Bishop, Wilken, Quisenberry

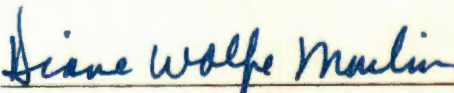
NAYS: None

ABSTENTIONS: None


Phyllis D. Clark, City Clerk



APPROVED BY THE MAYOR this 18th day of August, 2023.


Diane Wolfe Marlin, Mayor

REVISED
Budget Amendment 2022/23 - 07 - Exhibit A

General Ledger Code	Project String	Description	Current Budget	Revised Budget	Difference	Reason
GENERAL OPERATING FUND (100)						
Expenditures						
10050500-50110		CD ADMIN - SALARY - REGULAR EMPLOYEES	193,589	180,089	(13,500)	Salary Vacancy savings
10050500-59300		CD ADMIN - TFR TO VERF FUND	2,827	12,827	10,000	CD new cubicle and desk - TFR to VERF
10050510-52320		CD PLANNING & ZONING - TRAVEL, EDUCATION & TRAINING	6,900	10,400	3,500	Council of Development Finance Agencies training
10020201-52320	20102-2023-TRAINING	POLICE PATROL - TRAVEL, EDUCATION & TRAINING	71,785	64,657	(7,128)	JAG Grant OT training
10020201-50133	20102-2023-OT	POLICE PATROL - OVERTIME TRAINING	51,469	58,597	7,128	JAG Grant OT training
10040402-50110		PW LANDSCAPE M/GMT - SALARY - REGULAR EMPLOYEES	200,548	160,548	(40,000)	PW vacancy savings - on-call electrical services
10040402-50210		PW LANDSCAPE M/GMT - INSURANCE	20,392	15,392	(5,000)	PW vacancy savings - on-call electrical services
10040402-50220		PW LANDSCAPE M/GMT - FICA & MEDICARE	19,927	17,927	(2,000)	PW vacancy savings - on-call electrical services
10040402-50251		PW LANDSCAPE M/GMT - IMRF & SURS	22,224	19,224	(3,000)	PW vacancy savings - on-call electrical services
10040426-52999		PW TRAFFIC SIGNALS - OTHER CONTRACTUAL SERVICES	170,612	210,612	40,000	PW vacancy savings - on-call electrical services
10040424-50110		PW STREET MAINT. & CONST - SALARY - REGULAR EMPLOYEES	729,183	689,183	(40,000)	PW vacancy savings - GIS services
10040424-50210		PW STREET MAINT. & CONST - INSURANCE	116,143	111,143	(5,000)	PW vacancy savings - GIS services
10040424-50220		PW STREET MAINT. & CONST - FICA & MEDICARE	53,979	51,979	(2,000)	PW vacancy savings - GIS services
10040424-50251		PW STREET MAINT. & CONST - IMRF	79,746	76,746	(3,000)	PW vacancy savings - GIS services
10040440-50110		PW ENGINEERING - SALARY - REGULAR EMPLOYEES	789,361	759,361	(30,000)	PW vacancy savings - GIS services
10040440-50210		PW ENGINEERING - INSURANCE	103,577	96,577	(7,000)	PW vacancy savings - GIS services
10040440-50220		PW ENGINEERING - FICA & MEDICARE	64,841	59,841	(5,000)	PW vacancy savings - GIS services
10040440-50251		PW ENGINEERING - IMRF	90,494	82,494	(8,000)	PW vacancy savings - GIS services
10040440-52199		PW ENGINEERING - OTHER PROFESSIONAL SERVICES	85,000	195,000	110,000	PW vacancy savings - GIS services
Total Expenditures			43,428,611	43,428,611	-	
Ending Fund Balance (estimated)			11,731,301	11,731,301	-	
STORMWATER UTILITY FUND (201)						
Revenues						
201-46290	49201-REIM	OTHER REIMBURSEMENTS	17,750	162,750	145,000	Boneyard creek bank stabilization - UCSD portion
Total Revenues			1,911,818	2,056,818	145,000	
Expenditures						
20140470-52106-40412	40412-PLANNING	ARCHITECTURAL & ENG SERVICES - STORMWATER MANAGEMENT PLANNING	478,950	643,950	165,000	Planning, assessment and improvement svcs
20140470-53303-40414	40414-CONST	STORMWATER - BONEYARD CREEK CROSSING IMPROVEMENT	275,000	545,000	270,000	Boneyard creek bank stabilization
20140470-52204-40402	40402-CONST	INFRASTRUCTURE MAINT - STORM SEWER CLEANING & TELEVISION	459,800	259,800	(200,000)	Storm sewer lining & abandonment feasibility study
20140470-53303-40417	40417-CONST	STORMWATER - STORM SEWER RECONSTRUCTION	500,000	50,000	(450,000)	Storm sewer lining & abandonment feasibility study
20140470-53303-40418	40418-CONST	STORMWATER - STORM SEWER LINING	-	550,000	550,000	Storm sewer lining
20140470-52105-40419	40419-PLANNING	PLANNING SERVICES - STORM SEWER ABANDONMENT STUDY	-	100,000	100,000	Storm sewer abandonment feasibility study
Total Expenditures			3,137,195	3,572,195	435,000	
Ending Fund Balance (estimated)			2,428,456	2,138,456	(290,000)	
LOCAL MOTOR FUEL TAX (202)						
Expenditures						
20240470-53301-40159	40159-CONST-LMFT	HIGHWAY AND STREETS - ANNUAL JOINT SEAL & CRACK PROGRAM	90,000	200,000	110,000	Joint and crack sealing program
20240470-53304-40164	40164-CONST-LMFT	HIGHWAY AND STREETS - FLORIDA AT JAMES CHERRY	312,200	202,200	(110,000)	Joint and crack sealing program
Total Expenditures			2,751,307	2,754,307	-	
Ending Fund Balance (estimated)			219,815	219,815	-	
MOTOR FUEL TAX (203)						
Expenditures						
20340470-53301-40133	40133-CONST	HIGHWAY & STREETS - PHILO, COLORADO, ANDERSON RESURFACE	1,700,000	1,640,000	(60,000)	Springfield ave project
20340470-52105-40134	40134-PLANNING	PLANNING SERVICES - SPRINGFIELD WRIGHT TO MCCULL	70,000	130,000	60,000	Springfield ave project
20340470-52105-40167	40167-PLANNING	PLANNING SERVICES - BONEYARD CREEK BRIDGE REPAIR	55,000	80,000	25,000	Boneyard creek structural improvements at Race St
20340470-52105-40150	40150-PLANNING	PLANNING SERVICES - WINDSOR: RACE TO WEST BOUNDARY	184,877	159,877	(25,000)	Boneyard creek structural improvements at Race St
Total Expenditures			9,848,688	9,848,688	-	
Ending Fund Balance (estimated)			6,675,880	6,675,880	-	
SANITARY SEWER FUND (204)						
Expenditures						
20440470-52105-40514	40514-PLANNING	PLANNING SERVICES - SANITARY PLANNING & GIS	135,000	235,000	100,000	Planning, assessment and improvement svcs
20440470-53304-40511	40511-CONST	SANITARY SEWER - SANITARY SEWER LINING	258,000	300,000	42,000	Sanitary backlog rehabilitation needs
20440470-53304-40512	40512-CONST	SANITARY SEWER - SANITARY SEWER RECONSTRUCTION	157,414	115,414	(42,000)	Sanitary backlog rehabilitation needs
Total Expenditures			2,610,778	2,707,778	100,000	
Ending Fund Balance (estimated)			1,523,361	1,423,361	(100,000)	
VEHICLE & EQUIPMENT REPLACEMENT FUND (300)						
Revenues						
300-49100		TRF FROM GENERAL FUND	1,630,058	1,640,058	10,000	CD new cubicle and desk - TFR from Gen Fund
Total Revenues			1,749,785	1,759,785	10,000	
Expenditures						
30060600-53430	VERF-CD-241	FURNITURE AND FIXTURES	133,949	143,949	10,000	CD new cubicle and desk
Total Expenditures			3,111,601	3,120,601	10,000	
Ending Fund Balance (estimated)			4,181,855	4,681,085	-	
COMMUNITY DEV GRANTS FUND (331)						
Revenues						

331-49350		TRF FROM ARPA	-	60,000	60,000	ARPA allocation - Urbana Roof Repair & Replacement Program ¹
Total Revenues			11,100,533	11,160,533	60,000	
Expenditures						
33150538-52800	ARP-25	OTHER MISC PROGRAMS - GRANT MISC CONTRACTUAL SERVICES	-	60,000	60,000	ARPA allocation - Urbana Roof Repair & Replacement Program
Total Expenditures			11,758,880	11,818,880	60,000	
Ending Fund Balance (estimated)			(294,244)	(294,244)	-	
AMERICAN RESCUE PLAN FUND (350)						
Expenditures						
35060620-52500		INTERGOVERNMENTAL AND AGENCY	63,777	123,777	60,000	RPC contract
35060620-52800	ARP-01	GRANT MISC CONTRACTUAL SERVICES	-	814,375	814,375	Urbana SD 116
35060620-52800	ARP-02	GRANT MISC CONTRACTUAL SERVICES	814,375	2,814,375	2,000,000	Urbana Park District Health & Wellness Center
35060620-52800	ARP-03	GRANT MISC CONTRACTUAL SERVICES	2,814,375	2,987,971	173,596	Urbana Free Library
35060620-52800	ARP-04	GRANT MISC CONTRACTUAL SERVICES	2,987,971	3,646,809	658,838	Cunningham Township Supervisor's Office
35060620-52800	ARP-05	GRANT MISC CONTRACTUAL SERVICES	3,646,809	3,790,143	143,334	City of Urbana: Student, Family, Comm Engagement Sponsorship
35060620-52800	ARP-06	GRANT MISC CONTRACTUAL SERVICES	3,790,143	4,540,143	750,000	City of Champaign Township
35060620-52800	ARP-07	GRANT MISC CONTRACTUAL SERVICES	4,540,143	4,640,143	100,000	Urbana Neighborhood Connections Center
35060620-52800	ARP-08	GRANT MISC CONTRACTUAL SERVICES	4,640,143	4,719,143	79,000	Eastern Illinois Foodbank
35060620-52800	ARP-09	GRANT MISC CONTRACTUAL SERVICES	4,719,143	5,219,143	500,000	Champaign County Health Care Consumers
35060620-52800	ARP-10	GRANT MISC CONTRACTUAL SERVICES	5,219,143	5,469,143	250,000	Champaign County Economic Development Corporation
35060620-52800	ARP-11	GRANT MISC CONTRACTUAL SERVICES	5,469,143	5,819,143	350,000	Housing Authority of Champaign County, YouthBuild
35060620-52800	ARP-12	GRANT MISC CONTRACTUAL SERVICES	5,819,143	6,269,143	450,000	University YMCA (New American Welcome Center)
35060620-52800	ARP-13	GRANT MISC CONTRACTUAL SERVICES	6,269,143	6,279,143	10,000	Red Herring Vegetarian Restaurant
35060620-52800	ARP-14	GRANT MISC CONTRACTUAL SERVICES	6,279,143	6,289,143	10,000	Common Ground Food Co-op
35060620-52800	ARP-15	GRANT MISC CONTRACTUAL SERVICES	6,289,143	6,368,343	79,200	FirstFollowers: Urbana Community Peace Hub
35060620-52800	ARP-16	GRANT MISC CONTRACTUAL SERVICES	6,368,343	6,868,343	500,000	Housing Authority of Champaign County
35060620-52800	ARP-17	GRANT MISC CONTRACTUAL SERVICES	6,868,343	7,043,343	175,000	Champaign County Environmental Stewards
35060620-52800	ARP-18	GRANT MISC CONTRACTUAL SERVICES	7,043,343	7,203,343	160,000	The Well Experience
35060620-52800	ARP-19	GRANT MISC CONTRACTUAL SERVICES	7,203,343	7,278,343	75,000	Urbana-Champaign Independent Media Center
35060620-52800	ARP-20	GRANT MISC CONTRACTUAL SERVICES	7,278,343	7,478,343	200,000	Housing Authority of Champaign County
35060620-52800	ARP-21	GRANT MISC CONTRACTUAL SERVICES	7,478,343	7,628,343	150,000	Sola Gratia Farm
35060620-52800	ARP-22	GRANT MISC CONTRACTUAL SERVICES	7,628,343	7,653,343	25,000	Habitat for Humanity of Champaign County
35060620-52800	ARP-23	GRANT MISC CONTRACTUAL SERVICES	7,653,343	8,503,343	850,000	Carle Foundation Hospital
35060620-59331		TRF TO COMMUNITY DEVELOPMENT GRANTS FUND	-	60,000	60,000	City of Urbana: Urbana Roof Repair & Replacement Program
Total Expenditures			1,016,708	9,640,051	8,623,343	
Ending Fund Balance (estimated)			12,945,890	4,322,547	(8,623,343)	