

ORDINANCE NO. 2023-04-007

AN ORDINANCE REVISING THE ANNUAL BUDGET ORDINANCE

(Budget Amendment #7 – Omnibus)

WHEREAS, the City of Urbana (“City”) is a home rule unit of local government pursuant to Article VII, Section 6, of the Illinois Constitution of 1970, and may exercise any power and perform any function pertaining to its governmental business and affairs, and the passage of this Ordinance constitutes an exercise of the City’s home rule powers and functions as granted by the Illinois Constitution of 1970; and

WHEREAS, the corporate authorities of the City heretofore did approve the annual budget ordinance of and for the City of Urbana for the fiscal year beginning July 1, 2022 and ending June 30, 2023; and

WHEREAS, the said corporate authorities find that revising the annual budget ordinance by deleting, adding to, changing, or creating sub-classes within object classes and object classes themselves is in the best interests of the residents of the City and is desirable for the welfare of the City’s government and affairs; and

WHEREAS, funds are available to effectuate the purpose of such revision; and

WHEREAS, the Budget Director may not make such revision under the authority so delegated to the Budget Director pursuant to 65 ILCS 5/8-2-9.6 or Urbana City Code Section 2-133.

NOW, THEREFORE, BE IT ORDAINED BY THE CITY COUNCIL AND THE MAYOR, BEING THE CORPORATE AUTHORITIES OF THE CITY OF URBANA, ILLINOIS, as follows:

Section 1.

The annual budget ordinance shall be and the same is hereby revised as set forth in the exhibit appended hereto and made a part hereof as if fully set forth herein.

Section 2.

This Ordinance shall be in full force and effect from and after its passage and publication in accordance with Section 1-2-4 of the Illinois Municipal Code (65 ILCS 5/1-2-4).


This Ordinance is hereby passed by the affirmative vote, the “ayes” and “nays” being called, of two-thirds of the corporate authorities then holding office (6 of 8 votes) of the City of Urbana, Illinois, at a duly noticed and convened meeting of the said corporate authorities.


PASSED BY THE CORPORATE AUTHORITIES this 10th Day of April, 2023.

AYES: Wu, Evans, Hursey, Kolisetty, Bishop, Wilken, Quisenberry


NAYS: None

ABSTENTIONS: None


Phyllis D. Clark, City Clerk



APPROVED BY THE MAYOR this 28th Day of April, 2023.


Diane Wolfe Marlin, Mayor

REVISED
Budget Amendment 2022/23 - 07 - Exhibit A

| General Ledger Code | Project String | Description | Current Budget | Revised Budget | Difference | Reason |
|-------------------------------------------------------|---------------------|---------------------------------------------------------------|-------------------|-------------------|------------------|----------------------------------------------------|
| GENERAL OPERATING FUND (100) | | | | | | |
| <u>Expenditures</u> | | | | | | |
| 10050500-50110 | | CD ADMIN - SALARY - REGULAR EMPLOYEES | 193,589 | 180,089 | (13,500) | Salary Vacancy savings |
| 10050500-59300 | | CD ADMIN - TFR TO VERF FUND | 2,827 | 12,827 | 10,000 | CD new cubicle and desk - TFR to VERF |
| 10050510-52320 | | CD PLANNING & ZONING - TRAVEL, EDUCATION & TRAINING | 6,900 | 10,400 | 3,500 | Council of Development Finance Agencies training |
| 10020201-52320 | 20102-2023-TRAINING | POLICE PATROL - TRAVEL, EDUCATION & TRAINING | 71,785 | 64,657 | (7,128) | JAG Grant OT training |
| 10020201-50133 | 20102-2023-OT | POLICE PATROL - OVERTIME TRAINING | 51,469 | 58,597 | 7,128 | JAG Grant OT training |
| 10040402-50110 | | PW LANDSCAPE MGMT - SALARY - REGULAR EMPLOYEES | 200,548 | 160,548 | (40,000) | PW vacancy savings - on-call electrical services |
| 10040402-50210 | | PW LANDSCAPE MGMT - INSURANCE | 20,392 | 15,392 | (5,000) | PW vacancy savings - on-call electrical services |
| 10040402-50220 | | PW LANDSCAPE MGMT - FICA & MEDICARE | 19,927 | 17,927 | (2,000) | PW vacancy savings - on-call electrical services |
| 10040402-50251 | | PW LANDSCAPE MGMT - IMRF & SURS | 22,224 | 19,224 | (3,000) | PW vacancy savings - on-call electrical services |
| 10040426-52999 | | PW TRAFFIC SIGNALS - OTHER CONTRACTUAL SERVICES | 170,612 | 210,612 | 40,000 | PW vacancy savings - on-call electrical services |
| 10040424-50110 | | PW STREET MAINT. & CONST - SALARY - REGULAR EMPLOYEES | 729,183 | 689,183 | (40,000) | PW vacancy savings - GIS services |
| 10040424-50210 | | PW STREET MAINT. & CONST - INSURANCE | 116,143 | 111,143 | (5,000) | PW vacancy savings - GIS services |
| 10040424-50220 | | PW STREET MAINT. & CONST - FICA & MEDICARE | 53,979 | 51,979 | (2,000) | PW vacancy savings - GIS services |
| 10040424-50251 | | PW STREET MAINT. & CONST - IMRF | 79,746 | 76,746 | (3,000) | PW vacancy savings - GIS services |
| 10040440-50110 | | PW ENGINEERING - SALARY - REGULAR EMPLOYEES | 789,361 | 759,361 | (30,000) | PW vacancy savings - GIS services |
| 10040440-50210 | | PW ENGINEERING - INSURANCE | 103,577 | 96,577 | (7,000) | PW vacancy savings - GIS services |
| 10040440-50220 | | PW ENGINEERING - FICA & MEDICARE | 64,841 | 59,841 | (5,000) | PW vacancy savings - GIS services |
| 10040440-50251 | | PW ENGINEERING - IMRF | 90,494 | 82,494 | (8,000) | PW vacancy savings - GIS services |
| 10040440-52199 | | PW ENGINEERING - OTHER PROFESSIONAL SERVICES | 85,000 | 195,000 | 110,000 | PW vacancy savings - GIS services |
| Total Expenditures | | | 43,428,611 | 43,428,611 | - | |
| Ending Fund Balance (estimated) | | | 11,731,301 | 11,731,301 | - | |
| STORMWATER UTILITY FUND (201) | | | | | | |
| <u>Revenues</u> | | | | | | |
| 201-46290 | 49201-REIM | OTHER REIMBURSEMENTS | 17,750 | 162,750 | 145,000 | Boneyard creek bank stabilization - UCSD portion |
| Total Revenues | | | 1,911,818 | 2,056,818 | 145,000 | |
| <u>Expenditures</u> | | | | | | |
| 20140470-52106-40412 | 40412-PLANNING | ARCHITECTURAL & ENG SERVICES - STORMWATER MANAGEMENT PLANNING | 478,950 | 643,950 | 165,000 | Planning, assessment and improvement svcs |
| 20140470-53303-40414 | 40414-CONST | STORMWATER - BONEYARD CREEK CROSSING IMPROVEMENT | 275,000 | 545,000 | 270,000 | Boneyard creek bank stabilization |
| 20140470-52204-40402 | 40402-CONST | INFRASTRUCTURE MAINT - STORM SEWER CLEANING & TELEVISION | 459,800 | 259,800 | (200,000) | Storm sewer lining & abandonment feasibility study |
| 20140470-53303-40417 | 40417-CONST | STORMWATER - STORM SEWER RECONSTRUCTION | 500,000 | 50,000 | (450,000) | Storm sewer lining & abandonment feasibility study |
| 20140470-53303-40418 | 40418-CONST | STORMWATER - STORM SEWER LINING | - | 550,000 | 550,000 | Storm sewer lining |
| 20140470-52105-40419 | 40419-PLANNING | PLANNING SERVICES - STORM SEWER ABANDONMENT STUDY | - | 100,000 | 100,000 | Storm sewer abandonment feasibility study |
| Total Expenditures | | | 3,137,195 | 3,572,195 | 435,000 | |
| Ending Fund Balance (estimated) | | | 2,428,456 | 2,138,456 | (290,000) | |
| LOCAL MOTOR FUEL TAX (202) | | | | | | |
| <u>Expenditures</u> | | | | | | |
| 20240470-53301-40159 | 40159-CONST-LMFT | HIGHWAY AND STREETS - ANNUAL JOINT SEAL & CRACK PROGRAM | 90,000 | 200,000 | 110,000 | Joint and crack sealing program |
| 20240470-53301-40164 | 40164-CONST-LMFT | HIGHWAY AND STREETS - FLORIDA AT JAMES CHERRY | 312,200 | 202,200 | (110,000) | Joint and crack sealing program |
| Total Expenditures | | | 2,754,307 | 2,754,307 | - | |
| Ending Fund Balance (estimated) | | | 219,815 | 219,815 | - | |
| MOTOR FUEL TAX (203) | | | | | | |
| <u>Expenditures</u> | | | | | | |
| 20340470-53301-40133 | 40133-CONST | HIGHWAY & STREETS - PHILO, COLORADO, ANDERSON RESURFACE | 1,700,000 | 1,640,000 | (60,000) | Springfield ave project |
| 20340470-52105-40134 | 40134-PLANNING | PLANNING SERVICES - SPRINGFIELD: WRIGHT TO MCCULL | 70,000 | 130,000 | 60,000 | Springfield ave project |
| 20340470-52105-40167 | 40167-PLANNING | PLANNING SERVICES - BONEYARD CREEK BRIDGE REPAIR | 55,000 | 80,000 | 25,000 | Boneyard creek structural improvements at Race St |
| 20340470-52105-40150 | 40150-PLANNING | PLANNING SERVICES - WINDSOR: RACE TO WEST BOUNDARY | 184,877 | 159,877 | (25,000) | Boneyard creek structural improvements at Race St |
| Total Expenditures | | | 9,848,688 | 9,848,688 | - | |
| Ending Fund Balance (estimated) | | | 6,675,880 | 6,675,880 | - | |
| SANITARY SEWER FUND (204) | | | | | | |
| <u>Expenditures</u> | | | | | | |
| 20440470-52105-40514 | 40514-PLANNING | PLANNING SERVICES - SANITARY PLANNING & GIS | 135,000 | 235,000 | 100,000 | Planning, assessment and improvement svcs |
| 20440470-53304-40511 | 40511-CONST | SANITARY SEWER - SANITARY SEWER LINING | 258,000 | 300,000 | 42,000 | Sanitary backlog rehabilitation needs |
| 20440470-53304-40512 | 40512-CONST | SANITARY SEWER - SANITARY SEWER RECONSTRUCTION | 157,414 | 115,414 | (42,000) | Sanitary backlog rehabilitation needs |
| Total Expenditures | | | 2,610,778 | 2,710,778 | 100,000 | |
| Ending Fund Balance (estimated) | | | 1,523,361 | 1,423,361 | (100,000) | |
| VEHICLE & EQUIPMENT REPLACEMENT FUND (300) | | | | | | |
| <u>Revenues</u> | | | | | | |
| 300-49100 | | TRF FROM GENERAL FUND | 1,630,058 | 1,640,058 | 10,000 | CD new cubicle and desk - TFR from Gen Fund |
| Total Revenues | | | 1,749,785 | 1,759,785 | 10,000 | |
| <u>Expenditures</u> | | | | | | |
| 30060600-53430 | VERF-CD-241 | FURNITURE AND FIXTURES | 133,949 | 143,949 | 10,000 | CD new cubicle and desk |
| Total Expenditures | | | 3,110,601 | 3,120,601 | 10,000 | |
| Ending Fund Balance (estimated) | | | 4,681,085 | 4,681,085 | - | |
| COMMUNITY DEV GRANTS FUND (331) | | | | | | |
| <u>Revenues</u> | | | | | | |

| | | | | | | |
|----------------------------------------|--------|-------------------------------------------------------|-------------------|-------------------|--------------------|--------------------------------------------------------------|
| 331-49350 | | TRF FROM ARPA | - | 60,000 | 60,000 | ARPA allocation - Urbana Roof Repair & Replacement Program |
| Total Revenues | | | 11,100,533 | 11,160,533 | 60,000 | |
| | | | | | | |
| <u>Expenditures</u> | | | | | | |
| 33150538-52800 | ARP-25 | OTHER MISC PROGRAMS - GRANT MISC CONTRACTUAL SERVICES | - | 60,000 | 60,000 | ARPA allocation - Urbana Roof Repair & Replacement Program |
| Total Expenditures | | | 11,758,880 | 11,818,880 | 60,000 | |
| | | | | | | |
| Ending Fund Balance (estimated) | | | (294,244) | (294,244) | - | |
| | | | | | | |
| AMERICAN RESCUE PLAN FUND (350) | | | | | | |
| <u>Expenditures</u> | | | | | | |
| 35060620-52500 | | INTERGOVERNMENTAL AND AGENCY | 63,777 | 123,777 | 60,000 | RPC contract |
| 35060620-52800 | ARP-01 | GRANT MISC CONTRACTUAL SERVICES | - | 814,375 | 814,375 | Urbana SD 116 |
| 35060620-52800 | ARP-02 | GRANT MISC CONTRACTUAL SERVICES | 814,375 | 2,814,375 | 2,000,000 | Urbana Park District Health & Wellness Center |
| 35060620-52800 | ARP-03 | GRANT MISC CONTRACTUAL SERVICES | 2,814,375 | 2,987,971 | 173,596 | Urbana Free Library |
| 35060620-52800 | ARP-04 | GRANT MISC CONTRACTUAL SERVICES | 2,987,971 | 3,646,809 | 658,838 | Cunningham Township Supervisor's Office |
| 35060620-52800 | ARP-05 | GRANT MISC CONTRACTUAL SERVICES | 3,646,809 | 3,790,143 | 143,334 | City of Urbana: Student, Family, Comm Engagement Sponsorship |
| 35060620-52800 | ARP-06 | GRANT MISC CONTRACTUAL SERVICES | 3,790,143 | 4,540,143 | 750,000 | City of Champaign Township |
| 35060620-52800 | ARP-07 | GRANT MISC CONTRACTUAL SERVICES | 4,540,143 | 4,640,143 | 100,000 | Urbana Neighborhood Connections Center |
| 35060620-52800 | ARP-08 | GRANT MISC CONTRACTUAL SERVICES | 4,640,143 | 4,719,143 | 79,000 | Eastern Illinois Foodbank |
| 35060620-52800 | ARP-09 | GRANT MISC CONTRACTUAL SERVICES | 4,719,143 | 5,219,143 | 500,000 | Champaign County Health Care Consumers |
| 35060620-52800 | ARP-10 | GRANT MISC CONTRACTUAL SERVICES | 5,219,143 | 5,469,143 | 250,000 | Champaign County Economic Development Corporation |
| 35060620-52800 | ARP-11 | GRANT MISC CONTRACTUAL SERVICES | 5,469,143 | 5,819,143 | 350,000 | Housing Authority of Champaign County, YouthBuild |
| 35060620-52800 | ARP-12 | GRANT MISC CONTRACTUAL SERVICES | 5,819,143 | 6,269,143 | 450,000 | University YMCA (New American Welcome Center) |
| 35060620-52800 | ARP-13 | GRANT MISC CONTRACTUAL SERVICES | 6,269,143 | 6,279,143 | 10,000 | Red Herring Vegetarian Restaurant |
| 35060620-52800 | ARP-14 | GRANT MISC CONTRACTUAL SERVICES | 6,279,143 | 6,289,143 | 10,000 | Common Ground Food Co-op |
| 35060620-52800 | ARP-15 | GRANT MISC CONTRACTUAL SERVICES | 6,289,143 | 6,368,343 | 79,200 | FirstFollowers: Urbana Community Peace Hub |
| 35060620-52800 | ARP-16 | GRANT MISC CONTRACTUAL SERVICES | 6,368,343 | 6,868,343 | 500,000 | Housing Authority of Champaign County |
| 35060620-52800 | ARP-17 | GRANT MISC CONTRACTUAL SERVICES | 6,868,343 | 7,043,343 | 175,000 | Champaign County Environmental Stewards |
| 35060620-52800 | ARP-18 | GRANT MISC CONTRACTUAL SERVICES | 7,043,343 | 7,203,343 | 160,000 | The Well Experience |
| 35060620-52800 | ARP-19 | GRANT MISC CONTRACTUAL SERVICES | 7,203,343 | 7,278,343 | 75,000 | Urbana-Champaign Independent Media Center |
| 35060620-52800 | ARP-20 | GRANT MISC CONTRACTUAL SERVICES | 7,278,343 | 7,478,343 | 200,000 | Housing Authority of Champaign County |
| 35060620-52800 | ARP-21 | GRANT MISC CONTRACTUAL SERVICES | 7,478,343 | 7,628,343 | 150,000 | Sola Gratia Farm |
| 35060620-52800 | ARP-22 | GRANT MISC CONTRACTUAL SERVICES | 7,628,343 | 7,653,343 | 25,000 | Habitat for Humanity of Champaign County |
| 35060620-52800 | ARP-23 | GRANT MISC CONTRACTUAL SERVICES | 7,653,343 | 8,503,343 | 850,000 | Carle Foundation Hospital |
| 35060620-59331 | | TRF TO COMMUNITY DEVELOPMENT GRANTS FUND | - | 60,000 | 60,000 | City of Urbana: Urbana Roof Repair & Replacement Program |
| Total Expenditures | | | 1,016,708 | 9,640,051 | 8,623,343 | |
| | | | | | | |
| Ending Fund Balance (estimated) | | | 12,945,890 | 4,322,547 | (8,623,343) | |