

# FY20-21 PROPOSED BUDGET

*Foundation for the Future*





# City of Urbana Proposed Budget Fiscal Year 2020/21

## **Mayor**

Diane Wolfe Marlin

## **Council Members**

Maryalice Wu  
Eric Jakobsson  
Shirese Hursey  
Bill Brown  
Dennis P. Roberts  
William P. Colbrook  
Jared Miller

## **City Administrator**

Carol J. Mitten

## **HR & Finance Director / CFO**

Elizabeth Hannan

## **Police Chief**

Bryant Seraphin

## **Fire Chief**

Charles Lauss

## **Director of Community Development Services**

Lorrie Pearson

## **Other Contributing Staff**

Don Ho  
Senior Financial Analyst /  
Budget Coordinator

Kris Francisco  
Financial Services Manager

Steve Doggett  
Fire Engineer

Femi Fletcher  
Human Resources Generalist

Will Kolschowsky  
Management Analyst

Michelle Higar  
Financial Services Coordinator





GOVERNMENT FINANCE OFFICERS ASSOCIATION

*Distinguished  
Budget Presentation  
Award*

PRESENTED TO

**City of Urbana**

**Illinois**

For the Fiscal Year Beginning

**July 1, 2019**

*Christopher P. Morill*

Executive Director

Government Finance Officers Association of the United States and Canada (GFOA) presented a Distinguished Budget Presentation Award to **City of Urbana, Illinois**, for its Annual Budget for the fiscal year beginning **July 1, 2019**. In order to receive this award, a governmental unit must publish a budget document that meets program criteria as a policy document, as a financial plan, as an operations guide, and as a communications device.

This award is valid for a period of one year only. We believe our current budget continues to conform to program requirements, and we are submitting it to GFOA to determine its eligibility for another award.



# TABLE OF CONTENTS

Mayor's Message	.....	i
-----------------	-------	---

## **GENERAL INFORMATION**

### Introduction

Staff Mission and Principles	.....	1
City Council & Mayor Priorities 2018-2021	.....	2
Fund Structure	.....	3
Account Structure	.....	5
Program Budgeting	.....	6
Organizational Chart	.....	11
Financial and Accounting Information	.....	12
Summary of Financial Policies	.....	15
Financial Policies	.....	16
Budget Process and Timeline	.....	20
Revenue Analysis	.....	21
Budget Summary by Fund	.....	33
Personnel Summary	.....	39

## **GENERAL OPERATING FUND (100)**

Fund Statement	.....	41
Revenues	.....	42
City Council	.....	45
City Clerk	.....	48
Executive Department	.....	51
Human Resources & Finance Department	.....	61
Police Department	.....	71
Fire Department	.....	80
Public Works Department	.....	86
Community Development Department	.....	110
General Services	.....	123

## **OTHER CITY FUNDS (BY FUND NUMBER)**

Capital Replacement & Improvement Fund (200)	.....	127
Stormwater Utility Fund (201)	.....	130

Local Motor Fuel Tax Fund (202)	133
Motor Fuel Tax Fund (203)	136
Sanitary Sewer Fund (204)	139
Vehicle & Equipment Replacement Fund (300)	142
Landscape Recycling Center (301)	145
Home Recycling Fund (302)	148
Police Special Fund (310)	151
Cable TV Peg Fund (320)	158
ARMS Fund (321)	161
CUSWDS Fund (322)	164
CD Special Fund (330)	167
CD Grants Fund (331)	172
Farmers' Market (332)	177
Post TIF Closure Fund (340)	181
TIF 2 (342)	184
TIF 4 (343)	188
Central TIF (344)	191
General Reserve Fund (360)	195
Retained Risk Fund (370)	198
Parking Fund (500)	201
Equipment Services Fund (600)	205
Information Technology Fund (610)	208

## **SUPPLEMENTAL INFORMATION**

Budgeted Positions	211
Equipment Replacement Schedules	220
Debt Summary	221
Property Tax Summary	223
Map of Tax Exempt Property	224
Capital Improvement Plan	225
Adopting Ordinance	231
Ordinance Amending Current Budget	234
Glossary	236





**TO:** Urbana City Council and Community  
**FROM:** Diane Wolfe Marlin, Mayor  
**DATE:** June 4, 2020  
**SUBJECT:** **FY2021 PROPOSED BUDGET**

---

## INTRODUCTION

The City's proposed budget for the fiscal year beginning July 1, 2020 and ending June 30, 2021 reflects our careful management over the past few years. This has positioned us to address the financial crisis caused by the COVID-19 pandemic.

Over the past three years, the City successfully eliminated an estimated \$2.5 million structural deficit in the General Fund, restored adequate funding for Police and Fire pensions, and rebuilt emergency reserves. We had finally reached a point earlier this year where we expected to have long-term stability in our budget. However, the pandemic has drastically changed our outlook. Fortunately, because of our careful planning, we are in a better position to weather this crisis than we would have been absent those efforts.

Years of inadequate investment in infrastructure and facility maintenance remain a serious concern that must be addressed in the near future. At the same time, we expect a significant impact on capital expenditures due to decreased use of motor fuel, substantially reducing revenues allocated to transportation improvements. This impact will be a key consideration in our planning efforts.

Our City employees continue to provide excellent core services despite the challenges we are facing. This budget maintains current services. However, we expect to be forced to make adjustments when the full scope of the impact of the pandemic on our finances is known. In preparation for those adjustments, we have implemented a hiring freeze, and declined to provide pay increases for non-union employees earning \$80,000 and above.

This budget reflects our reliance on the strong foundation we have built over the last few years.

## ECONOMIC AND FINANCIAL OUTLOOK

The City of Urbana, like local governments across the country and around the world, is severely impacted by the COVID-19 pandemic. Preliminary projections indicate that FY2021 revenues in the General Fund will fall \$3 million short of the expected level, assuming a relatively quick recovery. Unfortunately, there is much that is unknown about the scope and duration of the pandemic. Staff plans to provide an updated forecast in August or September, when more information is available. As a stopgap measure, the hiring freeze will allow us to maintain flexibility in the event staffing reductions are necessary.

Education, healthcare, and government are the three largest employment sectors in our area. Each of those sectors is directly affected by the global pandemic. Our local economy is anchored by the presence of the University of Illinois at Urbana-Champaign, with more than 14,500 employees. The University brings more than 51,000 students from every state in the U.S. and beyond, including nearly 16,000 international students to the area. Student and visitor spending add more than \$200 million to the local economy. Thousands of people travel to Urbana each day to work, boosting our daytime population by an estimated net of 6,500. The University is the engine that drives our local economy. However, due to the pandemic, it has moved to remote instruction and, at this point, we do not know the full extent of how operations will change for the fall semester.

The Healthcare sector employs about 9,600 people in the metro area. In calendar year 2018, Carle Foundation Hospital in Urbana employed about 3,900 people and brought 2,900 daily visitors to Urbana. This sector has also been directly affected by the pandemic.

As the full impact of the pandemic becomes clear, it is likely that government employment will decrease in response to diminished revenues.

The University of Illinois “Flash Index,” which measures economic activity in Illinois, has decreased from a four-year high of 105.7 in February to 94.2 in April. Any index value of less than 100 indicates that the state’s economy is contracting. This is the sharpest decline in the history of the index, which goes back to 1981.

The unemployment rate for the Champaign-Urbana area jumped to 10.9% in April from 2.6% in March. There have been layoffs at many local employers who are not open, or are operating at limited capacity.

Property values in the City of Urbana grew by about 2.3% for the 2019 tax levy. The tax rate for City services will remain at \$1.3499, maintaining the half-cent reduction from the 2018 tax levy.

## **FY2020/21 BUDGET HIGHLIGHTS**

Our top priority is public safety, on our streets, in our neighborhoods, and in public schools. We are committed to maintaining adequate staffing levels for the police and fire departments and to working closely with neighborhood and community organizations to reduce gun violence and maintain safe and vibrant neighborhoods.

While our resources are very limited at this time, I have recommended some additional expenditures in the Fire Department which reflect changes in the management structure. With one long-term employee retiring, we will eliminate one position and create a Deputy Fire Chief position and a half-time position to complete inspections. This is needed to provide more depth for management of the Fire Department, provide a logical successor when the Fire Chief position turns over, and allow the Division Chiefs to focus on day-to-day management of their shifts. Unfortunately, this will require reducing expenditures for public education. This will require an increase of about \$72,000 annually in recurring costs with one-time costs of about \$9,400.

I am also recommending an increase of about \$163,000 in the Fire Department overtime budget, which has increased for a variety of reasons, but is primarily driven by the need to meet our contractual obligation for minimum staffing on each fire engine or ladder truck. Other expenses in anticipation of a high level of turnover next year due to retirements include training and uniforms for new firefighters with a one-time cost of about \$79,000.

We have not included funding for a new police records management system in the budget. The cost to manage this system on an ongoing basis is still unknown, and this will require an intergovernmental agreement between the partner agencies. Once the details are finalized, I expect to recommend a budget amendment so that this critical project can proceed.

Continuing efforts to keep up with police records expungement related to the legalization of recreational cannabis will require a one-time expense of \$59,000. This will be partially offset by funding a portion of one detective position from state-shared cannabis revenue. This is a distribution of cannabis tax that may be used only for specific purposes, including drug interdiction efforts.

Several high priority information technology projects will provide network segmentation, multi-factor authentication, and encrypted email. These projects will provide additional security for our network. This is necessary due to increasing cyber security threats, coupled with a significant increase in employees working remotely. The total cost for these projects is about \$41,000 for implementation, with an annual cost of \$28,000.

We must replace the aged land line phone system, portions of which are twenty-plus years old. Technical support for the system is no longer available. Also, it is not compatible with remote working and cannot meet increased demand for phone conferencing. We plan to replace the current system with a cloud-based system. We will use funds set aside for replacement of the existing phone system in the Vehicle and Equipment Replacement Fund to pay for installation costs. This will also require additional funds for recurring costs, which would be allocated through a budget amendment when the cost is known.

Parking enforcement will be made more efficient by using a license plate recognition system on one of the City's vehicles. This will have a cost of about \$46,000 for implementation and \$11,500 annually.

We are currently conducting a compensation and classification study for non-bargaining employees. This study is expected to result in some recommendations for salary adjustments. In anticipation of this, I have set aside \$25,000 in the Human Resources budget, which can be allocated to the highest priority adjustments. In addition I have allocated \$10,000 for one-time wellness initiatives recommended by the employee benefits committee.

## **CAPITAL IMPROVEMENTS**

I recognize that the condition of our streets and other infrastructure falls short of where it needs to be. Like other cities in Illinois, we cannot adequately address the backlog of construction and maintenance needs without support from the State and Federal government and consideration of other funding mechanisms. While we were fortunate to receive some support in the State's capital bill, we have many long-term needs that will need to be addressed in the future with additional funding. We are currently receiving additional funds from the Transportation Recovery Fund and the Rebuild Illinois Program. This year, we were able to provide only a basic level of support for capital projects from the General Fund. While this is consistent with our policy, I would like to do more.

For FY 2021 the City is focusing on design and engineering for infrastructure projects. This includes design for Race St. from Washington St. to California St., Fairlawn Ave.

from Vine St. to Anderson St., Windsor Road from Race St. to the City boundary on the west, and Savannah Green, beginning with Smith Road and alleys. This is in addition to ongoing repair and maintenance for neighborhood streets, sidewalks, and other critical infrastructure. FY 21 also starts to incorporate funding for recommendations from the Facilities Master Plan, including new security and ADA life safety improvements.

More information is available in the supplemental information section of this document and in a separate Capital Improvement Plan document.

## **ECONOMIC DEVELOPMENT**

As I have said in the past, economic development and modest growth is a significant driver of the City's financial sustainability. The City of Urbana is striving for diverse and inclusive economic development and long-term growth in our tax base. We actively promote our community to local and national businesses and developers. We are now including minority hiring goals in all development agreements, and look forward to partnering with the City of Champaign to increase participation through a Minority, Women, and Disabled Business Enterprise program.

This past fiscal year saw significant investment in both commercial and residential development. In total, there were 84 commercial building permits issued, resulting in 396,136 square feet added, and an estimated \$94 million in construction costs.

The Urbana Enterprise Zone, TIF Districts, and "Think Urbana" program continue to incentivize private commercial and residential development. Some of the recent projects include a new \$2.2 million Little Hearts & Hands Daycare on Windsor Road, Beau Visage Spa, and El Progresso expansion. A renovated building for CU Adventures in Space and Time (escape rooms) and the Sitara restaurant building were also completed.

Similarly, the City's TIF (Tax Increment Financing) Districts supported over 27 new and expanded businesses in Downtown Urbana in the past 12 months. In that time frame, the City's Redevelopment Incentive Program helped leverage significant renovations, allowing Fish Alley (a second story living space); Soul Care; several Lincoln Square Mall tenant spaces including the IDEA Store, PASS, RACES, CASA, and Elliott Counseling; as well as many others, to open and expand in our Downtown.

The "Think Urbana" Program incentivizes the construction of single family, duplex and townhome residences. Over the past five years, Urbana's share of single family construction in Champaign County has increased significantly, from 9% in 2015 to 19% in 2018 and finished with 14% in 2019.

Five major multifamily residential and mixed-use projects were approved or have begun construction in the past three years. These developments will add millions to our tax rolls, activate vacant or under-utilized infill sites, and support growth of our population. The projects include a 42-unit townhome development at 200 S Vine Street. This will be the first new residential construction in downtown Urbana in over 13 years.

Other developments include the Gather project, a mixed-use development at the southeast corner of Lincoln and University Avenues, comprised of 232 residential units, 31 extended stay hotel rooms, and accessory retail space. Gather is under construction. Further west, construction has begun at 1007 - 1011 W University Avenue for a 76-unit, mixed-use development with commercial activity on the ground floor and residential above. Plans have been approved for the 406-unit Union Gardens project in north Urbana, although construction has not begun. Finally, The Retreat, a 126-unit townhome development at the northwest corner of Lincoln and University Avenues was completed in the fall of 2019.

Complementing this residential and commercial growth along the University Avenue corridor is an \$8.1 million, state-funded improvement of University Avenue itself, from Wright Street to Maple Avenue. It incorporates many new pedestrian and bicycle safety features, including pavement, lighting, crosswalks, and an eight-foot wide multi-use path running most of the length of the project. This will greatly enhance connectivity and safety for thousands of people living, working, and visiting in this area.

The City negotiated a redevelopment agreement for the long-vacant Landmark Hotel in downtown Urbana. Plans include a \$15 million renovation for a Hilton Tapestry boutique hotel brand. This project has been a priority for many years and will dramatically enhance the heart of our downtown.

Work is underway on the \$4.9 million Phase 5 of the MCore project on Green St. from Lincoln Avenue to Race St. This corridor will become the main link between the University of Illinois campus and downtown. The project is funded with federal, state, and local dollars and is built in partnership with the City of Champaign, University of Illinois, and the C-U Mass Transit District.

We believe that communities must provide housing for all ages, abilities, and income levels. The City promotes housing equity by partnering with a number of organizations and developers. In the past three years, seven new affordable homes were built in Urbana in partnership with Habitat for Humanity. The Housing Authority of Champaign County plans to construct a 24-unit building to serve low-income seniors and persons

with disabilities; those plans are currently under review. In addition, renovations are complete at Aspen Court on Lierman Avenue. We are working to identify and remove barriers to affordable housing construction. The City also utilizes grant funds to support qualified households with home repairs, HVAC improvements, and assistance with utility bills and works closely with Cunningham Township and community partners to address the need for rental assistance, emergency shelter, and homelessness prevention. Our Rental Registration Program helps ensure that rental housing in the city is inspected and that it meets minimum building safety codes.

## **LONG-TERM PLANNING**

Our long-term planning efforts focus on critical public infrastructure, transportation, redevelopment of key downtown sites, the downtown historic district, and continued support for Market at the Square. Last year the City tackled some long overdue needs for long-range planning through the Stormwater Master Plan update, City Facilities Master Plan, and a City-Wide Pavement Assessment Study. Each one of these planning efforts is in the final stages and will guide our infrastructure expenditures in the future.

The City also has committed significant resources to develop a new Comprehensive Plan, which will guide many City efforts in the future. This process began in March and is expected to take up to three years.

Overall, these planning efforts will provide the basis for decisions regarding funding needs, repair and maintenance schedules, and ultimately will improve function, appearance, and quality of life in the City of Urbana.

## **ADDRESSING FINANCIAL CHALLENGES**

The City will end FY2020 with an unassigned fund balance in the General Operating Fund of \$7.81 million or 21% of recurring expenditures. This is slightly higher than the 20% goal established in our updated financial policies. This fund balance is our “rainy day fund,” the reserves we may use to help support economic recovery from the pandemic, respond to a natural disaster, or make up for further reductions in state-shared revenues.

On a brighter note, the City has very little debt, with only \$2.7 million in general obligation bonds outstanding by June 30, 2021, if no new debt is incurred. This gives us additional flexibility as we consider funding options to address our backlog of infrastructure needs.

In 2018, the Urbana City Council approved a revised pension funding policy as part of updates to the City’s Financial Policies. This new funding policy requires paying down



100% of the unfunded liability over 20 years, with a five-year transition to the full funding level. We completed the second step on this path to full funding with approval of the 2019 tax levy, which moves us closer to the planned level of funding. While it might be tempting to look to reducing pension funding as a short-term way to avoid other budget reductions, staying the course is in the City's long-term interest.

With help from a few revenue increases, the City's structural budget deficit was eliminated. However, the pandemic has had a dramatic effect on our finances. The City Council approved a 3% local recreational cannabis tax, a half-percent increase in the food and beverage tax, and an expansion of the base for hotel/motel taxes to include "facilitators," such as Airbnb. Prior to the pandemic, we were on track to have our best year in many years, from a financial perspective. At this point, we are unsure how quickly and fully the economy will recover.

The City's current investment in infrastructure maintenance is not enough to improve the condition of streets, sidewalks, streetlights, and other infrastructure systems to a state of good repair. We continue to work to better define the level of funding necessary to maintain our infrastructure systems. We will then address the gap through the budget process and develop a long-term funding plan.

In recent years, the State of Illinois diverted local government revenues to state coffers and imposed new fees. While the FY2021 State budget restores full funding for income tax distributions, the risk of future diversions is likely increased by the impact of the pandemic. The State was already facing some alarming fiscal challenges, including hundreds of billions in unfunded pension obligations. This will only be made worse as the economy lapses into recession.

I am proud to say that we are better able to weather the current budget crisis as a result of our thoughtful planning and discipline over the last few years.

## **OVERVIEW OF THE FY2021 PROPOSED BUDGET**

### **General Operating Fund**

The General Operating Fund pays for the majority of City operations. This contrasts with special purpose funds, such as capital improvements, or pension funds. Interfund transfers are shown in this fund, which include revenues (generally reimbursements for services provided to other funds) as well as expenses (generally reimbursements for services provided by other funds).



Expenditures in the General Operating Fund will be \$34.3 million, with revenues of \$33.7 million. Recurring expenditures are \$34 million, which is 92.9% of recurring revenues (\$36.6 million). Unassigned fund balance will be about \$7.2 million. This is 21% of recurring expenditures, which is higher than the 20% required by the City’s Financial Policies. This is important because it is the City’s reserve for natural disasters and other unanticipated expenditures, as well as revenue losses that may result from the State’s attempts to divert more funds from local government to address its own fiscal crisis. In the current situation, this reserve may also allow us to bridge the gap, so that we can make thoughtful decisions about possible budget reductions.

Projected expenditures for FY2021 are greater than revenues. The City goes through a detailed process of distinguishing recurring expenditures from one-time expenditures. By policy, budgeted recurring expenditures are at least 1.5% less than recurring revenues. This provides a small buffer in case revenues fall short of projections. The following chart shows total revenues and expenditures over a three-year period, including transfers. Expenditures are higher than revenues in FY21 due to the impact of the pandemic on our finances.



Figure 1. Three Year Chart of Revenues and Expenditures in the General Operating Fund (in millions)

Staff anticipates a decrease of 8% or \$2.7 million in General Fund revenues in FY2021 due to the impact of coronavirus. This is about \$3 million less than FY2021 revenues predicted in the financial forecast, prior to the COVID-19 pandemic. The chart below shows the projected FY2021 General Operating Fund revenues by source. The top three revenue sources for the General Operating Fund are directly impacted by the economic health of the local community, as well as the state and national economy.

Sales tax is the City's largest revenue source for the General Operating Fund, providing 26.5% of its resources.

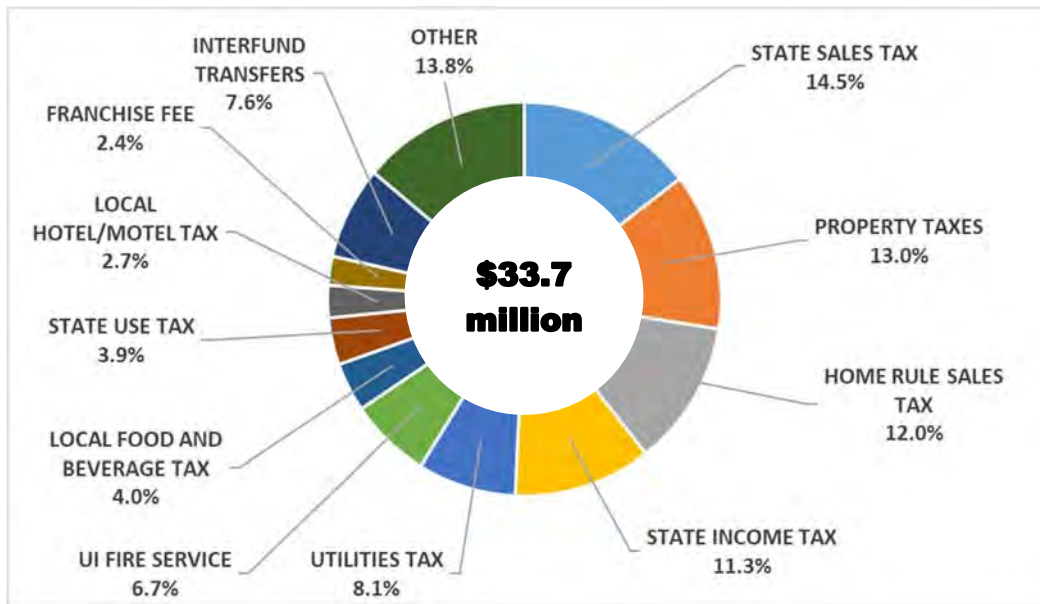


Figure 2. FY20 General Operating Fund Revenue by Source

While Department Heads submitted some requests for additional funding, those requests were very limited and few were approved, as discussed above. The majority of those included in this budget are one-time expenditures or items that will increase productivity or efficiency. In addition, because many requests for additional funding were not approved, departments will be required, in some cases, to reallocate funds within their budgets to provide for necessary expenses.

The chart below shows the FY2021 General Operating Fund expenditures by department. Police, Fire and Public Works account for more than three quarters of total General Operating Fund expenditures, at 79.3% of all expenditures. Police, Fire and Public Works operating expenditures are 32.7%, 23.2%, and 23.4%, respectively.

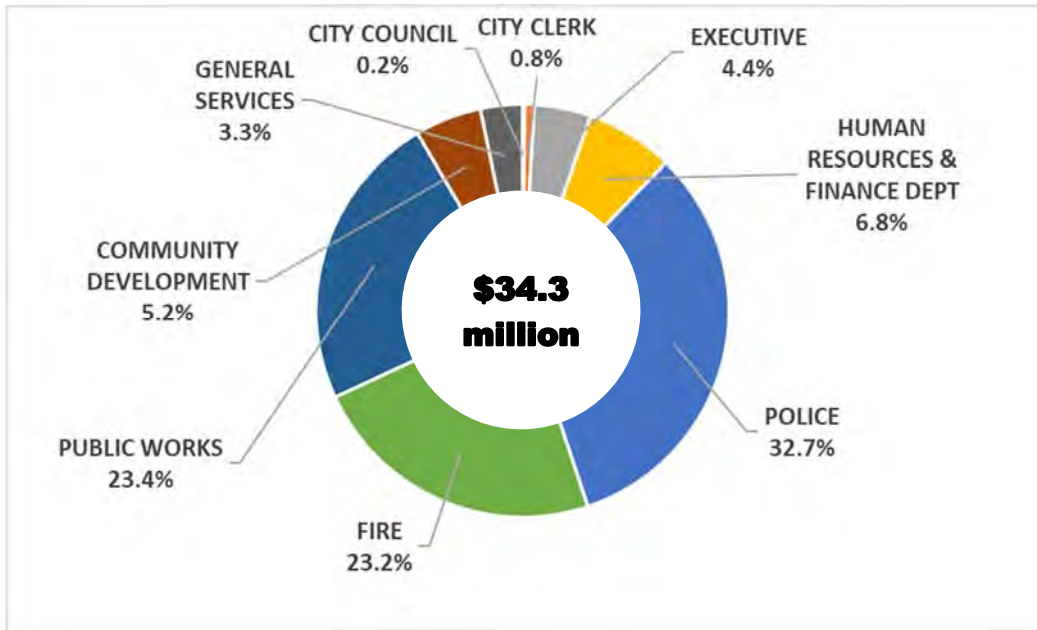


Figure 2. FY20 General Operating Fund Expenditures by Department

**All City Funds**

This budget includes \$46.7 million in expenditures and \$45.3 million in revenue for all City funds. Expenditures exceed revenues in FY2021 primarily because spending in the General Fund exceeds revenues, as described above.

The following chart and tables provide revenue and expenditure information for all City funds over a three-year period, excluding interfund transfers to avoid double-counting.



Figure 1. Three Year Chart of Revenues and Expenditures (in millions)

	FY19 Actual	FY20 Estimate	FY21 Proposed
40 - TAXES	\$30.6	\$33.6	\$30.0
41 - INTERGOV. REVENUES	\$1.9	\$4.3	\$2.6
42 - LICENSES & PERMITS	\$1.3	\$1.2	\$1.1
43 - FINE, FORF & PENALTY	\$0.5	\$0.4	\$0.4
44 - CHARGES FOR SERVICE	\$10.5	\$10.0	\$10.5
45 - INVESTMENT INCOME	\$1.2	\$0.7	\$0.6
46 - MISC REVENUES	\$1.1	\$0.3	\$0.3
<b>Grand Total</b>	<b>\$47.0</b>	<b>\$50.6</b>	<b>\$45.3</b>

Figure 2. Three Year Summary of Revenues (in millions)

	FY19 Actual	FY20 Estimate	FY21 Proposed
50 - SALARIES & BENEFITS	\$25.7	\$28.9	\$27.7
51 - MATERIALS & SUPPLIES	\$1.1	\$1.8	\$1.6
52 - CONTRACTUAL SERVCS	\$8.1	\$13.3	\$10.6
53 - CAPITAL OUTLAY	\$4.4	\$21.4	\$5.6
54 - DEBT SERVICE	\$1.2	\$1.2	\$1.3
<b>Grand Total</b>	<b>\$40.5</b>	<b>\$66.6</b>	<b>\$46.7</b>

Figure 3. Three Year Summary of Expenditures (in millions)

FY2021 total expenditures for all funds, excluding transfers, are \$46.7 million.

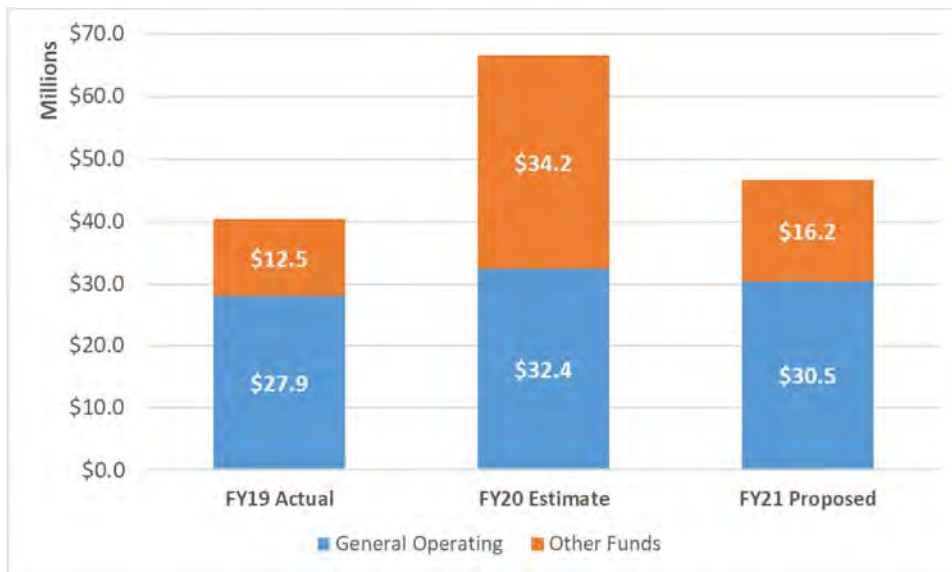


Figure 4. Total Expenditures for All Funds (in millions)

Operating costs incurred for basic municipal services represent 67% of budgeted expenditures for FY2021. The second largest category, special revenue funds, represents 17% of all City expenditures. The third largest category, capital improvement funds, represents 11% of all City expenditures. Expenditures in this category fulfill the City's commitment to infrastructure maintenance and expansion, neighborhood conservation, and economic development. The chart below shows the breakdown of expenditures by fund type, excluding transfers.

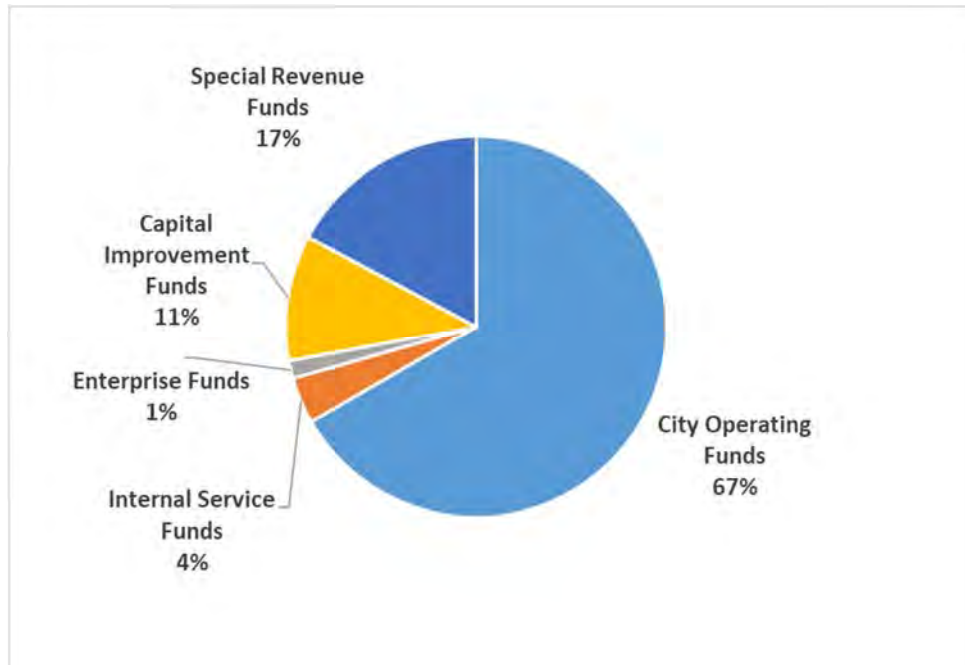


Figure 5. Expenditures by Fund Type

FY2021 total revenues for all funds, excluding transfers, are \$45.3 million. Interfund transfers are \$8 million and are included in the total, making total revenues \$53.3 million. The City diversifies its revenues to minimize the impact of one revenue source stagnating or dropping due to reasons beyond City control. Further information regarding revenues can be found in the Revenue Analysis section of this document. The chart below shows the trend in total revenues for all funds, excluding transfers.

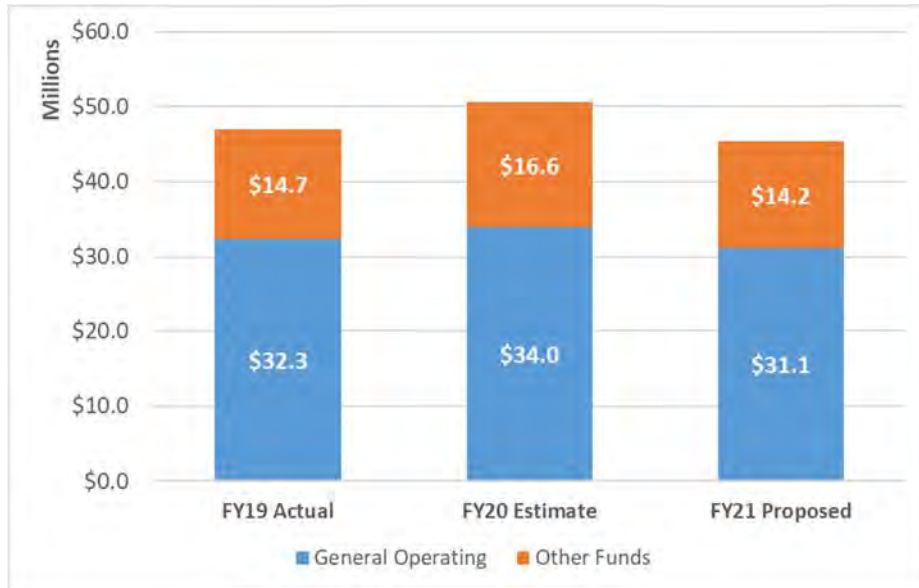



Figure 6. Total Revenues for All Funds (in millions)

## PUBLIC INPUT ON THIS BUDGET

As your Mayor, I welcome public input on this proposed budget. A public hearing will be held in the City Council Chambers on Monday, June 22<sup>nd</sup>, and public participation is welcomed at all City Council meetings. Individual questions or comments may also be directed to me via e-mail ([dwmarlin@urbanaininois.us](mailto:dwmarlin@urbanaininois.us)), U.S. mail (400 S Vine Street, Urbana, IL 61801), or by phone (217-384-2456).

Sincerely,

Diane Wolfe Marlin  
Mayor of the City of Urbana



# STAFF MISSION AND PRINCIPLES

The staff of the City of Urbana recognizes its primary mission is to effectively deliver municipal services to its citizens.

Our staff is committed to:

1. Fulfilling essential public needs that citizens are generally unable to provide for themselves.
2. Protecting public health, safety and welfare for present and future generations.
3. Enhancing the quality of life in ways that are well planned and cost-effective.

We seek to accomplish our mission guided by the following principles:

## **Vision**

The City of Urbana is a strong and effective government. Our staff is committed to maintaining the City's leadership status by continuing to implement long range planning strategies and innovative programs that will positively influence and shape the future growth and development of the City and positively impact the lives of our citizens.

## **Responsibility**

Providing reliable, quality service to the public is an essential function of city staff. Therefore, it is the goal of all staff members to take a proactive and resourceful approach in the performance of their job and to take personal responsibility for the success of our City.

## **Mutual Understanding**

The City of Urbana is a culturally diverse community. As staff it is our goal to foster an environment that recognizes the value in differences and mutual responsibility – an environment of inclusion and unity, not exclusion. The City is committed to having a workforce that reflects the community in which we serve. Each staff member's behavior should reflect the City's commitment to mutual respect, acceptance and understanding of others.

## **Integrity**

In order to maintain effectiveness, staff recognizes the importance of maintaining a high degree of integrity. It is our goal to execute our responsibilities in an honest, polite, respectful, trustworthy and knowledgeable manner.

## **Creative Cooperation/Collaboration**

City staff recognizes that only through working together in collaboration and cooperation with our citizens, businesses, other governments and agencies can we achieve our mission. It is our goal to reach out to others to provide quality results for our community and environment.

## **Mutual Benefit/Safety**

It is the City's goal to identify solutions, which create a safe environment for the work place and our community as a whole. Each staff member must take personal responsibility for the safety of his or her self as well as others.

## **Progress**

It is an ongoing goal of city staff to continuously explore new and innovative ideas in an effort to better serve our community and its citizens.

# CITY COUNCIL & MAYOR PRIORITIES

## 2018 - 2021

- **Priority #1**

With consideration of the downtown as a whole, initiate and plan for transformation of the Lincoln Square site into a destination.

- **Priority #2**

Increase minority participation in city procurement, hiring and contracting and work with the Human Relations Commission to develop a system to incentivize and advocate for equity and increased minority employment rates.

- ✓ Goal – 20% minority participation in city procurement, hiring and contracting
- ✓ Goal – increase minority employment rate 1% / year for the next three years

- **Priority #3**

Achieve equity in traffic stops and reduce the disparate impact of court costs and fines on lower income people.

- **Priority #4**

Expand connectivity of Kickapoo Rail Trail with a focus between Vine Street and Lincoln Avenue and plan for the Boneyard Creek Multiuse Path.

- **Priority #5**

Invest in, and repurpose, older housing stock.

- **Priority #6**

Make South East Urbana an economic priority, with an emphasis on the Philo Road Business District.



# FUND STRUCTURE

All City funds are included in the annual budget document except one agency fund. The agency fund (Treasury) does not account for expenditures as defined by state law, but merely receives and disburses money on behalf of other funds or parties (employees). Budgeted funds are classified into the following types in the budget document:

## **GOVERNMENTAL FUNDS** (major funds are marked in bold)

- Operating Funds: As the name implies, these funds provide for basic services (e.g. Police and Fire) as opposed to capital improvements, insurance reserves, etc. Most positions are budgeted in these funds.
  - **100 - General Operating Fund**
  - 370 - Retained Risk Fund
- Community Improvement Funds: These funds provide for capital improvements and certain community and economic development programs.
  - **200 - Capital Replacement & Improvement Fund**
  - 201 - Stormwater Utility Fund
  - 202 - Local Motor Fuel Tax Fund
  - **203 - Motor Fuel Tax Fund**
  - 204 - Sanitary Sewer Fund
- Special Revenue Funds: Special revenue funds account for the proceeds of specific revenue sources that are legally restricted to expenditures for a specific purpose.
  - **300 - Vehicle & Equipment Replacement Fund**
  - 301 - Landscape Recycling Center Fund
  - 302 - Home Recycling Fund
  - 310 - Police Special Fund
  - 320 - Cable TV Peg Fund
  - 321 - Arms Programming Fund
  - 322 - CUSWDS Fund
  - 330 - Community Development Special Fund
  - 331 - Community Development Grants Fund
  - 332 - Farmers Market Fund

- 340 - Post TIF Closure Fund
- 341 - TIF 1
- 342 - TIF 2
- 343 - TIF 4
- 344 - Central TIF
- General Reserve Fund: This fund holds funds related to the ongoing dispute about hospital property taxes, keeping them separate from other reserves.
  - **360 - General Reserve Fund**

### ***PROPRIETARY FUNDS***

- Internal Service Funds: Internal Service Funds are used to account for the financing of goods or services provided by one department or agency to other departments or agencies of the government, on a cost reimbursement basis.
  - 600 - Equipment Services Fund
  - 610 - Information Technology Fund
- Enterprise Fund: Enterprise funds account for activities that are financed and operated in a manner similar to private-sector businesses – where the intent of the government is that the costs of providing goods or services to the general public on a continuing basis be financed or recovered primarily through user charges; or where the government has decided that periodic determination of net income is appropriate for accountability purposes.
  - 500 – Parking Fund

# ACCOUNT STRUCTURE

The City of Urbana's General Ledger (GL) account structure is made up of 3 segments: Organization Segment, Object Segment and Project Segment (when applicable). For example:

Org	Object	Project (when applicable)
20040470 (CIP Fund Capital Project)	52105 (Planning Services)	40112 (Pavement Maintenance)

## Organization (Org) Segment

The organization segment combines fund, department, and program together to create one segment. For example: org code **20040470** can be broken out as follows:

Fund Description	Department Description	Division Description
200 (CIP Fund )	40 (Public Works)	470 (Capital Projects)

## Object Segment

Object codes are utilized for indicating what type of account will be used for any activity. The first number in each object code states what type of account the object code is; object codes have been designed as follows:

- Object Codes starting with a 4 (40000-49999) are Revenue Accounts
- Object Codes starting with a 5 (50000-59999) are Expense Accounts

## Project Code (when applicable)

Project accounting, also referred to as projects within the general ledger, is the addition of a project segment to the regular GL account. The project code can be added to a GL account to track another layer of detail within the existing chart structure. The project code is often used to track grants and capital projects. The majority of the City accounts do not use project codes.

# PROGRAM BUDGETING

The City of Urbana budget organizes costs for general operations into departments and programs (cost centers). Following is a listing of these departments and programs:

- **01 - City Council**
  - 100 - General Fund
    - 10001100 - City Council
  
- **05 - City Clerk**
  - 100 - General Fund
    - 10005100 - City Clerk
  
- **10 - Executive**
  - 100 - General Fund
    - 10010101 - Mayor's Office/City Administrator
    - 10010103 - Legal
    - 10010107 - UPTV
    - 10010110 - Public Communications
  - 320 - Cable TV Peg Fund
    - 32010107 - UPTV Peg
  - 321 - Arms Programming Fund
    - 32110108 - ARMS
  - 610 - Information Technology Fund
    - 61010106 - IT
  
- **15 - Human Resources & Finance**
  - 100 - General Fund
    - 10015150 - Human Resources & Finance Administration
    - 10015151 - Administrative Services
    - 10015152 - Financial Services
    - 10015153 - Parking Enforcement
    - 10010155 - Human Resources
    - 10010156 - Human Relations

- **20 - Police**

- 100 - General Fund

- 10020200 - Police Administration
    - 10020201 - Police Patrol
    - 10020202 - Police Criminal Investigation
    - 10020203 - Police Support Services
    - 10020204 - Police Animal Control
    - 10020211 - School Resource Officers

- 310 - Police Special Fund

- 31020205 - Police DUI
    - 31020206 - State Narcotics Forfeitures
    - 31020207 - Federal Narcotics Forfeitures
    - 31020209 - Metro Swat
    - 31020210 – E-Citations
    - 31020212 – Cannabis Excise Tax

- **30 - Fire**

- 100 - General Fund

- 10030300 - Fire Operations
    - 10030301 - Fire Administration
    - 10030302 - Fire Prevention

- **40 - Public Works**

- 100 - General Fund

- 10040400 - Public Works Administration
    - 10040401 - Urban Forestry
    - 10040402 - Landscape Management
    - 10040410 - Facilities Maintenance
    - 10040420 - Tool Room
    - 10040421 - Snow And Ice Removal
    - 10040422 - Traffic Control
    - 10040423 - Street Lighting
    - 10040424 - Street Maintenance & Construction
    - 10040425 - Sewer Maintenance & Construction
    - 10040426 - Traffic Signals
    - 10040427 - ROW And Technical Support

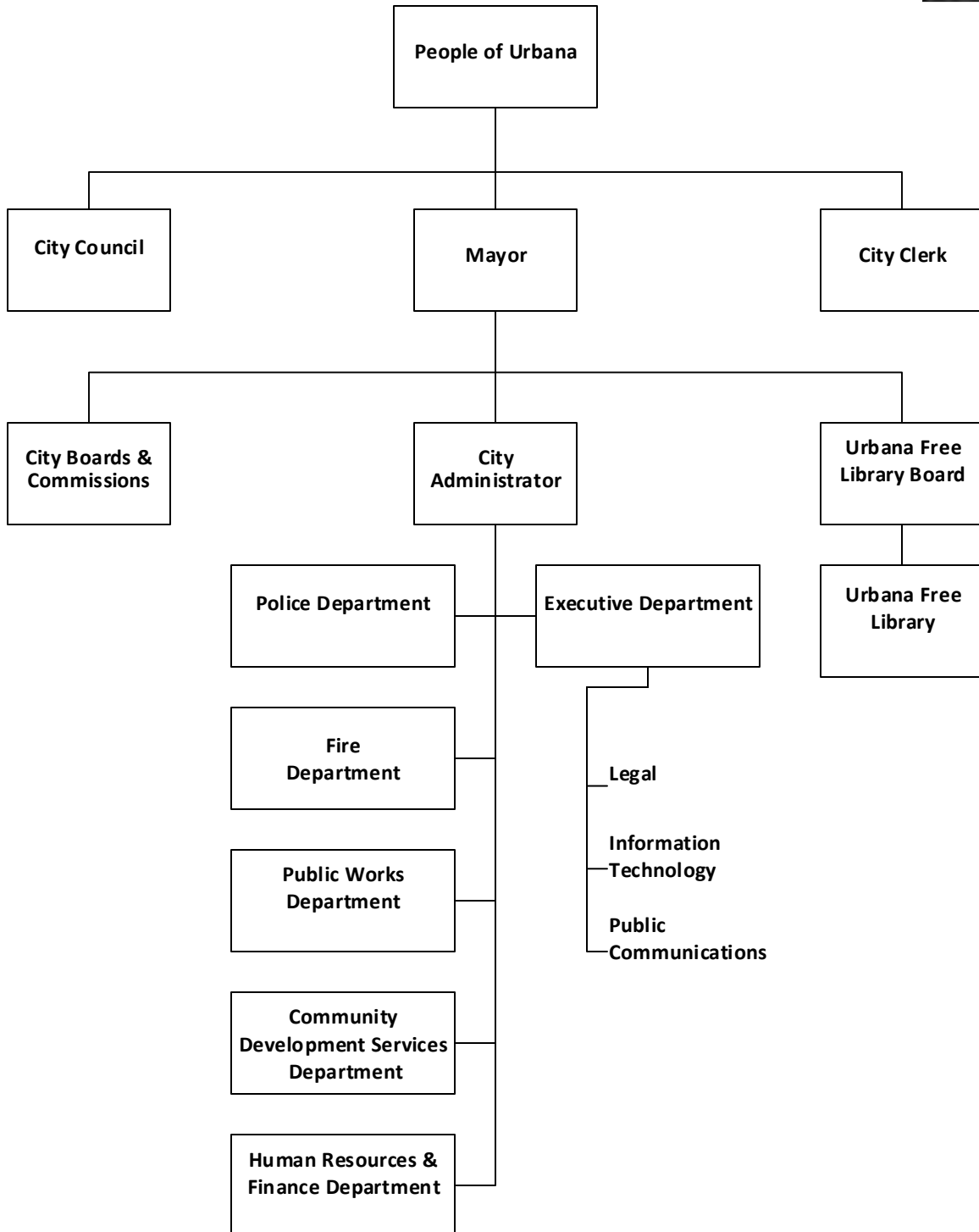
- 10040440 - Engineering - Development
    - 10040441 - Engineering - Transportation
    - 10040442 - Engineering - Drainage
    - 10040450 - Environment & Sustainability
  - 200 - Capital Replacement & Improvement Fund
    - 20040470 - CIP Fund Capital Projects
  - 201 - Stormwater Utility Fund
    - 20140470 - Stormwater Capital Projects
  - 202 - Local Motor Fuel Tax Fund
    - 20240470 - LMFT Capital Projects
  - 203 - Motor Fuel Tax Fund
    - 20340470 - MFT Capital Projects
  - 204 - Sanitary sewer fund
    - 20440470 - Sewer Capital Projects
  - 301 - Landscape Recycling Center Fund
    - 30140402 - Landscape Recycling Center
  - 302 - Home Recycling Fund
    - 30240402 - Home Recycling
    - 30240452 – Recycling
  - 322 – CUSWDS Fund
    - 32240453 - CUSWDS
  - 500 - Parking Fund
    - 50040412 - Parking System
    - 50040413 - Parking Garage Operations
  - 600 - Equipment Services Fund
    - 60040460 - Equipment Services
- **50 - Community Development**
  - 100 - General Fund
    - 10050500 - Community Development Admin
    - 10050501 - Gen Fund Economic Development
    - 10050504 - Public Arts
    - 10050510 - Planning And Zoning
    - 10050520 - New Construction
    - 10050521 - Housing
    - 10050522 - Rental Housing
    - 10050523 - Social Services

- 10050551 - Environmental Control
  - 330 - Community Development Special Fund
    - 33050530 - Community Development
    - 33050535 - Blight Reduction Program
    - 33050536 - Abandoned Property Program
  - 331 - Community Development Grants Fund
    - 33150531 - Community Dev Block Grant
    - 33150532 - HOME
    - 33150533 - Emergency Solutions Grant
    - 33150534 - Supportive Housing Program
  - 332 - Farmers Market Fund
    - 33250501 - Economic Development
    - 33250503 - Farmers Market
  - 340 - Post TIF Closure Fund
    - 34050501 - Economic Development
  - 341 - TIF 1 Fund
    - 34150501 - Economic Development
    - 34150502 - TIF 1
    - 34150504 - Public Arts
  - 342 - TIF 2 Fund
    - 34250501 - Economic Development
    - 34250502 - TIF 2
    - 34250504 - Public Arts
  - 343 - TIF 4 Fund
    - 34350501 - Economic Development
  - 344 - Central TIF
    - 34450501 - Economic Development
    - 34450504 - Public Arts
- **60 - General Services**
  - 100 - General Fund
    - 10060109 - Sister City
    - 10060610 - GF Non-Dept General Services
  - 300 - Vehicle & Equipment Replacement Fund
    - 30060600 - Vehicle & Equip Replacement

- 360 - General Reserve Fund
  - 36060610 – General Reserve Payments
- 370 - Retained Risk Fund
  - 37060154 - Retained Risk
  
- **80 - Library**
  - 802 - Library General Fund
    - 80280800 - Library Administration
    - 80280801 - Library Centralized Costs
    - 80280802 - Adult & Youth Services
    - 80280803 - Archives
    - 80280804 - Library Café
    - 80280805 - Library Facilities
    - 80280806 - Library Acquisitions
    - 80280807 - Library Circulation
    - 80280808 - Library IT
    - 80280809 - Library Development & Promotion
    - 80280851 - Merchandise Sales
  - 810 - Library Trust Fund
    - 81080821 - Admin Endowments
    - 81080822 - Adult Endowment
    - 81080823 - Children's Endowments
    - 81080824 - Archives Endowments
    - 81080831 - Admin Gifts
    - 81080832 - Adult Gifts
    - 81080833 - Children Gifts
    - 81080834 - Archives Gifts
  - 820 - Library Building Fund
    - 82080852 - Building Costs



# CITY OF URBANA ORGANIZATIONAL CHART



# FINANCIAL AND ACCOUNTING INFORMATION

## **Annual Budget**

This document has been prepared on a program budgeting basis. Program budgeting provides that costs necessary to provide specific services will be accounted for in cost centers, or programs. The budget also includes detailed line item expenditures, which are used by the City staff in managing the budget on a daily basis.

This budget is presented to the City Council and the public for review prior to its adoption. Public hearings and study sessions are conducted to obtain citizen comments prior to adoption, which occurs before July 1.

It is sometimes necessary to amend this budget during the year. All changes which increase the total authorized expenditure level in a department or transfer monies between personnel codes and other expenditure categories require City Council approval. In special funds, all changes above 10% and those which change the basic nature of the project require Council approval. Other changes are made administratively by the Finance Director with the approval of the City Administrator.

## **Budgetary Basis**

With a few exceptions, the City maintains its accounts and presents its budget on the cash basis of accounting. This means that revenues are recognized when cash is received, and expenditures are recorded when cash is disbursed. The most notable exceptions are as follows:

- Funds that are reserved for payment to a vendor for a particular purpose (“encumbrances”) are included in estimated expenditures at year end although cash has not yet been disbursed
- The Comprehensive Annual Financial Report is presented on the modified accrual basis of accounting.

## **The Comprehensive Annual Financial Report**

The Comprehensive Annual Financial Report (CAFR) is published annually. It presents a historical financial picture of operations of the City for the immediately preceding fiscal year and a balance sheet of assets and liabilities as of the end of the preceding fiscal year. This information in this report is reviewed by external auditors to assure it is accurate and prepared with acceptable methods. A comparison of actual results to the budget or expected results is a part of this report.

The reports are prepared consistent with generally accepted accounting principles (GAAP). There are differences between the basis on which these statements are prepared and day-to-day financial operations of the City. The timing of recognition of revenues and expenditures differs between the two. The fund balances used in preparation of the annual budget are based on adjusted cash balances because this more accurately reflects resources available to be spent. For this reason, the fund balances used in preparing the budget may differ significantly from those included in the CAFR. In addition, in the CAFR, funds are combined for presentation purposes.

### **Capital Improvement Funds**

Capital improvement funds included in this budget include costs and estimated revenues for the 1-year period July 1 to June 30. Because the construction season runs approximately from April to November, it is important to view these one year expenditures in conjunction with the City's Five year Capital Improvements Plan, for which additional detail is included in the Supplemental Information section of this budget document. Many projects that are approved and included in the city's fiscal year budget will not be completed until near the end of the construction season (fall). Therefore, unspent monies for these projects generally will be encumbered and carried over to the following year.

### **Annual Tax Levy**

The City passes its annual tax levy ordinance and files it with the County Clerk on or before the last Tuesday in December. The first half of the tax bills are due and payable to the County the following June and the balance in September. Amounts are remitted to the City from the County Treasurer within a short period after collection.

There is currently no debt being retired from general property taxes. All outstanding debt is being retired from TIF 2 property tax increment and local motor fuel tax revenue.

The City of Urbana is a Home Rule unit under provisions of the Illinois Constitution; thus no statutory limit exists on the issuance of debt or the levying of property taxes.

### **Cash**

Cash temporarily idle during the year is invested in bank certificates of deposit, U.S. Government securities, and public investment pools. Investments above insured limits are collateralized by the bank pledging U.S. Government securities to the City.

### **Pension Plans**

The City participates in three employee pension plans as follows:

- All employees, except sworn police and fire personnel, who meet certain minimum hourly standards, participate in the Illinois Municipal Retirement Fund (IMRF), a multiple employer retirement system that acts as a common investment and

administrative agent for local government in Illinois.

- Sworn police personnel are covered by the Police Pension Fund, which is a defined benefit, single employer plan.
- Sworn fire personnel are covered by the Firemen's Pension Fund, which is a defined benefit, single employer plan.

All benefits and required contributions from both employees and the City are governed by State Statutes. Current funding levels are adequate and comparable to or better than other central Illinois cities of similar population.

Investments for the Police Pension Fund and Firemen's Pension fund will be consolidated with other downstate pension funds (separate funds police and fire) pursuant to legislation passed in 2019. Assets of roughly 650 downstate pension funds will be transferred into the new consolidated funds by July 1, 2022.

### **Financial System**

In February of 2018, the City implemented a new financial management system. As part of that transition, the chart of accounts was updated and some funds were consolidated.

# SUMMARY OF FINANCIAL POLICIES

The City's Financial Policies establish goals and targets for the City's financial operations. Formal policies provide for a consistent approach to planning and budgeting, and support the City's long-term financial stability. The policies are reviewed, modified and adopted as needed.

The Financial Policies set specific goals for reserves and the use of reserves. Specifically, the City will maintain reserves of at least 20% of recurring expenditures in the General Operating Fund. The City Council recently increased this target from 15% of recurring expenditures. The City considers the budget to be balanced if budgeted, recurring expenditures in the General Operating Fund do not exceed 98.5% of budgeted, recurring revenues.

The policies also state priorities for funding, specifically, pension funding. The City will levy property taxes to provide funding for a 20-year closed period amortization of 100% of unfunded liability, including a five-year transition to the higher funding level, beginning with the 2018 property tax levy.

The Financial Policies provide specific direction in the following areas:

- Long-Term Planning
- Vehicle & Equipment Replacement Fund
- Retained Risk
- Library General Fund
- Corporate Tax Levy
- Capital Improvement Fund
- Stormwater and Sewer Improvement Funds
- State and Local Motor Fuel Tax Funds
- Debt Management

# FINANCIAL POLICIES

- I. **Purpose:** Financial policies establish goals and targets for the City's financial operations. Formal policies provide for a consistent approach to planning and budgeting, and support the City's long-term financial stability.
- II. **Long-term Planning:** Each year the City's Finance Department will prepare a five-year financial forecast for the City's General Operating Fund to assess the City's future fiscal condition. The purpose of the forecast is to give context to decisions that will be made in the budget process.
- III. **Balanced Budget:** The City considers the budget to be balanced if budgeted, recurring expenditures in the General Operating Fund do not exceed 98.5% of budgeted, recurring revenues. In other City funds, unless specific reserve targets have been established, expenditures will not exceed the total of budgeted revenues and unassigned fund balance at the beginning of the year.
- IV. **Reserves:** The city will maintain adequate reserves to establish a cushion of available cash during economic downturns, finance cash flow needs, provide stable tax rates, and provide for unanticipated needs or unexpected opportunities.
  - A. **General Fund:** The City will maintain reserves of at least 20% of recurring expenditures in the General Operating Fund. This is in addition to any reserve that is established for a specific purpose. The reserve will be depleted below 15% only in the event of a catastrophic need. If the reserve dips below 20%, the Finance Director will recommend a strategy to replenish the reserve over a period of no more than three to five years.

A reserve level of no less than 20% is appropriate given-

- the City's reliance on cyclical revenue sources (e.g., sales tax)
- the reliance of other funds (e.g., Retained Risk and Capital Improvements) on the General Fund as a source of revenue
- the current backlog of unmet capital needs, which could result in an immediate demand for funds due to infrastructure failures
- the potential for unavoidable cost increases imposed by the State of Illinois
- concerns about the potential impact of the State's fiscal situation, including potential reductions in State-shared revenues

**B. Vehicle & Equipment Replacement Fund (VERF):** The City will maintain reserves of at least 10% of the total value of assets included in the VERF for planned replacement of capital equipment. Annual charges will be made to various operating budgets at 85% of projected replacement cost spread over the life of the asset accounted for in this fund. The replacement schedule will be updated at least biennially. A capital asset is defined as equipment with an initial purchase price of \$5,000 or more and a useful life of 5 years or more.

Other funds, including the Landscape Recycling Center Fund and the Equipment Services Fund, may retain reserves for equipment replacement separate from the Vehicle and Equipment Replacement Fund. Adequate funds will be reserved in fund balance for planned equipment replacement.

**C. Retained Risk:** Retained Risk Fund reserves will be maintained to provide funding in the event of large workers compensation and liability claims. The reserve amount will be established based on a periodic actuarial review. Annual transfers will be made from operating budgets to support risk management activities such as insurance premiums and routine claims, as well as to replenish the reserve, when necessary. Reserves will be replenished over time to minimize impact on the operating budget.

**V. Property Taxes:** The City's goal is to maintain a property tax rate equal to that of the City of Champaign, and to work with overlapping taxing districts to create an overall tax rate equal to the City of Champaign.

**A. Pension Funds:** The City will levy property taxes to provide funding for a 20-year closed period amortization of 100% of unfunded liability, including a five-year transition to the higher funding level, beginning with the 2018 property tax levy. Contributions will be calculated using the entry age normal (level percent of pay) method. Asset smoothing will be used over a five-year period to reduce the effects of market volatility. 8.12% of the pension funding requirement will be allocated from personal property replacement tax, also consistent with State law.

Prior to levying taxes in 2028, staff will recommend to the City Council an appropriate strategy to minimize volatility as the funds move closer to the goal of being fully funded.

**B. Library General Fund:** The City levies property taxes for the Library to support operations, which are funded from the Library's General Fund. The

City Council approves the Library's budget, including estimated property tax revenues necessary to support the expenditure budget. When the City Council approves the property tax levy, it will include a levy sufficient to support the approved Library General Fund budget. (The City also allocates a portion of the Ameren franchise fee to the Library, based on the Library's proportionate benefit from free gas therms provided by Ameren prior to the franchise agreement approved in 2015. This allocation will continue in the same proportion.)

**C. Corporate Tax Levy:** Remaining funds that can be raised within the City's target tax rate will be allocated to the General Operating Fund to pay for public safety services.

**VI. Capital Improvements:** Capital improvements are defined as a project or activity costing more than \$10,000 resulting in construction, renovation, or acquisition of land, infrastructure, or buildings, with an expected life of at least 10 years.

**A. Capital Improvement Fund:** The Capital Improvement Fund is used to pay for capital improvements that do not have another source of funding, or for which other sources are insufficient. The City's goal is to increase funding for capital improvements each fiscal year by at least the amount of increase in the construction cost index for the prior calendar year. This funding is to be used only for the purpose of funding capital improvements.

As the budget allows, the City will consider additional one-time transfers to provide additional funding for infrastructure maintenance and improvements; or increasing the base level of the recurring transfer to provide a stable, ongoing source of funding.

**B. Stormwater and Sewer Improvement Funds:** These enterprise funds are established to provide ongoing funding for maintenance and improvements to the City's stormwater and sanitary sewer systems. Fees will be established to provide funding consistent with long-term plans for operation and maintenance of these systems.

**C. State and Local Motor Fuel Tax Funds:** These funds are reserved for transportation improvements.



**VII. Debt:** The City may use long-term borrowing for capital projects that cannot be funded from current resources, when the improvements have a useful life of 25 years or more. Debt maturities will not exceed the useful life of the improvement. Combined debt service payments will not exceed 10% of recurring General Operating Fund revenues, regardless of the source of repayment. The City will generally use bank qualified bonds because of the lower cost of borrowing and reduced administrative burden.

# BUDGET PROCESS

The City of Urbana budget provides a plan for City services on a fiscal year basis from July 1 through June 30 of each year. The budget is developed with the aid, cooperation, and resources of many participants. The entire process encompasses roughly six months of the year. It begins in the fall with the development of the Financial Forecast, which is presented to City Council in January, and continues through June when the budget is brought before City Council for adoption.

The process for amending the budget after adoption is covered in the Financial and Accounting Information.

## TIMELINE

### January

- Staff presents the Financial Forecast to City Council.

### February

- Budget instructions delivered to departments.

### March

- Departments submit target level budgets in accordance with guidelines shared in the budget instructions, and a list of possible budget cuts, if needed, and significant cost increases for next fiscal year that cannot be covered in the baseline budgets.
- Individual department budget meetings with the budget team to discuss budget issues and potential budget reductions or requests.

### May

- Staff presents the Proposed Budget to City Council. (Note: This occurred in June this year, due to the need to review the status of finances in light of the pandemic.)

### June

- Budget Presentations.
- Public Hearing.
- City Council adopts the budget by Ordinance, reflecting any modifications from the proposed budget.

# REVENUE ANALYSIS

## COVID-19 ECONOMIC IMPACTS

Since staff presented the financial forecast in January, there has been a historic decline in economic activity due to the COVID-19 pandemic. Illinois Governor J.B. Pritzker issued a Stay at Home order to promote social distancing and reduce the spread of the virus in mid-March. As of May 29, the State is moving into Phase 3 of the Governor's Restore Illinois plan, which allows businesses to reopen with specific limitations. Related to the pandemic, the University of Illinois moved all classes to remote instruction and most students returned home and have not yet returned. At this point, we do not know how operations will change for the fall semester.

While these changes are helping to slow the spread of COVID-19, they have also resulted in a significant decline economic activity. Unemployment claims are at historic highs, and the unemployment rate in the local area rose from 2.6% in March to 10.9% in April. Unfortunately, much is unknown about the scope and duration of the pandemic, at this time.

Education, healthcare, and government are the largest employment sectors in our area. Each of those sectors is directly affected by the global pandemic. Our local economy is anchored by the presence of the University of Illinois at Urbana-Champaign, with more than 14,500 employees. The University brings more than 51,000 students from every state in the U.S. and beyond, including nearly 16,000 international students to the area. Student and visitor spending add more than \$200 million to the local economy. Thousands of people travel to Urbana each day to work, boosting our daytime population by an estimated net of 6,500. The University is the engine that drives our local economy. However, due to the pandemic, they have moved to remote instruction and, at this point, we do not know if some or all students will return in the fall.

Preliminary projections indicate that FY2021 revenues in the General Fund will fall \$3 million short of the expected level, assuming a relatively quick recovery. However, there is no guarantee of a quick recovery. Staff will provide an updated forecast in late summer or early fall, when better information is available.

## REVENUE PROJECTION APPROACH

Finance Department staff project most of the revenue accounts based on historical data and trend. Assumptions are adjusted for other factors like national, state, and local economic forecasts, legislative issues, and experience. The City relies on the Illinois Municipal League (IML) for forecasts for major state shared revenues. This comprehensive analysis is applied on detailed level for both major and minor revenues; however, a detailed discussion of minor revenues is not provided in the budget document for practical reasons.

## INTRODUCTION

The total projected revenue for all City funds in FY21 is \$45.3 million (excluding interfund transfers), which is a decrease of \$5.3 million or 10% from the FY20 estimated revenues of \$50.6 million.

	FY20 Estimate	FY21 Proposed	Variance	Variance Percentage
40 - TAXES	33,643,486	30,010,688	(3,632,798)	(11%)
41 - INTERGOV. REVENUES	4,333,823	2,563,392	(1,770,431)	(41%)
42 - LICENSES & PERMITS	1,239,237	1,059,237	(180,000)	(15%)
43 - FINE, FORF & PENALTY	373,960	407,000	33,040	9%
44 - CHARGES FOR SERVICE	10,000,936	10,454,146	453,210	5%
45 - INVESTMENT INCOME	657,891	554,735	(103,156)	(16%)
46 - MISC REVENUES	333,140	264,703	(68,437)	(21%)
<b>Grand Total</b>	<b>50,582,473</b>	<b>45,313,901</b>	<b>(5,268,572)</b>	<b>(10%)</b>

Figure 1 - Revenues by Category

Taxes account for 66% of total revenues, followed by charges for service with 23% and intergovernmental revenues with 6%. These three categories combined for 96% of total revenues.

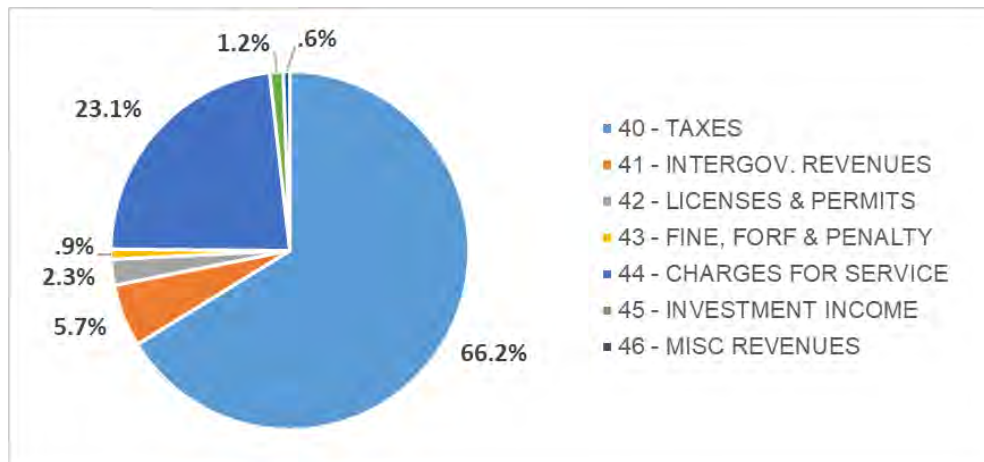


Figure 2 – Total Revenue Breakdown by Category

In FY21, \$31.1 million or 69% of total revenues are reported in the City's General Operating Fund, which provides for most basic City services, such as police and fire protection. General Fund revenues are projected to decrease by \$2.8 million from the FY20 budget.

	FY20 Estimate	FY21 Proposed	Variance	% of Total
100 - GENERAL FUND	33,935,733	31,114,974	(2,820,759)	68.7%
200 - CAPITAL REPLACMT & IMPROV FUND	798,416	66,500	(731,916)	0.1%
201 - STORMWATER UTILITY FUND	1,636,291	1,635,826	(465)	3.6%
202 - LOCAL MOTOR FUEL TAX FUND	1,763,780	762,766	(1,001,014)	1.7%
203 - MOTOR FUEL TAX FUND	2,427,287	1,551,097	(876,190)	3.4%
204 - SANITARY SEWER FUND	1,500,414	1,534,037	33,623	3.4%
300 - VEHICLE & EQUIPM REPLCMNT FUND	275,791	150,000	(125,791)	0.3%
301 - LANDSCAPE RECYCLING CTR FUND	776,721	777,001	280	1.7%
302 - HOME RECYCLING FUND	672,271	672,291	20	1.5%
310 - POLICE SPECIAL FUND	86,461	76,000	(10,461)	0.2%
320 - CABLE TV PEG FUND	155,114	158,540	3,426	0.3%
321 - ARMS PROGRAMMING FUND	133,760	133,793	33	0.3%
322 - CUSWDS FUND	(0)	241,117	241,117	0.5%
330 - COMMUNITY DEV SPECIAL FUND	111,722	1,040	(110,682)	0.0%
331 - COMMUNITY DEV GRANTS FUND	1,050,000	2,267,805	1,217,805	5.0%
332 - FARMERS MARKET FUND	133,705	117,290	(16,415)	0.3%
342 - TIF 2	1,711,123	1,320,000	(391,123)	2.9%
343 - TIF 4	1,561,210	1,045,000	(516,210)	2.3%
344 - CENTRAL TIF	189,499	82,685	(106,814)	0.2%
370 - RETAINED RISK FUND	29,115	25,000	(4,115)	0.1%
500 - PARKING FUND	1,499,000	1,532,176	33,176	3.4%
600 - EQUIPMENT SERVICES FUND	1,023	1,064	41	0.0%
610 - INFORMATION TECHNOLOGY FUND	47,837	47,899	62	0.1%
<b>Grand Total</b>	<b>50,496,273</b>	<b>45,313,901</b>	<b>(5,182,372)</b>	<b>100.0%</b>

Figure 3 - FY21 Revenues by Fund

The largest source of General Operating Fund revenue is state and local sales tax, which is expected to bring about \$9.7 million in revenue. Sales tax comprises over 28% of General Fund revenue (excluding interfund transfers), which is a concern because sales tax is a relatively volatile source. Other significant revenue sources in the General Operating Fund are property taxes (\$4.4 million, including taxes levied for pensions), and state income tax (\$3.8 million).

The following table lists all major revenues \$500,000 and greater. These revenues represent 87% of total revenues:

	FY20 Estimate	FY21 Proposed	Variance
<b>100 - GENERAL FUND</b>			
40305 - STATE SALES TAX	5,680,823	4,875,844	(804,979)
40100 - PROPERTY TAXES	5,787,227	4,376,318	(1,410,909)
40306 - HOME RULE SALES TAX	4,557,647	4,027,168	(530,479)
40301 - STATE INCOME TAX	4,371,148	3,808,725	(562,423)
40205 - UTILITIES TAX	2,750,000	2,722,500	(27,500)
44510 - UI FIRE SERVICE	2,250,905	2,262,771	11,866
40201 - LOCAL FOOD AND BEVERAGE TAX	1,039,004	1,355,514	316,510
40304 - STATE USE TAX	1,300,000	1,300,000	(0)
40203 - LOCAL HOTEL/MOTEL TAX	758,104	924,724	166,620
44220 - FRANCHISE FEE	736,719	799,657	62,938
40303 - TELECOMMUNICATIONS TAX	589,000	583,110	(5,890)
<b>201 - STORMWATER UTILITY FUND</b>			
44323 - STORMWATER FEES	1,601,291	1,601,291	(0)
<b>202 - LOCAL MOTOR FUEL TAX FUND</b>			
40204 - LOCAL MOTOR FUEL TAX	704,099	747,766	43,667
<b>203 - MOTOR FUEL TAX FUND</b>			
40308 - STATE MOTOR FUEL TAX	863,315	903,695	40,380
40310 - STATE MFT TRF	470,627	587,402	116,775
<b>204 - SANITARY SEWER FUND</b>			
44324 - SEWER FEES	1,476,914	1,519,745	42,831
<b>301 - LANDSCAPE RECYCLING CTR FUND</b>			
44310 - LANDSCAPE RECYCLING FEES	769,696	769,696	(0)
<b>331 - COMMUNITY DEV GRANTS FUND</b>			
41340 - FEDERAL GRANTS - HOUSING & CD	1,050,000	2,267,805	1,217,805
<b>342 - TIF 2</b>			
40100 - PROPERTY TAXES	1,692,123	1,300,000	(392,123)
<b>343 - TIF 4</b>			
40100 - PROPERTY TAXES	1,543,210	1,020,000	(523,210)
<b>500 - PARKING FUND</b>			
44410 - PARKING METERS	1,250,000	1,277,500	27,500
<b>Grand Total</b>	<b>41,241,852</b>	<b>39,031,231</b>	<b>(2,210,621)</b>

Figure 4 – Major Revenues Over \$500,000

# MAJOR REVENUE SOURCES

## PROPERTY TAX

The amount of property tax is produced by multiplying the property tax rate times the taxable equalized assessed value. There are generally two reasons that assessed value increases: (1) annexations and new development and (2) increases in the market value of current properties (1/3 of market value). Assessed value increased to \$596,954,779, an increase of 2.3%. This is the first year in which EAV exceeds the 2010 peak, prior to the impact of the Great Recession and removal of hospital properties from the tax rolls.

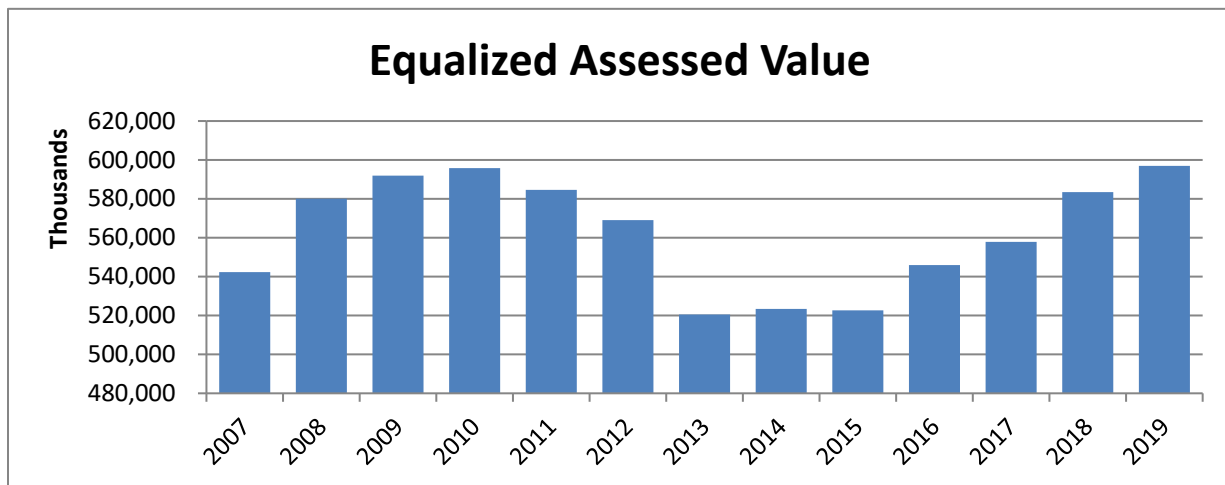


Figure 5 – Equalized Assessed Value

Homeowners will pay the same, on average, to the City compared to last year because the City’s tax rate will remain the same at \$1.3499. Growth in assessments is modest. Amounts paid by individual homeowners may be slightly higher or lower due to changes in values of their individual property. The 2019 tax levy was approved in December 2019 and will be paid by homeowners in June and September 2020.




Figure 6 – Property Tax Rates

The City is one of nine different government agencies to which an Urbana homeowner will pay property tax. The chart below provides the allocation for the 2019 tax levy. The City was responsible for 13% of the total property tax. The School District was responsible for 55%, the Park District 12%, and the County 8%. Several smaller taxing districts (Forest Preserve, Public Health District, and Mass Transit District) are grouped together to make the chart easier to read. The largest share of the City's property tax levy, 43%, goes to the Urbana Free Library.

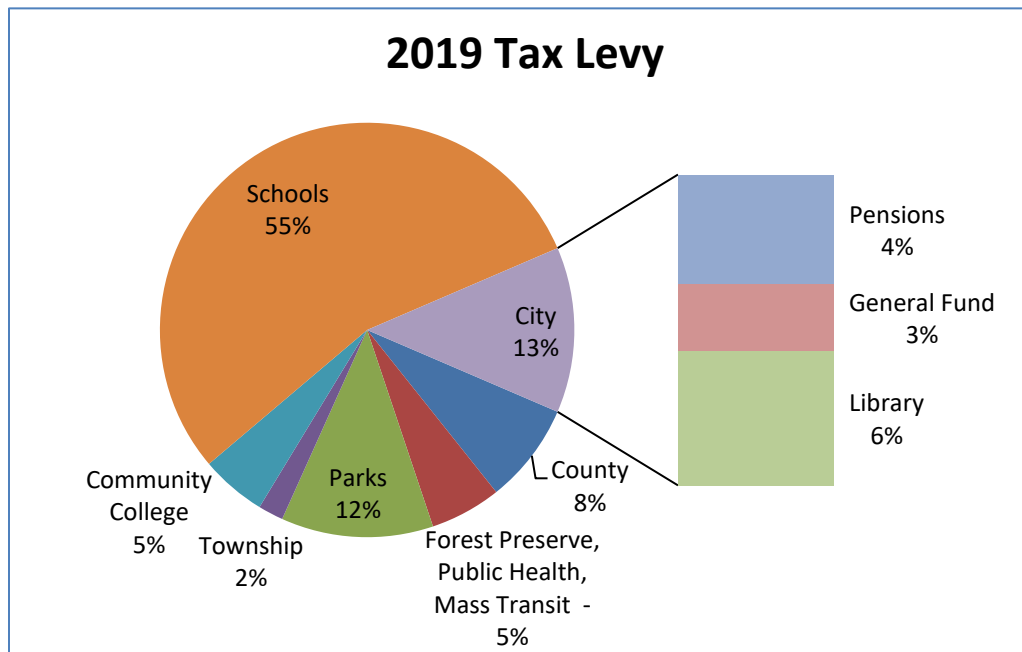


Figure 7 – Property Tax Rates – Overlapping Governments – 2019 Tax Levy

The maximum property tax rate for all taxing districts, including the City, schools, the park district and others, was \$10.4500 per \$100 of assessed value for the 2019 tax levy. An owner occupied home valued at \$150,000 paid total taxes of \$4,598 for 2019.

## SALES AND USE TAX

On June 21, 2018, the U.S. Supreme Court issued a decision in *South Dakota v. Wayfair, Inc.*, overturning the outdated physical presence standard. This long-anticipated decision cleared the way for state and local governments to enforce existing sales and use tax laws on remote sales. The State started collecting the use tax related to remote sales in October 2018. The City first saw the benefit of this change in January 2019. While the required collection of the state's use tax on certain remote sellers was a step in the right direction, use tax failed to fully level the playing field between brick-and-mortar retailers and their online counterparts. It also did not allow municipalities to collect any locally imposed sales taxes on products being used or consumed in their communities.

As a result, the "Leveling the Playing Field for Illinois Retail Act" was signed into law by Gov. Pritzker on June 28, 2019, to require both Remote Retailers and Marketplace



Facilitators to collect and remit the state and locally-imposed Retailers' Occupation Tax (ROT, a.k.a. sales tax) for the jurisdictions where the product is delivered (its destination) starting July 1, 2020. This new law eventually requires that sales made in Marketplaces or by Remote Retailers be taxed at the same rate (including both state and local sales taxes) as brick-and-mortar businesses, therefore leveling the playing field for retailers and ensuring municipal governments have the revenues necessary to address their local needs.

A number of taxes are included in the sales and use tax category. They include the local share of sales tax imposed under state law (1%) and Urbana's home-rule sales tax on general merchandise (1.5%). In addition, the City imposes local taxes on prepared food and beverages, and package alcohol. The current sales tax rate on general retail sales in Urbana is 9.0%. General merchandise sales tax is remitted directly to State of Illinois.

Sales of food, drugs and medicine are exempt from all but the City's 1% statutory tax. Sales of licensed personal property such as automobiles are exempt from the City's 1.5% home-rule authority tax, the County Public Safety 0.25% tax and the County School Facility 1% tax. In addition, the City of Urbana imposes a locally collected 2% on the sales of food and beverages that are prepared for consumption on premises. The tax on the sale of alcohol that is prepared for consumption off-premises increased from 1% to 3% in FY20.

All sales tax revenue is allocated to the General Operating Fund. Since sales tax is based on point of sale, a new retail store or a store closing can have a significant impact. The Home Rule sales tax rate increased from 1% to 1.25% in 2007, and then again to 1.5% in 2014. The State imposes a 1.5% collection fee on Home Rules sales tax revenue.

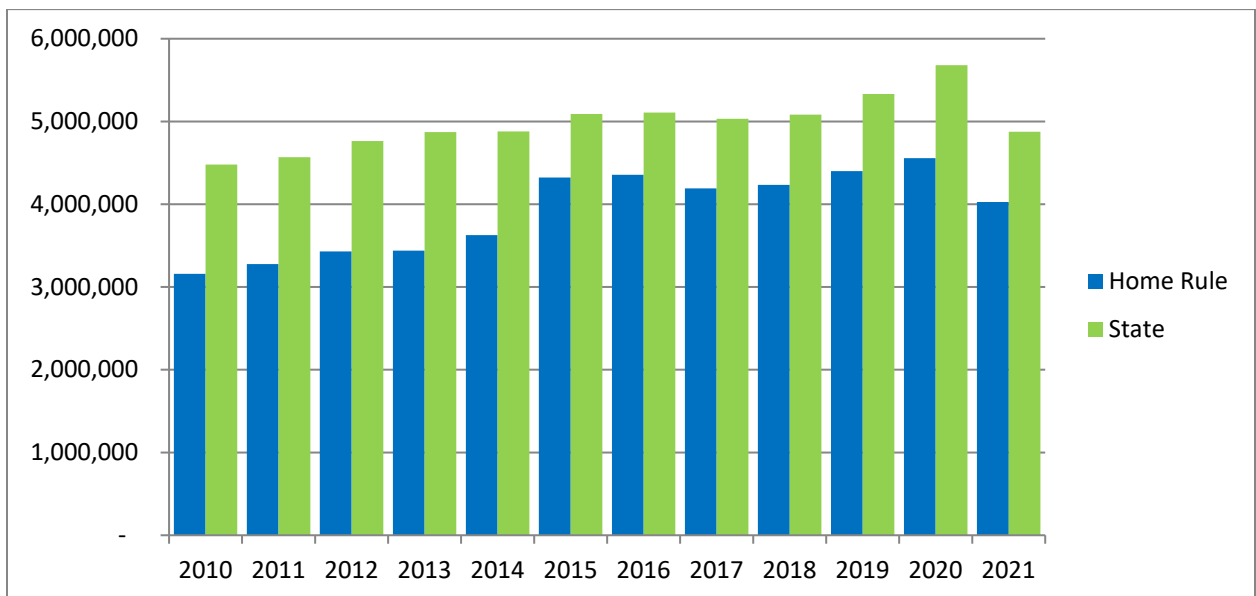


Figure 8 – Sales Tax Revenues

\*\* Sales tax revenues are adjusted to cash basis in this chart to show a consistent trend, even though they were accounted for on an accrual basis prior to FY2015.

Prior to March 2020, sales tax revenue had been showing relatively strong growth after years of weak growth. However, due to the impacts of COVID-19, it is expected that sales tax revenue will underperform for at least the first half of FY21.

## **STATE INCOME TAX**

The State of Illinois imposes an income tax on individuals and corporations. A portion of this tax is returned to local governments based on population. All income tax revenue is allocated to the General Operating Fund. It has been extremely difficult to project income tax accurately due to extreme volatility (especially due to changes in federal tax laws and tax amnesty programs) over the past 10 years.

The Local Government Distributive Fund (LGDF) distributions decreased by 10 percent in FY18 (while at the same time accelerating receipts by 60 days) and then increased by 5 percent in FY19, which is still less than the allocation prior to FY18. The budget recently passed by the State of Illinois would restore the full amount of LGDF distributions for FY21.

## **UTILITY TAXES**

The City imposes a 5% tax on utility company charges for the sales of electricity, natural gas, water, and telecommunications. The tax on electricity is based on a kilowatt-hour “consumption” tax. Therefore, increases in electricity costs tend to encourage reduction of usage and a corresponding reduction of tax income to the City. The tax on natural gas and water remains at 5% of gross receipts and the tax on telecommunications is 6% of gross receipts.

All utility tax revenue is allocated to the General Operating Fund. Since utility tax is also based on point of sale, annexations and new development will affect this revenue. Over the past nine years, the amount received from individual components of the utility tax has been extremely volatile due to changes in telephone usage (increase in cell phones and other alternatives), price decreases in the telecommunications industry in general, price increases and decreases in natural gas and electricity, and weather conditions. This tax is expected to generate \$2.72 million in FY21.

In FY2011, the City imposed a new use tax on the purchase of natural gas. This tax is applied to large utility customers that purchase natural gas wholesale from out of state suppliers and are not subject to the utility tax. The natural gas use tax increased from 3.5 cents per therm to 5-cents per therm in April 2016. FY17 was the first full year of revenue from this increase, affecting about a dozen large utility customers. This tax is expected to generate \$412,830 in FY21.

## **LOCAL CANNABIS TAX**

The City's new 3% municipal cannabis retailer's occupation tax will be effective on July 1, 2020. This tax on adult use cannabis is authorized under State law and is expected to generate \$168,750 in FY21. Because this tax is collected by the State and receipts lag sales by three months, we will not see a full year's revenues until FY22. On an annual basis, this tax is expected to generate \$225,000. Adult use cannabis sales are also subject to State and Home Rule sales tax

## **SERVICE CHARGES AND FEES**

The City charges fees to users of certain services, where it is deemed in the best interest of the public that these users pay directly for this service. Since these fees are directly related to providing a specific service, City policy has been to increase these fees similar to the increase in cost of personnel that provide these services. However, some of these fees can be impacted by usage, as well. Examples of some of the most significant of these charges are:

- The University of Illinois reimburses the City for costs incurred to provide fire safety services to a portion of the campus. Revenues from this service charge are reported in the General Operating Fund, along with the expenses related to providing the service (in Fire Department budget). The amount of this charge for FY21 is estimated to be \$2.26 million.
- The City of Urbana charges users of the Landscape Recycling Center fees to drop off landscape waste, which is then converted into recycled mulch, compost and firewood, which is sold. The amount expected to be raised in FY21 is approximately \$0.77 million. Revenues from this service charge are reported in the Landscape Recycling Center Fund along with the expenses related to providing the service.
- The City rents parking spaces and utilizes parking meters to generate revenues that are used to maintain and construct parking facilities. Revenues from these parking services are allocated to the Parking Fund, where expenses of maintaining parking services are reported. The amount expected to be raised in FY21 is \$1.5 million. However, if the university were to move all or most classes online in the fall of 2020, this number will drop significantly. Approximately 80% of the amount is collected from spaces and meters in the University campus area.

For FY21 most user fees were not increased. Liquor license fees were revised related to implementation of a new liquor license structure. However, total liquor license fees will decrease by about \$80,000.

## **COMMUNITY DEVELOPMENT BLOCK GRANT, HOUSING IMPROVEMENT AND OTHER FEDERAL AND STATE GRANTS**

The City of Urbana receives monies from the U.S. Department of Housing and Urban Development and the State of Illinois for programs to improve the quality of life and housing of low-income persons and for grants to sub recipients and other community

agencies, in accordance with the City's Consolidated Plan. The majority of these monies are in the form of the Community Development Block Grant and HOME Investment Partnership Act. These revenues are allocated to the City's Community Development Grant Funds and restricted for uses under the plan and HUD program guidelines.

The City was eligible for additional Community Development Block Grant (CDBG) funding of \$294,000.

### **TAX INCREMENT FINANCING DISTRICT PROPERTY TAXES**

All incremental property taxes in the three tax increment financing districts of the City above the base level when the district was established are reported in the City's Tax Increment Special Funds. These revenues are restricted to pay for development improvements within the district boundaries in accordance with the redevelopment plan and State TIF laws. Increases in the future will be dependent upon new projects that will add to the assessed value and increases in property values.

### **STATE MOTOR FUEL TAX**

Approximately 1/12 of the 10 cents/gallon gasoline tax imposed by the State is returned to local governments based on population. Motor fuel tax revenues are allocated to the Motor Fuel Tax Fund and are restricted for certain street maintenance and improvements, per Illinois Department of Transportation (IDOT) regulations. Since motor fuel tax is based on gallons used, it will increase only if gasoline consumption increases in the state or if Urbana's population increases compared to the state population.

The estimate for State Motor Fuel Tax for FY21 is \$903,695. The estimate for Transportation Renewal Fund (TRF) is \$587,402.

### **LOCAL MOTOR FUEL TAX**

In FY11, the City imposed a new tax of 2 cents per gallon of gasoline sold in the city limits. Revenues from this local motor fuel tax are used for street maintenance and road safety improvements. Urbana increased its rate to 4 cents, effective July 1, 2012; and to 5 cents effective August 1, 2015. Revenues and costs of this program are reported in the Local Motor Fuel Tax Fund. Revenues for FY121 are estimated to be \$747,766.

### **RECYCLING TAXES**

The budget includes a recycling tax of \$3.25 monthly per residence to pay for the City's curbside recycling program and green initiatives. Revenues from these taxes are allocated to the U-Cycle Fund and this fund will require continued, regular increases to be financially sustainable.

## **SEWER BENEFIT TAX**

The City imposes a tax on all property owners to pay for sanitary sewer maintenance and related improvements. This tax is collected as part of the bill a homeowner receives from the Sanitary District. It is based on the amount of water that is used and returned to the City's sanitary sewer system. The amount charged per 100 gallons of water used is determined annually by the City Council. Revenues from this tax are allocated to the City's Sanitary Sewer Improvement Fund. Currently, the average amount paid by a household of four people is \$72/year to help cover the cost of sewer maintenance and improvements. This fee will remain the same in FY21, raising an estimated \$1.48 million

## **STORM WATER UTILITY FEE**

The City imposed a fee based on runoff generated from each property to fund the management and replacement of the aging storm sewer infrastructure. The fee went into effect July 1, 2013. In FY21, the rate will remain the same at \$5.60 per month per equivalent residential unit (ERU), raising an estimated \$1.6 million in FY21.

## **LOCAL FOOD & BEVERAGE TAX**

The City imposes a tax on the receipts of local food and beverage purchase. This tax increases from 1.5% to 2%, effective March 1, 2020. All local food and beverage tax revenue is allocated to the General Operating Fund. FY21 revenues are estimated to be \$1.35 million.

## **HOTEL/MOTEL TAX**

The City imposes a tax on the receipts of hotel and motel room rentals. This tax remains the same at 7%. All hotel tax revenue is allocated to the General Operating Fund. FY21 revenues are estimated to be \$0.92 million. This Ordinance was amended to capture revenues Airbnb and similar "facilitators" effective February 1, 2020.

## **LICENSES AND PERMITS**

The City requires that persons involved in certain activities obtain an annual license and/or permit. Usually these licenses and permits involve an inspection of the activity in some manner and registration of persons responsible for the activity. Examples of some of the major license and permit revenues that are received by the City are liquor licenses and various building permits. All license/permit revenue is allocated to the General Operating Fund. City policy is to increase the amount charged for these permits and licenses annually similar to increases in expenses incurred by the City in administering these activities, which is approximate to labor costs.

## **FINES AND TICKETS**

The City receives revenue in the form of fines from certain violations of Ordinances and laws and from parking-ticket violations. Most fine revenue is allocated to the General Operating Fund to offset the costs of administering the violation and collection of the fine.

Some police fine revenue (D.U.I. and drug seizure) is required by law to be accounted for separately and used for certain police equipment and costs.

## **INTEREST ON INVESTMENTS**

The City invests all monies that are not needed to pay expenses, in various interest earning securities. The length of maturity and type depends upon the amount available and when it is projected that these invested amounts will be needed. Because the City invests in securities that have relatively short maturities, the impact of fluctuations in interest rates has a significant impact. Interest earned is deposited to each of the City's funds based on average balances invested.

# CHANGES IN FUND BALANCE AND BUDGET SUMMARY FOR FY2020-2021

	FY18 Actual	FY19 Actual	FY20 Budget	FY20 Estimate	FY21 Proposed
<b><u>CITY OPERATING FUNDS</u></b>					
100 - GENERAL FUND					
Beginning Fund Balance	5,902,874	6,842,884	8,242,986	8,242,986	7,791,185
Revenue	34,221,368	33,153,776	36,287,679	36,420,329	33,677,668
Expense	32,011,370	31,753,674	37,317,110	36,872,130	34,287,008
Ending Fund Balance	6,842,884	8,242,986	7,213,555	7,791,185	7,181,845
370 - RETAINED RISK FUND					
Beginning Fund Balance	2,766,815	2,286,755	2,104,422	2,104,422	2,084,717
Revenue	793,249	758,709	1,258,532	1,242,647	784,962
Expense	1,257,653	941,043	1,265,852	1,262,352	1,369,175
Ending Fund Balance	2,286,755	2,104,422	2,097,102	2,084,717	1,500,504
<b>TOTAL CITY OPERATING FUNDS</b>					
Beginning Fund Balance	8,669,689	9,129,640	10,347,408	10,347,408	9,875,902
Revenue	35,014,618	33,912,485	37,546,211	37,662,976	34,462,630
Expense	33,269,023	32,694,717	38,582,962	38,134,482	35,656,183
Ending Fund Balance	9,129,640	10,347,408	9,310,657	9,875,902	8,682,349
<b><u>INTERNAL SERVICE FUNDS</u></b>					
600 - EQUIPMENT SERVICES FUND					
Beginning Fund Balance	232,332	324,676	332,109	332,109	367,979
Revenue	955,993	856,480	1,089,305	1,089,305	1,070,472
Expense	860,324	849,047	1,053,362	1,053,435	1,093,336
Ending Fund Balance	324,676	332,109	368,052	367,979	345,115
610 - INFORMATION TECHNOLOGY FUND					
Beginning Fund Balance	-	-	309,105	309,105	259,463
Revenue	-	1,026,486	944,824	944,824	845,086
Expense	-	717,381	1,021,115	994,466	776,923
Ending Fund Balance	-	309,105	232,814	259,463	327,626
<b>TOTAL INTERNAL SERVICE FUNDS</b>					
Beginning Fund Balance	232,332	324,676	641,214	641,214	627,442
Revenue	955,993	1,882,967	2,034,129	2,034,129	1,915,558
Expense	860,324	1,566,428	2,074,477	2,047,901	1,870,259
Ending Fund Balance	324,676	641,214	600,866	627,442	672,741

# CHANGES IN FUND BALANCE AND BUDGET SUMMARY FOR FY2020-2021

	FY18 Actual	FY19 Actual	FY20 Budget	FY20 Estimate	FY21 Proposed
<b><u>ENTERPRISE FUND</u></b>					
500 - PARKING FUND					
Beginning Fund Balance	1,804,911	1,565,113	1,601,761	1,601,761	788,642
Revenue	1,381,182	1,563,519	1,499,000	1,499,000	1,532,176
Expense	1,616,127	1,526,871	2,312,812	2,312,119	1,798,278
Ending Fund Balance	1,565,113	1,601,761	787,949	788,642	522,540
<b>TOTAL ENTERPRISE FUND</b>					
Beginning Fund Balance	1,804,911	1,565,113	1,601,761	1,601,761	788,642
Revenue	1,381,182	1,563,519	1,499,000	1,499,000	1,532,176
Expense	1,616,127	1,526,871	2,312,812	2,312,119	1,798,278
Ending Fund Balance	1,565,113	1,601,761	787,949	788,642	522,540
<b><u>RESERVE FUND</u></b>					
360 - GENERAL RESERVE FUND					
Beginning Fund Balance	5,264,453	5,315,049	5,413,750	5,413,750	2,966,837
Revenue	52,285	98,701	273,339	85,000	-
Expense	-	-	2,531,913	2,531,913	-
Ending Fund Balance	5,315,049	5,413,750	3,155,176	2,966,837	2,966,837
<b>TOTAL RESERVE FUND</b>					
Beginning Fund Balance	5,264,453	5,315,049	5,413,750	5,413,750	2,966,837
Revenue	52,285	98,701	273,339	85,000	-
Expense	-	-	2,531,913	2,531,913	-
Ending Fund Balance	5,315,049	5,413,750	3,155,176	2,966,837	2,966,837



# CHANGES IN FUND BALANCE AND BUDGET SUMMARY FOR FY2020-2021

	FY18 Actual	FY19 Actual	FY20 Budget	FY20 Estimate	FY21 Proposed
<b><u>CAPITAL IMPROVEMENT FUNDS</u></b>					
200 - CAPITAL REPLACMT & IMPROV FUND					
Beginning Fund Balance	2,567,022	2,877,366	3,978,471	3,978,471	1,113,970
Revenue	2,077,830	1,848,651	1,759,170	2,279,170	875,110
Expense	1,756,521	747,546	5,804,547	5,143,671	1,762,000
Ending Fund Balance	2,877,366	3,978,471	(66,906)	1,113,970	227,080
201 - STORMWATER UTILITY FUND					
Beginning Fund Balance	642,330	607,453	1,071,535	1,071,535	875,421
Revenue	1,536,705	1,606,241	1,627,024	1,636,291	1,635,826
Expense	1,570,493	1,142,159	2,615,085	1,832,405	1,900,636
Ending Fund Balance	607,453	1,071,535	83,474	875,421	610,611
202 - LOCAL MOTOR FUEL TAX FUND					
Beginning Fund Balance	1,281,438	1,227,700	1,402,193	1,402,193	(255,157)
Revenue	871,196	887,063	1,944,181	1,763,780	762,766
Expense	908,495	712,569	3,421,130	3,421,130	683,433
Ending Fund Balance	1,227,700	1,402,193	(74,756)	(255,157)	(175,824)
203 - MOTOR FUEL TAX FUND					
Beginning Fund Balance	2,405,781	2,028,089	3,684,936	3,684,936	179,318
Revenue	1,369,102	1,944,849	2,108,411	2,427,287	1,551,097
Expense	2,014,942	288,002	6,295,906	5,932,905	760,250
Ending Fund Balance	2,028,089	3,684,936	(502,559)	179,318	970,165
204 - SANITARY SEWER FUND					
Beginning Fund Balance	839,654	841,352	1,080,247	1,080,247	1,109,371
Revenue	1,371,829	1,365,863	1,490,943	1,500,414	1,534,037
Expense	1,345,595	1,126,968	1,825,753	1,471,290	1,413,699
Ending Fund Balance	841,352	1,080,247	745,437	1,109,371	1,229,709
<b>TOTAL CAPITAL IMPROVEMENT FUNDS</b>					
Beginning Fund Balance	7,736,226	7,581,959	11,217,382	11,217,382	3,022,922
Revenue	7,226,662	7,652,667	8,929,729	9,606,942	6,358,836
Expense	7,596,045	4,017,244	19,962,421	17,801,402	6,520,018
Ending Fund Balance	7,581,959	11,217,382	184,690	3,022,922	2,861,740

# CHANGES IN FUND BALANCE AND BUDGET SUMMARY FOR FY2020-2021

	FY18 Actual	FY19 Actual	FY20 Budget	FY20 Estimate	FY21 Proposed
<b><u>SPECIAL REVENUE FUNDS</u></b>					
<b>300 - VEHICLE &amp; EQUIPM REPLCMNT FUND</b>					
Beginning Fund Balance	7,259,126	7,824,201	7,479,674	7,479,674	4,282,087
Revenue	1,613,991	1,685,543	1,528,560	1,578,560	1,513,246
Expense	1,005,155	2,030,070	4,775,979	4,776,147	2,216,576
Ending Fund Balance	7,824,201	7,479,674	4,232,255	4,282,087	3,578,757
<b>301 - LANDSCAPE RECYCLING CTR FUND</b>					
Beginning Fund Balance	574,329	604,776	419,664	419,664	283,428
Revenue	654,873	747,907	776,721	776,721	777,001
Expense	619,453	933,019	912,933	912,957	957,351
Ending Fund Balance	604,776	419,664	283,452	283,428	103,078
<b>302 - HOME RECYCLING FUND</b>					
Beginning Fund Balance	69,293	96,510	187,271	187,271	175,357
Revenue	668,489	675,120	672,271	672,271	672,291
Expense	646,938	584,359	683,517	684,185	697,524
Ending Fund Balance	96,510	187,271	176,025	175,357	150,124
<b>310 - POLICE SPECIAL FUND</b>					
Beginning Fund Balance	114,865	117,120	57,789	57,789	107,970
Revenue	34,769	23,905	41,000	86,461	76,000
Expense	32,478	83,236	94,720	36,280	116,126
Ending Fund Balance	117,120	57,789	4,069	107,970	67,844
<b>320 - CABLE TV PEG FUND</b>					
Beginning Fund Balance	165,342	165,967	124,406	124,406	122,363
Revenue	146,422	140,551	155,114	155,114	158,540
Expense	145,590	182,112	157,157	157,157	34,266
Ending Fund Balance	165,967	124,406	122,363	122,363	246,637
<b>321 - ARMS PROGRAMMING FUND</b>					
Beginning Fund Balance	109,071	124,202	124,205	124,205	136,788
Revenue	138,663	178,840	161,520	161,520	162,317
Expense	122,889	178,837	161,205	148,937	130,040
Ending Fund Balance	124,202	124,205	124,520	136,788	169,065
<b>322 - CUSWDS FUND</b>					
Beginning Fund Balance	129,017	129,017	129,017	129,017	129,017
Revenue	-	-	-	-	241,117
Expense	-	-	-	-	64,835
Ending Fund Balance	129,017	129,017	129,017	129,017	305,299
<b>330 - COMMUNITY DEV SPECIAL FUND</b>					
Beginning Fund Balance	(268,518)	173,400	157,010	157,010	105,817
Revenue	767,222	306,129	359,702	382,702	236,030
Expense	325,280	322,519	369,149	433,895	263,611
Ending Fund Balance	173,400	157,010	147,563	105,817	78,236

# CHANGES IN FUND BALANCE AND BUDGET SUMMARY FOR FY2020-2021

	FY18 Actual	FY19 Actual	FY20 Budget	FY20 Estimate	FY21 Proposed
<b>331 - COMMUNITY DEV GRANTS FUND</b>					
Beginning Fund Balance	(220,273)	(158,019)	(619,155)	(619,155)	(680,375)
Revenue	1,540,585	832,646	2,000,000	1,050,000	2,267,805
Expense	1,321,167	1,293,782	1,944,123	1,111,220	1,557,380
Ending Fund Balance	(158,019)	(619,155)	(563,278)	(680,375)	30,050
<b>332 - FARMERS MARKET FUND</b>					
Beginning Fund Balance	82,669	92,992	71,124	71,124	71,084
Revenue	106,384	72,610	117,250	133,705	117,290
Expense	96,012	94,478	140,651	133,745	95,686
Ending Fund Balance	92,992	71,124	47,723	71,084	92,688
<b>340 - POST TIF CLOSURE FUND</b>					
Beginning Fund Balance	217,398	79,847	82,050	82,050	2,333
Revenue	1,602	2,203	-	1,200	-
Expense	139,083	-	80,917	80,917	-
Ending Fund Balance	79,847	82,050	1,133	2,333	2,333
<b>342 - TIF 2</b>					
Beginning Fund Balance	1,434,026	1,410,258	861,733	861,733	421,438
Revenue	1,298,353	924,250	1,355,890	1,711,123	1,320,000
Expense	1,307,070	1,472,775	1,687,150	2,151,418	1,688,295
Ending Fund Balance	1,410,258	861,733	530,473	421,438	53,143
<b>343 - TIF 4</b>					
Beginning Fund Balance	2,091,803	1,912,700	1,615,325	1,615,325	1,366,480
Revenue	977,207	533,464	1,020,182	1,561,210	1,045,000
Expense	1,209,088	830,839	1,810,055	1,810,055	612,762
Ending Fund Balance	1,912,700	1,615,325	825,452	1,366,480	1,798,718
<b>344 - CENTRAL TIF</b>					
Beginning Fund Balance	217,264	(9)	(10,550)	(10,550)	10,550
Revenue	75,779	235,788	365,686	1,013,767	404,337
Expense	293,164	246,329	992,667	992,667	414,887
Ending Fund Balance	(9)	(10,550)	(637,531)	10,550	-
<b>TOTAL SPECIAL REVENUE FUNDS</b>					
Beginning Fund Balance	11,975,412	12,572,961	10,679,563	10,679,563	6,534,337
Revenue	8,024,337	6,358,958	8,553,896	9,284,354	8,990,974
Expense	7,264,522	8,252,356	13,810,223	13,429,580	8,849,339
Ending Fund Balance	12,572,961	10,679,563	5,423,236	6,534,337	6,675,972

# CHANGES IN FUND BALANCE AND BUDGET SUMMARY FOR FY2020-2021

	FY18 Actual	FY19 Actual	FY20 Budget	FY20 Estimate	FY21 Proposed
<b>TOTAL ALL FUNDS (INCLUDING TRANSFERS)</b>					
Beginning Fund Balance	35,683,023	36,489,398	39,901,078	39,901,078	23,816,083
Revenue	52,655,076	51,469,296	58,836,304	60,172,401	53,260,174
Expense	50,605,926	48,057,616	79,274,808	76,257,396	54,694,077
Ending Fund Balance	36,489,398	42,061,897	19,462,574	23,816,083	22,382,180
<b>LESS INTERFUND TRANSFERS</b>					
Revenue	6,055,268	6,997,239	9,313,999	9,589,928	7,946,273
Expense	7,006,819	7,837,021	9,313,999	9,589,928	7,946,273
<b>TOTAL ALL FUNDS (EXCLUDING TRANSFERS)</b>					
Beginning Fund Balance	35,683,023	36,489,398	39,901,078	39,901,078	23,816,083
Revenue	46,599,809	44,472,057	49,522,305	50,582,473	45,313,901
Expense	43,599,106	40,220,595	69,960,809	66,667,468	46,747,804
Ending Fund Balance	38,683,725	40,740,860	19,462,574	23,816,083	22,382,180

# PERSONNEL SUMMARY

		FY19 Budget	FY20 Budget	FY21 Proposed
<b>GENERAL FUND (100)</b>				
<b>City Clerk</b>	City Clerk	3.0000	3.0000	3.0000
<b>Executive Department</b>	Mayor / City Administrator	4.0000	3.5000	5.5000
	Legal	5.0000	5.0000	3.5000
	Human Relations	1.9750	1.9750	-
	Human Resources	3.0000	3.0000	-
	Public Communications	0.5000	0.5000	0.5000
	UPTV	-	-	1.6750
<b>TOTAL</b>		<b>14.4750</b>	<b>13.9750</b>	<b>11.1750</b>
<b>Finance Department</b>	Finance Administration	2.0000	2.0000	3.0000
	Administrative Services	3.0000	3.0000	3.0000
	Financial Services	4.0000	4.0000	4.2500
	Parking Enforcement	4.0000	4.0000	4.0000
	Human Resources	-	-	4.0000
	Human Relations	-	-	0.4750
<b>TOTAL</b>		<b>13.0000</b>	<b>13.0000</b>	<b>18.7250</b>
<b>Police Department</b>	Police Administration	3.0000	3.0000	3.0000
	Police Patrol	47.0000	47.0000	47.0000
	Criminal Investigation	11.0000	11.0000	10.6000
	Police Support Services	10.2500	10.0000	11.3149
	Animal Control	1.0000	1.0000	1.0000
	School Resource Officer	-	2.0000	2.0000
<b>TOTAL</b>		<b>72.2500</b>	<b>74.0000</b>	<b>74.9149</b>
<b>Fire Department</b>	Fire Operations	55.0000	55.0000	55.0000
	Fire Administration	2.0000	2.0000	3.0000
	Fire Prevention	2.0000	2.0000	1.5000
<b>TOTAL</b>		<b>59.0000</b>	<b>59.0000</b>	<b>59.5000</b>
<b>Public Works Department (PW)</b>	Administration	4.0000	4.0000	4.0000
	Urban Forestry	4.9900	4.0300	4.0300
	Landscape Management	5.3900	5.8800	5.8800
	City Facilities	2.4000	2.5000	2.5000
	Tool Room	1.0500	1.0000	1.0000
	Traffic Control	2.7000	3.6000	3.6000
	Street Lighting	4.0000	3.9000	3.9000
	Street Maintenance & Construction	12.2000	12.0000	12.0000
	Sewer Maintenance & Construction	5.5500	4.5000	4.5000
	Traffic Signals	1.2500	1.3000	1.3000
	ROW & Technical Support / FY18 Seasonal	0.2500	0.2000	0.2000
	Engineering - Development	3.0000	3.0000	3.0000
	Engineering - Transportation	5.3000	5.3000	5.3000
	Engineering - Drainage	3.3500	3.3500	3.3500
	Environmental Management	1.0000	0.5000	0.5000
Environmental Compliance	1.0000	-	-	
<b>TOTAL</b>		<b>57.4300</b>	<b>55.0600</b>	<b>55.0600</b>
<b>Community Development Department (CD)</b>	Administration	1.5000	1.5000	1.5000
	Economic Development	1.0000	0.7500	0.7500
	Public Arts	0.1500	0.0875	0.0875
	Planning & Zoning	5.2500	5.7250	5.2500
	New Construction	4.0000	4.0000	4.0000
	Housing	1.5000	1.1670	1.1670
	Rental Housing	1.7500	1.7500	1.7500
	Environmental Compliance	-	0.6670	0.6670
<b>TOTAL</b>		<b>15.1500</b>	<b>15.6465</b>	<b>15.1715</b>
<b>GENERAL FUND TOTAL</b>		<b>234.3050</b>	<b>233.6815</b>	<b>237.5464</b>

# PERSONNEL SUMMARY

		FY19 Budget	FY20 Budget	FY21 Proposed
<b>LANDSCAPE RECYCLING FUND (301)</b>				
PW	Landscape Recycling Center	5.0200	4.6900	4.6900
<b>TOTAL</b>		<b>5.0200</b>	<b>4.6900</b>	<b>4.6900</b>
<b>HOME RECYCLING FUND (302)</b>				
PW	Home Recycling	1.0000	1.2500	1.2500
<b>TOTAL</b>		<b>1.0000</b>	<b>1.2500</b>	<b>1.2500</b>
<b>POLICE SPECIAL FUND (310)</b>				
PD	Cannabis Excise Tax	-	-	0.4000
<b>TOTAL</b>		<b>-</b>	<b>-</b>	<b>0.4000</b>
<b>CABLE TV PEG FUND (320)</b>				
Executive	UPTV	2.2000	2.1570	-
<b>TOTAL</b>		<b>2.2000</b>	<b>2.1570</b>	<b>-</b>
<b>ARMS PROGRAMMING FUND (321)</b>				
Executive	ARMS	1.1250	1.1250	1.0000
<b>TOTAL</b>		<b>1.1250</b>	<b>1.1250</b>	<b>1.0000</b>
<b>CD SPECIAL FUND (330)</b>				
CD	Urban Revelopment & Housing	3.0000	2.0000	2.6660
<b>TOTAL</b>		<b>3.0000</b>	<b>2.0000</b>	<b>2.6660</b>
<b>MARKET FUND (332)</b>				
CD	Farmers' Market	1.5000	1.4675	1.4675
<b>TOTAL</b>		<b>1.5000</b>	<b>1.4675</b>	<b>1.4675</b>
<b>TIF 2 (342)</b>				
CD	Economic Development	0.5000	0.7500	0.7500
	Public Arts	1.0000	1.0000	1.0000
<b>TOTAL</b>		<b>1.5000</b>	<b>1.7500</b>	<b>1.7500</b>
<b>TIF 4 (344)</b>				
CD	Economic Development	1.5000	1.5000	1.5000
<b>TOTAL</b>		<b>1.5000</b>	<b>1.5000</b>	<b>1.5000</b>
<b>PARKING FUND (500)</b>				
PW	Parking System	2.2500	2.3000	2.3000
	Parking Garage Operations	0.7500	0.8000	0.8000
<b>TOTAL</b>		<b>3.0000</b>	<b>3.1000</b>	<b>3.1000</b>
<b>EQUIPMENT SERVICES FUND (600)</b>				
PW	Equipment Services	4.0000	4.1000	4.1000
<b>TOTAL</b>		<b>4.0000</b>	<b>4.1000</b>	<b>4.1000</b>
<b>INFORMATION TECHNOLOGY (610)</b>				
Executive	Information Technology	6.0000	4.7427	4.5000
<b>TOTAL</b>		<b>6.0000</b>	<b>4.7427</b>	<b>4.5000</b>
<b>OTHER FUNDS TOTAL</b>		<b>29.8450</b>	<b>27.8822</b>	<b>26.4235</b>
<b>CITY GRAND TOTAL</b>		<b>264.1500</b>	<b>261.5637</b>	<b>263.9699</b>

# FUND STATEMENT

## 100 - GENERAL FUND

	FY18 Actual	FY19 Actual	FY20 Actual	FY20 Budget	FY20 Estimate	FY21 Proposed
<b>REVENUE</b>						
40 - TAXES	25,829,520	24,705,775	22,234,471	27,937,775	28,180,713	25,369,440
41 - INTERGOV. REVENUES	90,719	33,268	62,433	82,123	82,123	13,400
42 - LICENSES & PERMITS	1,510,868	1,260,883	765,376	1,131,932	1,239,237	1,059,237
43 - FINE, FORF & PENALTY	483,200	453,896	308,519	506,000	306,500	367,000
44 - CHARGES FOR SERVICE	3,303,887	3,609,804	3,159,064	3,749,304	3,731,211	3,924,352
45 - INVESTMENT INCOME	50,471	156,756	108,437	150,000	150,000	156,000
46 - MISC REVENUES	401,380	426,426	471,230	245,949	245,949	225,545
49 - TRANSFERS IN	2,551,323	2,506,967	1,863,447	2,484,596	2,484,596	2,562,694
	<b><u>34,221,368</u></b>	<b><u>33,153,776</u></b>	<b><u>28,972,977</u></b>	<b><u>36,287,679</u></b>	<b><u>36,420,329</u></b>	<b><u>33,677,668</u></b>
<b>EXPENSE</b>						
50 - SALARIES & BENEFITS	23,989,588	23,336,973	20,852,924	26,543,934	26,309,053	25,325,843
51 - MATERIALS & SUPPLIES	816,866	541,911	553,811	1,040,659	1,040,897	823,000
52 - CONTRACTUAL SERVCS	3,465,268	3,281,457	2,730,187	3,823,616	3,801,618	3,614,090
59 - INTERFUND & TFR OUT	3,739,648	4,593,332	4,081,224	5,908,901	5,720,562	4,524,075
	<b><u>32,011,370</u></b>	<b><u>31,753,674</u></b>	<b><u>28,218,146</u></b>	<b><u>37,317,110</u></b>	<b><u>36,872,130</u></b>	<b><u>34,287,008</u></b>
<b>Net Revenue / (Expense)</b>	<b>2,172,328</b>	<b>1,400,102</b>	<b>754,831</b>	<b>(1,029,431)</b>	<b>(451,801)</b>	<b>(609,340)</b>

<b>Beginning Fund Balance</b>	<b>8,242,986</b>	<b>7,791,185</b>
<b>Ending Fund Balance</b>	<b>7,791,185</b>	<b>7,181,845</b>

The General Operating Fund provides for basic City services such as Police and Fire protection, and all other expenditures that do not have a designated revenue source.

	<b>FY18 Actual</b>	<b>FY19 Actual</b>	<b>FY20 Actual</b>	<b>FY20 Budget</b>	<b>FY20 Estimate</b>	<b>FY21 Proposed</b>
<b>REVENUE</b>						
<b>00 - NOT APPLICABLE SUMMARY</b>						
<b><u>100 - GENERAL FUND</u></b>						
40 - TAXES	25,829,520	24,705,775	22,234,471	27,937,775	28,180,713	25,369,440
41 - INTERGOV. REVENUES	90,719	33,268	62,433	82,123	82,123	13,400
42 - LICENSES & PERMITS	1,510,868	1,260,883	762,850	1,131,932	1,239,237	1,059,237
43 - FINE, FORF & PENALTY	483,200	453,896	303,310	506,000	306,500	367,000
44 - CHARGES FOR SERVICE	3,303,887	3,609,804	3,158,624	3,749,304	3,731,211	3,924,352
45 - INVESTMENT INCOME	50,471	156,756	108,437	150,000	150,000	156,000
46 - MISC REVENUES	401,380	426,426	471,230	245,949	245,949	225,545
49 - TRANSFERS IN	2,551,323	2,506,967	1,863,447	2,484,596	2,484,596	2,562,694
	<b><u>34,221,368</u></b>	<b><u>33,153,776</u></b>	<b><u>28,964,802</u></b>	<b><u>36,287,679</u></b>	<b><u>36,420,329</u></b>	<b><u>33,677,668</u></b>
<b>00 - NOT APPLICABLE TOTAL</b>	<b>34,221,368</b>	<b>33,153,776</b>	<b>28,964,802</b>	<b>36,287,679</b>	<b>36,420,329</b>	<b>33,677,668</b>



	FY18 Actual	FY19 Actual	FY20 Actual	FY20 Budget	FY20 Estimate	FY21 Proposed
<b>REVENUE</b>						
<b>100 - GENERAL FUND</b>						
<b>40 - TAXES</b>						
100-40100   PROPERTY TAXES	4,300,606	3,071,545	3,391,363	5,925,636	5,787,227	4,376,318
100-40201   LOCAL FOOD AND BEVERAGE TAX	1,135,567	1,175,107	1,063,404	1,227,000	1,039,004	1,355,514
100-40202   PACKAGE LIQUOR SALES TAX	110,715	108,892	240,465	335,543	335,543	335,543
100-40203   LOCAL HOTEL/MOTEL TAX	948,693	927,722	753,070	956,038	758,104	924,724
100-40205   UTILITIES TAX	2,726,056	2,702,628	2,249,459	2,750,000	2,750,000	2,722,500
100-40206   NATURAL GAS USE TAX	428,338	428,511	338,292	417,000	417,000	412,830
100-40301   STATE INCOME TAX	4,567,729	4,264,869	3,383,804	4,075,000	4,371,148	3,808,725
100-40302   PPRT	246,072	266,205	251,620	282,558	282,558	204,120
100-40303   TELECOMMUNICATIONS TAX	766,427	602,078	477,870	589,000	589,000	583,110
100-40304   STATE USE TAX	1,085,019	1,254,128	1,210,484	1,300,000	1,300,000	1,300,000
100-40305   STATE SALES TAX	5,002,503	5,230,492	4,771,601	5,332,000	5,680,823	4,875,844
100-40306   HOME RULE SALES TAX	4,179,967	4,320,018	3,784,316	4,401,000	4,557,647	4,027,168
100-40307   STATE GAMING TAX	331,830	353,581	316,585	347,000	312,659	274,294
100-40311   CANNABIS TAX	-	-	-	-	-	168,750
100-40399   OTHER STATE TAXES	-	-	2,138	-	-	-
	<b>25,829,520</b>	<b>24,705,775</b>	<b>22,234,471</b>	<b>27,937,775</b>	<b>28,180,713</b>	<b>25,369,440</b>
<b>41 - INTERGOV. REVENUES</b>						
100-41120   STATE GRANTS - PUBLIC SAFETY	1,000	1,000	1,000	-	-	-
100-41150   STATE GRANTS - CULTURE & RECR	11,400	11,000	10,915	1,800	1,800	-
100-41160   OTHER STATE GRANTS	-	-	-	14,250	14,250	-
100-41320   FEDERAL GRANTS - PUBLIC SAFETY	-	1,983	34,933	40,920	40,920	-
100-41601   INFORMATION SERVICES CONTRACTS	67,832	3,832	-	-	-	-
100-41699   OTHER INTERGOV PAYMENTS	10,487	15,454	15,585	25,153	25,153	13,400
	<b>90,719</b>	<b>33,268</b>	<b>62,433</b>	<b>82,123</b>	<b>82,123</b>	<b>13,400</b>
<b>42 - LICENSES &amp; PERMITS</b>						
100-42101   FOOD HANDLERS LICENSE	17,205	18,355	18,569	18,000	18,000	18,000
100-42102   LIQUOR LICENSE	890,077	486,856	74,041	482,500	482,500	402,500
100-42103   SANITARY HAULER LICENSE	18,252	19,695	17,565	20,260	17,565	17,565
100-42104   AMUSEMENT DEVICE LICENSE	6,590	2,415	1,150	3,425	3,425	3,425
100-42105   VEHICLE FOR HIRE LICENSE	17,440	11,820	9,435	21,166	21,166	21,166
100-42107   HOTEL/MOTEL LICENSE	4,345	2,075	640	2,240	2,240	2,240
100-42109   ELECTRICIANS LICENSE	21,875	21,950	12,675	14,826	14,826	14,826
100-42199   MISCELLANEOUS LICENSES	77,894	46,320	1,020	39,415	39,415	39,415
100-42301   BUILDING PERMITS	320,944	489,564	527,101	390,000	500,000	400,000
100-42302   FIRE PREVENTION PERMITS	64,479	87,397	35,522	68,750	68,750	68,750
100-42305   EROSION CONTROL PERMITS	5,805	7,920	3,932	5,200	5,200	5,200
100-42306   ENGINEERING PERMITS	8,925	10,981	9,666	9,500	9,500	9,500
100-42901   SPECIAL PARKING ZONE PERMITS	57,038	55,535	51,535	56,650	56,650	56,650
	<b>1,510,868</b>	<b>1,260,883</b>	<b>762,850</b>	<b>1,131,932</b>	<b>1,239,237</b>	<b>1,059,237</b>
<b>43 - FINE, FORF &amp; PENALTY</b>						
100-43102   NOTICE TO APPEAR FINES	25,955	19,898	17,759	26,000	17,500	20,000
100-43201   PARKING TICKETS	279,992	257,968	174,788	404,000	185,000	250,000
100-43202   TRAFFIC CITATIONS	154,820	153,114	95,264	54,000	90,000	75,000
100-43901   DOG CONTROL FINES AND FEES	4,590	7,859	4,349	8,000	4,000	7,000
100-43902   FIRE CODE FINES	1,350	500	-	-	-	-
100-43903   ORDINANCE VIOLATION FINES	16,493	14,558	11,150	14,000	10,000	15,000
	<b>483,200</b>	<b>453,896</b>	<b>303,310</b>	<b>506,000</b>	<b>306,500</b>	<b>367,000</b>
<b>44 - CHARGES FOR SERVICE</b>						
100-44201   BACKGROUND CHECK	823	2,233	1,064	1,074	1,074	1,074
100-44202   LIVESCAN FINGERPRINTING FEE	8,650	10,943	6,405	9,150	6,500	9,150
100-44203   VEHICLE TOWING & IMPOUND FEE	40,408	55,110	48,205	42,500	46,000	42,500
100-44220   FRANCHISE FEE	528,428	641,590	652,068	755,662	736,719	799,657

	<b>FY18 Actual</b>	<b>FY19 Actual</b>	<b>FY20 Actual</b>	<b>FY20 Budget</b>	<b>FY20 Estimate</b>	<b>FY21 Proposed</b>
100-44501   CIVIC CENTER RENTAL	60,066	17,928	-	-	-	-
100-44503   TREE SERVICES	125	-	750	-	-	-
100-44510   UI FIRE SERVICE	2,189,810	2,201,248	1,688,178	2,250,905	2,250,905	2,262,771
100-44512   USD SCHOOL RESOURCE OFFICERS	-	-	120,488	200,813	200,813	320,000
100-44601   RENTAL REGISTRATION FEE	275,851	270,451	264,628	276,000	276,000	276,000
100-44602   ZONING REVIEW FEES	8,990	9,509	8,125	7,200	7,200	7,200
100-44603   PLAN REVIEW FEES	75,493	259,291	226,052	75,000	75,000	75,000
100-44605   ENTERPRISE ZONE FEE	44,371	60,807	75,014	62,000	62,000	62,000
100-44699   OTHER BUILDING RELATED FEES	32,136	42,991	32,280	30,000	30,000	30,000
100-44999   OTHER FEES	38,736	37,703	35,369	39,000	39,000	39,000
	<b><u>3,303,887</u></b>	<b><u>3,609,804</u></b>	<b><u>3,158,624</u></b>	<b><u>3,749,304</u></b>	<b><u>3,731,211</u></b>	<b><u>3,924,352</u></b>
<b>45 - INVESTMENT INCOME</b>						
100-45000   INVESTMENT INCOME	50,471	156,756	108,437	150,000	150,000	156,000
	<b><u>50,471</u></b>	<b><u>156,756</u></b>	<b><u>108,437</u></b>	<b><u>150,000</u></b>	<b><u>150,000</u></b>	<b><u>156,000</u></b>
<b>46 - MISC REVENUES</b>						
100-46201   DAMAGE TO CITY PROPERTY	35,170	10,387	16,196	28,579	28,579	28,579
100-46202   NUISANCE ABATEMENT	22,517	28,242	13,398	30,000	30,000	30,000
100-46210   DEPARTMENT REIMBURSEMENTS	180,942	154,967	109,812	111,366	111,366	111,366
100-46290   OTHER REIMBURSEMENTS	2,798	35,190	54,968	13,000	13,000	23,000
100-46300   DONATIONS/CONTRIBUTIONS/GIFTS	66,206	46,925	199,500	12,600	12,600	12,600
100-46350   LOCAL GRANTS	-	15,000	2,500	30,404	30,404	-
100-46900   OTHER MISCELLANEOUS REVENUES	93,747	135,715	74,856	20,000	20,000	20,000
	<b><u>401,380</u></b>	<b><u>426,426</u></b>	<b><u>471,230</u></b>	<b><u>245,949</u></b>	<b><u>245,949</u></b>	<b><u>225,545</u></b>
<b>49 - TRANSFERS IN</b>						
100-49100   TFR FROM GENERAL FUND	22,500	-	-	-	-	-
100-49201   TFR FROM STORMWATER FUND	560,772	573,389	440,792	587,723	587,723	602,417
100-49203   TFR FROM MOTOR FUEL TAX FUND	27,087	-	-	-	-	-
100-49204   TFR FROM SANITARY SEWER FUND	800,099	818,101	628,916	838,554	838,554	859,518
100-49300   TFR FROM VERF FUND	108,566	-	-	-	-	-
100-49301   TFR FROM LRC FUND	32,604	39,586	30,432	40,576	40,576	41,692
100-49302   TFR FROM HOME RECYCLING FUND	99,374	101,610	58,729	78,305	78,305	80,459
100-49321   TFR FROM ARMS PROGRAMMING FUND	23,549	-	-	-	-	-
100-49322   TFR FROM CUSWDS FUND	-	-	-	-	-	13,335
100-49330   TFR FROM CD SPECIAL FUND	-	25,665	-	-	-	-
100-49342   TFR FROM TIF 2	29,314	32,091	-	-	-	-
100-49500   TFR FROM PARKING FUND	847,457	916,525	704,579	939,438	939,438	965,273
	<b><u>2,551,323</u></b>	<b><u>2,506,967</u></b>	<b><u>1,863,447</u></b>	<b><u>2,484,596</u></b>	<b><u>2,484,596</u></b>	<b><u>2,562,694</u></b>
<b>100 - GENERAL FUND TOTAL</b>	<b>34,221,368</b>	<b>33,153,776</b>	<b>28,964,802</b>	<b>36,287,679</b>	<b>36,420,329</b>	<b>33,677,668</b>

# CITY COUNCIL

---

*The mission of the Urbana City Council is to establish laws for citizen welfare, determine policies that govern providing municipal services and approve certain Mayoral appointments.*

---

## Overview & Services

The City Council is composed of seven members, each elected from a different ward. The Urbana City Council or Committee of the Whole meets every Monday at 7:00 p.m. (Tuesdays following legal holidays, no meetings on 5th Mondays). Cancellations, postponements, public hearings, or special meetings are posted in City Hall and listed on the City of Urbana website. Meetings may be called as necessary with at least 48 hours public notice.

City Council meetings are held in the Council Chambers at City Hall at 400 S. Vine Street, unless notice is given of another location. Meetings of the Urbana City Council and its various commissions and boards are open to the public. Agendas are posted on the bulletin board at City Hall (main bulletin board in the north entrance of the building), outside the Council Chambers, as well as on the City's web site.

### **City Council (10001100)**

- Establish laws for citizen welfare.
- Determine policies that govern providing municipal services.
- Approve certain Mayoral appointments.

## Contact Information

Ward	Member	Contact
1	Maryalice Wu	<a href="mailto:mwu@urbanaininois.us">mwu@urbanaininois.us</a>
2	Eric Jakobsson	<a href="mailto:egjakobsson@urbanaininois.us">egjakobsson@urbanaininois.us</a>
3	Shirese Hursey	<a href="mailto:sehursey@urbanaininois.us">sehursey@urbanaininois.us</a>
4	Bill Brown	<a href="mailto:bbrown@urbanaininois.us">bbrown@urbanaininois.us</a>
5	Dennis P. Roberts	<a href="mailto:dproberts@urbanaininois.us">dproberts@urbanaininois.us</a>
6	William P. Colbrook	<a href="mailto:wpcolbrook@urbanaininois.us">wpcolbrook@urbanaininois.us</a>
7	Jared T. Miller	<a href="mailto:jtmiller@urbanaininois.us">jtmiller@urbanaininois.us</a>

	<b>FY18 Actual</b>	<b>FY19 Actual</b>	<b>FY20 Actual</b>	<b>FY20 Budget</b>	<b>FY20 Estimate</b>	<b>FY21 Proposed</b>
<b>EXPENSE</b>						
<b>01 - CITY COUNCIL SUMMARY</b>						
<b><u>10001100 - CITY COUNCIL</u></b>						
50 - SALARIES & BENEFITS	30,714	49,472	51,076	51,093	51,093	51,835
51 - MATERIALS & SUPPLIES	-	240	64	361	361	370
52 - CONTRACTUAL SERVCS	821	215	661	6,506	6,506	6,650
	<b><u>31,534</u></b>	<b><u>49,928</u></b>	<b><u>51,800</u></b>	<b><u>57,960</u></b>	<b><u>57,960</u></b>	<b><u>58,855</u></b>
<b>01 - CITY COUNCIL TOTAL</b>	<b>31,534</b>	<b>49,928</b>	<b>51,800</b>	<b>57,960</b>	<b>57,960</b>	<b>58,855</b>

	<b>FY18 Actual</b>	<b>FY19 Actual</b>	<b>FY20 Actual</b>	<b>FY20 Budget</b>	<b>FY20 Estimate</b>	<b>FY21 Proposed</b>
<b>EXPENSE</b>						
<b><u>10001100 - CITY COUNCIL</u></b>						
<b>50 - SALARIES &amp; BENEFITS</b>						
10001100-50110   SALARY - REGULAR EMPLOYEES	8,336	45,956	47,446	47,462	47,462	48,146
10001100-50220   FICA AND MEDICARE	3,523	3,516	3,630	3,631	3,631	3,689
	<b><u>30,714</u></b>	<b><u>49,472</u></b>	<b><u>51,076</u></b>	<b><u>51,093</u></b>	<b><u>51,093</u></b>	<b><u>51,835</u></b>
<b>51 - MATERIALS &amp; SUPPLIES</b>						
10001100-51100   OFFICE SUPPLIES	-	240	37	259	259	265
10001100-51200   PUBLICATIONS	-	-	27	102	102	105
	-	<b><u>240</u></b>	<b><u>64</u></b>	<b><u>361</u></b>	<b><u>361</u></b>	<b><u>370</u></b>
<b>52 - CONTRACTUAL SERVCS</b>						
10001100-52320   TRAVEL, EDUCATION AND TRAINING	821	215	661	6,506	6,506	6,650
	<b><u>821</u></b>	<b><u>215</u></b>	<b><u>661</u></b>	<b><u>6,506</u></b>	<b><u>6,506</u></b>	<b><u>6,650</u></b>
<b>10001100 - CITY COUNCIL TOTAL</b>	<b>31,534</b>	<b>49,928</b>	<b>51,800</b>	<b>57,960</b>	<b>57,960</b>	<b>58,855</b>

# CITY CLERK'S OFFICE

---

*The mission of the City Clerk is to provide professional records management, to meet all legal notice requirements for meetings, to serve as clerk to the City Council and to assist the County Clerk in conducting elections.*

---

## Overview & Services

In Urbana, the City Clerk is one of only two city-wide elected positions, along with the Mayor. The City Clerk serves as lead FOIA officer for the City of Urbana and the City Clerk's office is the starting point for FOIA questions and requests.

### **City Clerk (10005140)**

- Provide professional records management for official City records and documents.
- Meet all legal notice requirements for meetings.
- Serve as FOIA Officer for the City and coordinate with City departments to provide a timely response as required by State law.
- Serve as clerk to the City Council.
- Prepare Council agenda packets for the City Council and make available to the public on the City's website.
- Maintain the Urbana City Code.
- Assist the County Clerk in conducting elections.
- Issue certain licenses, such as raffle licenses.
- Register domestic partnerships.
- Assist staff and elected officials with compliance with requirements for filing Economic Interest Statements annually.
- Serve as Ex-Officio Clerk for the Cunningham Township Board, whose members are the same as the City Council.

## Contact Information

<b>Business Hours</b>	<b>Address</b>	<b>Phone Number</b>
Monday - Friday 8AM - 5PM	400 S Vine St, Urbana, IL 61801	(217) 384-2362

	<b>FY18 Actual</b>	<b>FY19 Actual</b>	<b>FY20 Actual</b>	<b>FY20 Budget</b>	<b>FY20 Estimate</b>	<b>FY21 Proposed</b>
<b>05 - CITY CLERK SUMMARY</b>						
<b><u>10005140 - CITY CLERK</u></b>						
50 - SALARIES & BENEFITS	211,305	215,166	191,487	219,777	218,204	223,098
51 - MATERIALS & SUPPLIES	11,041	5,568	3,972	10,000	9,100	9,254
52 - CONTRACTUAL SERVCS	3,444	5,910	3,622	5,266	6,166	6,350
59 - INTERFUND & TFR OUT	3,676	18,725	15,170	20,429	20,429	19,074
	<b><u>229,466</u></b>	<b><u>245,368</u></b>	<b><u>214,251</u></b>	<b><u>255,472</u></b>	<b><u>253,899</u></b>	<b><u>257,776</u></b>
<b>05 - CITY CLERK TOTAL</b>	<b>229,466</b>	<b>245,368</b>	<b>214,251</b>	<b>255,472</b>	<b>253,899</b>	<b>257,776</b>

	<b>FY18 Actual</b>	<b>FY19 Actual</b>	<b>FY20 Actual</b>	<b>FY20 Budget</b>	<b>FY20 Estimate</b>	<b>FY21 Proposed</b>
<b>10005140 - CITY CLERK</b>						
<b>50 - SALARIES &amp; BENEFITS</b>						
10005140-50110   SALARY - REGULAR EMPLOYEES	162,036	167,811	151,126	170,464	170,464	172,245
10005140-50120   SALARY - TEMPORARY EMPLOYEES	2,499	527	-	1,573	-	-
10005140-50131   REGULAR OVERTIME	-	-	-	1,000	1,000	1,028
10005140-50210   INSURANCE	16,234	16,383	13,034	15,988	15,988	14,802
10005140-50220   FICA AND MEDICARE	11,703	12,427	11,198	13,041	13,041	13,180
10005140-50251   IMRF & SURS	18,833	18,019	16,128	17,711	17,711	21,843
	<b><u>211,305</u></b>	<b><u>215,166</u></b>	<b><u>191,487</u></b>	<b><u>219,777</u></b>	<b><u>218,204</u></b>	<b><u>223,098</u></b>
<b>51 - MATERIALS &amp; SUPPLIES</b>						
10005140-51100   OFFICE SUPPLIES	1,564	1,984	1,135	3,000	2,100	2,100
10005140-51200   PUBLICATIONS	6,740	3,584	2,837	7,000	7,000	7,154
10005140-51500   SHARED IT COSTS	2,737	-	-	-	-	-
	<b><u>11,041</u></b>	<b><u>5,568</u></b>	<b><u>3,972</u></b>	<b><u>10,000</u></b>	<b><u>9,100</u></b>	<b><u>9,254</u></b>
<b>52 - CONTRACTUAL SERVCS</b>						
10005140-52101   LEGAL SERVICES	776	958	742	1,000	1,000	1,050
10005140-52310   DUES AND MEMBERSHIPS	641	745	745	800	800	800
10005140-52320   TRAVEL, EDUCATION AND TRAINING	1,358	3,121	2,107	2,600	3,500	3,600
10005140-52600   UTILITIES	637	680	-	166	166	170
10005140-52999   OTHER CONTRACTUAL SERVICES	32	407	27	700	700	730
	<b><u>3,444</u></b>	<b><u>5,910</u></b>	<b><u>3,622</u></b>	<b><u>5,266</u></b>	<b><u>6,166</u></b>	<b><u>6,350</u></b>
<b>59 - INTERFUND &amp; TFR OUT</b>						
10005140-59300   TFR TO VERF FUND	-	-	950	1,266	1,266	1,567
10005140-59370   TFR TO RETAINED RISK FUND	3,555	3,635	2,795	3,726	3,726	3,829
10005140-59600   TFR TO EQUIPMENT SERVICES	121	206	116	134	134	193
10005140-59610   TFR TO INFORMATION TECH FUND	-	14,884	11,310	15,303	15,303	13,485
	<b><u>3,676</u></b>	<b><u>18,725</u></b>	<b><u>15,170</u></b>	<b><u>20,429</u></b>	<b><u>20,429</u></b>	<b><u>19,074</u></b>
<b>10005140 - CITY CLERK TOTAL</b>	<b>229,466</b>	<b>245,368</b>	<b>214,251</b>	<b>255,472</b>	<b>253,899</b>	<b>257,776</b>



# EXECUTIVE DEPARTMENT

---

The Executive Department provides leadership and centralized support functions to City agencies to implement the Mayor's vision and the Mayor/Council goals.

---

## Overview & Services

The department consists the Office of the Mayor and City Administrator, as well as three divisions: Legal, Public Communications, and Information Technology. The Mayor is the City's Chief Executive Officer, representing the City in an official capacity and providing leadership for the organization. The City Administrator is the City's Chief Administrative Officer and is responsible for management of City operations.

### **Office of the Mayor and City Administrator (10010101)**

- Appoint high-level senior staff positions.
- Manage intergovernmental relations.
- Represent the City on a variety of intergovernmental boards.
- Provide executive leadership and manage all City operations.
- Issue liquor licenses and review special event permits.
- Make appointments to all of the City's boards and commissions.
- Conduct Mayor's Safety Task Force.
- Plan internal City events, such as events recognizing employees.

### **Legal Division (10010103)**

- Provide legal support for the City of Urbana and the Urbana Free Library.
- Draft or review and approve legal documents, such as contracts and intergovernmental agreements, Ordinances, and resolutions.
- Prosecute and defend all suits against, for and on behalf of the City of Urbana.
- Appear in court for ordinance violations.
- File and record liens to collect amounts due the City.
- Support property acquisition as needed.
- Review complex FOIA requests.
- Review and coordinate with insurance representatives regarding large liability claims.
- Represent the City on employee disciplinary cases before arbitrators and the courts and support collective bargaining with legal and strategic advice.

**Information Technology (61010106, 10010107, ARMS Fund, UPTV Fund)**

- Provide general IT support to the City of Urbana and the Urbana Park District. This includes securing IT systems from viruses and hackers and providing secure backup for data, as well as managing equipment replacement and installation, and software licenses.
- Provide support for software selection and implementation for all City IT systems.
- Provide support to the City Clerk for FOIA requests that require searches of electronic records.
- Manage the Area Wide Records Management System (ARMS) for police agencies in Champaign County, conduct ARMS Policy Board meetings, and provide round-the-clock support for the ARMS system.
- Manage Urbana Public Television (UPTV), including broadcast of public meetings and other public, education, and government access programming.
- Staff the following boards and commissions:
  - ARMS Policy Board
  - Urbana Public Television Commission

**Public Communications (10010110)**

- Provide timely, accurate information about City services and programs to the public and local media.
- Manage the City’s website and social media accounts.
- Draft press releases and public statements.
- Facilitate the City’s Communications Committee, composed of staff from all City departments.

**Contact Information**

<b>Business Hours</b>	<b>Address</b>	<b>Phone Number</b>
Monday - Friday 8AM - 5PM	400 S Vine St, Urbana, IL 61801	(217) 384-2456

	<b>FY18 Actual</b>	<b>FY19 Actual</b>	<b>FY20 Actual</b>	<b>FY20 Budget</b>	<b>FY20 Estimate</b>	<b>FY21 Proposed</b>
<b>10 - EXECUTIVE SUMMARY</b>						
<b><u>10010101 - MAYOR'S OFFICE/CITY ADMINSTRTR</u></b>						
50 - SALARIES & BENEFITS	259,873	403,421	396,621	480,743	480,743	720,534
51 - MATERIALS & SUPPLIES	8,899	766	4,069	9,032	1,107	1,132
52 - CONTRACTUAL SERVCS	256,203	144,159	65,849	327,311	329,411	138,149
59 - INTERFUND & TFR OUT	8,887	32,287	22,220	26,548	26,548	34,649
	<b><u>533,862</u></b>	<b><u>580,633</u></b>	<b><u>488,759</u></b>	<b><u>843,634</u></b>	<b><u>837,809</u></b>	<b><u>894,464</u></b>
<b><u>10010103 - LEGAL</u></b>						
50 - SALARIES & BENEFITS	534,054	538,926	456,887	557,272	557,272	391,843
51 - MATERIALS & SUPPLIES	5,688	1,417	217	1,800	1,800	2,863
52 - CONTRACTUAL SERVCS	43,574	46,352	31,401	55,312	55,312	53,685
59 - INTERFUND & TFR OUT	4,352	26,273	21,067	28,457	28,457	26,742
	<b><u>587,668</u></b>	<b><u>612,968</u></b>	<b><u>509,572</u></b>	<b><u>642,841</u></b>	<b><u>642,841</u></b>	<b><u>475,133</u></b>
<b><u>10010104 - HUMAN RELATIONS</u></b>						
50 - SALARIES & BENEFITS	163,402	168,589	149,812	180,741	180,561	-
51 - MATERIALS & SUPPLIES	2,880	1,514	945	4,025	4,025	-
52 - CONTRACTUAL SERVCS	5,108	11,280	5,343	18,989	20,169	-
59 - INTERFUND & TFR OUT	1,553	12,499	8,684	11,593	11,593	-
	<b><u>172,944</u></b>	<b><u>193,882</u></b>	<b><u>164,785</u></b>	<b><u>215,348</u></b>	<b><u>216,348</u></b>	<b><u>-</u></b>
<b><u>10010105 - HUMAN RESOURCES</u></b>						
50 - SALARIES & BENEFITS	342,366	335,908	313,858	349,817	349,457	2,643
51 - MATERIALS & SUPPLIES	2,850	663	526	1,488	1,100	-
52 - CONTRACTUAL SERVCS	51,858	78,949	59,050	117,132	117,880	-
59 - INTERFUND & TFR OUT	3,330	14,891	11,840	16,035	16,035	-
	<b><u>400,404</u></b>	<b><u>430,412</u></b>	<b><u>385,273</u></b>	<b><u>484,472</u></b>	<b><u>484,472</u></b>	<b><u>2,643</u></b>
<b><u>10010106 - IT</u></b>						
50 - SALARIES & BENEFITS	610,442	-	-	-	-	-
51 - MATERIALS & SUPPLIES	34,838	-	10,812	-	-	-
52 - CONTRACTUAL SERVCS	4,747	-	-	-	-	-
59 - INTERFUND & TFR OUT	14,216	-	-	-	-	-
	<b><u>664,242</u></b>	<b><u>-</u></b>	<b><u>10,812</u></b>	<b><u>-</u></b>	<b><u>-</u></b>	<b><u>-</u></b>
<b><u>10010107 - UPTV PEG</u></b>						
50 - SALARIES & BENEFITS	-	-	-	-	-	102,504
59 - INTERFUND & TFR OUT	-	-	-	-	-	419
	<b><u>-</u></b>	<b><u>-</u></b>	<b><u>-</u></b>	<b><u>-</u></b>	<b><u>-</u></b>	<b><u>102,923</u></b>
<b><u>10010110 - PUBLIC COMMUNICATIONS</u></b>						
50 - SALARIES & BENEFITS	-	34,125	31,413	35,715	35,715	35,910
51 - MATERIALS & SUPPLIES	-	9	13	195	195	200
52 - CONTRACTUAL SERVCS	-	10,444	7,280	10,030	10,030	10,252
59 - INTERFUND & TFR OUT	-	-	2,400	3,265	3,265	2,941
	<b><u>-</u></b>	<b><u>44,578</u></b>	<b><u>41,106</u></b>	<b><u>49,205</u></b>	<b><u>49,205</u></b>	<b><u>49,303</u></b>
<b>10 - EXECUTIVE TOTAL</b>	<b>2,359,119</b>	<b>1,862,473</b>	<b>1,600,305</b>	<b>2,235,500</b>	<b>2,230,675</b>	<b>1,524,466</b>

	<b>FY18 Actual</b>	<b>FY19 Actual</b>	<b>FY20 Actual</b>	<b>FY20 Budget</b>	<b>FY20 Estimate</b>	<b>FY21 Proposed</b>
<b>10010101 - MAYOR'S OFFICE/CITY ADMINSTRTR</b>						
<b>50 - SALARIES &amp; BENEFITS</b>						
10010101-50110   SALARY - REGULAR EMPLOYEES	186,299	320,775	320,016	372,097	372,097	555,238
10010101-50156   BONUS	-	-	2,625	2,625	2,625	-
10010101-50160   SEPARATION PAY	-	-	593	6,821	6,821	-
10010101-50210   INSURANCE	22,172	23,672	20,020	30,146	30,146	51,756
10010101-50220   FICA AND MEDICARE	13,490	24,678	22,825	37,814	37,814	42,480
10010101-50240   RHS CONTRIBUTION	6,748	-	-	-	-	654
10010101-50251   IMRF & SURS	21,390	34,296	30,542	31,240	31,240	70,406
10010101-50290   RELOCATION EXPENSE	9,774	-	-	-	-	-
	<b><u>259,873</u></b>	<b><u>403,421</u></b>	<b><u>396,621</u></b>	<b><u>480,743</u></b>	<b><u>480,743</u></b>	<b><u>720,534</u></b>
<b>51 - MATERIALS &amp; SUPPLIES</b>						
10010101-51100   OFFICE SUPPLIES	4,348	571	3,871	8,625	700	716
10010101-51200   PUBLICATIONS	-	196	197	407	407	416
10010101-51500   SHARED IT COSTS	4,550	-	-	-	-	-
	<b><u>8,899</u></b>	<b><u>766</u></b>	<b><u>4,069</u></b>	<b><u>9,032</u></b>	<b><u>1,107</u></b>	<b><u>1,132</u></b>
<b>52 - CONTRACTUAL SVRCS</b>						
10010101-52101   LEGAL SERVICES	206,094	127,206	51,616	271,415	274,390	78,582
10010101-52310   DUES AND MEMBERSHIPS	10,101	6,939	6,752	10,545	10,545	8,822
10010101-52320   TRAVEL, EDUCATION AND TRAINING	4,517	5,269	1,903	6,050	10,975	11,217
10010101-52500   INTERGOVERNMENTAL AND AGENCY	5,415	-	-	-	-	5,800
10010101-52600   UTILITIES	2,230	1,854	880	1,101	1,101	615
10010101-52902   POSTAGE & PRINTING	303	86	310	310	310	317
10010101-52999   OTHER CONTRACTUAL SERVICES	27,543	2,804	4,388	37,890	32,090	32,796
	<b><u>256,203</u></b>	<b><u>144,159</u></b>	<b><u>65,849</u></b>	<b><u>327,311</u></b>	<b><u>329,411</u></b>	<b><u>138,149</u></b>
<b>59 - INTERFUND &amp; TFR OUT</b>						
10010101-59300   TFR TO VERF FUND	2,591	2,643	1,751	2,335	2,335	2,893
10010101-59370   TFR TO RETAINED RISK FUND	6,131	6,269	4,820	6,426	6,426	6,603
10010101-59600   TFR TO EQUIPMENT SERVICES	165	810	2,456	134	134	1,555
10010101-59610   TFR TO INFORMATION TECH FUND	-	22,565	13,193	17,653	17,653	23,598
	<b><u>8,887</u></b>	<b><u>32,287</u></b>	<b><u>22,220</u></b>	<b><u>26,548</u></b>	<b><u>26,548</u></b>	<b><u>34,649</u></b>
<b>10010101 - MAYOR'S OFFICE/CITY ADMINSTRTR TOTAL</b>	<b>533,862</b>	<b>580,633</b>	<b>488,759</b>	<b>843,634</b>	<b>837,809</b>	<b>894,464</b>

	<b>FY18 Actual</b>	<b>FY19 Actual</b>	<b>FY20 Actual</b>	<b>FY20 Budget</b>	<b>FY20 Estimate</b>	<b>FY21 Proposed</b>
<b><u>10010103 - LEGAL</u></b>						
<b>50 - SALARIES &amp; BENEFITS</b>						
10010103-50110   SALARY - REGULAR EMPLOYEES	406,576	410,814	356,790	419,592	419,592	303,083
10010103-50131   REGULAR OVERTIME	-	-	-	276	276	284
10010103-50210   INSURANCE	50,833	51,967	33,014	56,892	56,892	23,901
10010103-50220   FICA AND MEDICARE	28,438	29,967	26,285	32,912	32,912	23,189
10010103-50240   RHS CONTRIBUTION	1,660	2,162	2,882	2,900	2,900	2,953
10010103-50251   IMRF & SURS	46,547	44,015	37,915	44,700	44,700	38,433
	<b><u>534,054</u></b>	<b><u>538,926</u></b>	<b><u>456,887</u></b>	<b><u>557,272</u></b>	<b><u>557,272</u></b>	<b><u>391,843</u></b>
<b>51 - MATERIALS &amp; SUPPLIES</b>						
10010103-51100   OFFICE SUPPLIES	1,759	1,417	137	1,350	1,350	2,147
10010103-51200   PUBLICATIONS	-	-	80	450	450	716
10010103-51500   SHARED IT COSTS	3,929	-	-	-	-	-
	<b><u>5,688</u></b>	<b><u>1,417</u></b>	<b><u>217</u></b>	<b><u>1,800</u></b>	<b><u>1,800</u></b>	<b><u>2,863</u></b>
<b>52 - CONTRACTUAL SERVCS</b>						
10010103-52101   LEGAL SERVICES	13,143	18,551	8,168	18,400	18,400	19,827
10010103-52102   TECHNOLOGY SERVICES	5,382	2,652	5,513	6,500	6,500	2,000
10010103-52199   OTHER PROFESSIONAL SERVICES	19,883	20,362	14,967	24,833	24,833	23,203
10010103-52310   DUES AND MEMBERSHIPS	2,996	2,147	2,092	2,525	2,525	2,655
10010103-52320   TRAVEL, EDUCATION AND TRAINING	736	1,109	661	2,682	2,682	6,000
10010103-52600   UTILITIES	1,435	1,531	-	372	372	-
	<b><u>43,574</u></b>	<b><u>46,352</u></b>	<b><u>31,401</u></b>	<b><u>55,312</u></b>	<b><u>55,312</u></b>	<b><u>53,685</u></b>
<b>59 - INTERFUND &amp; TFR OUT</b>						
10010103-59370   TFR TO RETAINED RISK FUND	4,352	4,450	3,421	4,561	4,561	4,687
10010103-59610   TFR TO INFORMATION TECH FUND	-	21,823	17,646	23,896	23,896	22,055
	<b><u>4,352</u></b>	<b><u>26,273</u></b>	<b><u>21,067</u></b>	<b><u>28,457</u></b>	<b><u>28,457</u></b>	<b><u>26,742</u></b>
<b>10010103 - LEGAL TOTAL</b>	<b>587,668</b>	<b>612,968</b>	<b>509,572</b>	<b>642,841</b>	<b>642,841</b>	<b>475,133</b>

	<b>FY18 Actual</b>	<b>FY19 Actual</b>	<b>FY20 Actual</b>	<b>FY20 Budget</b>	<b>FY20 Estimate</b>	<b>FY21 Proposed</b>
<b><u>10010104 - HUMAN RELATIONS</u></b>						
<b>50 - SALARIES &amp; BENEFITS</b>						
10010104-50110   SALARY - REGULAR EMPLOYEES	132,941	135,361	114,845	145,032	147,121	-
10010104-50160   SEPARATION PAY	-	-	2,089	2,089	-	-
10010104-50210   INSURANCE	9,673	12,443	15,404	12,623	12,623	-
10010104-50220   FICA AND MEDICARE	9,861	10,370	8,734	10,566	10,566	-
10010104-50230   EMPLOYEE ALLOWANCES	-	-	90	180	-	-
10010104-50251   IMRF & SURS	10,928	10,415	8,651	10,251	10,251	-
	<b><u>163,402</u></b>	<b><u>168,589</u></b>	<b><u>149,812</u></b>	<b><u>180,741</u></b>	<b><u>180,561</u></b>	<b><u>-</u></b>
<b>51 - MATERIALS &amp; SUPPLIES</b>						
10010104-51100   OFFICE SUPPLIES	633	602	553	694	694	-
10010104-51200   PUBLICATIONS	-	-	-	775	775	-
10010104-51500   SHARED IT COSTS	2,248	-	-	-	-	-
10010104-51900   OTHER SUPPLIES	-	912	392	2,556	2,556	-
	<b><u>2,880</u></b>	<b><u>1,514</u></b>	<b><u>945</u></b>	<b><u>4,025</u></b>	<b><u>4,025</u></b>	<b><u>-</u></b>
<b>52 - CONTRACTUAL SERVCS</b>						
10010104-52101   LEGAL SERVICES	-	-	1,953	1,953	1,293	-
10010104-52199   OTHER PROFESSIONAL SERVICES	-	-	-	4,000	5,000	-
10010104-52310   DUES AND MEMBERSHIPS	-	800	-	500	500	-
10010104-52320   TRAVEL, EDUCATION AND TRAINING	3,280	10,106	2,757	8,160	9,000	-
10010104-52600   UTILITIES	160	172	-	39	39	-
10010104-52902   POSTAGE & PRINTING	326	102	-	1,033	1,033	-
10010104-52909   ADV/MKTING/PUBLIC EDUCATION	-	100	-	516	516	-
10010104-52999   OTHER CONTRACTUAL SERVICES	1,341	-	634	2,788	2,788	-
	<b><u>5,108</u></b>	<b><u>11,280</u></b>	<b><u>5,343</u></b>	<b><u>18,989</u></b>	<b><u>20,169</u></b>	<b><u>-</u></b>
<b>59 - INTERFUND &amp; TFR OUT</b>						
10010104-59370   TFR TO RETAINED RISK FUND	1,553	1,588	1,221	1,628	1,628	-
10010104-59610   TFR TO INFORMATION TECH FUND	-	10,911	7,463	9,965	9,965	-
	<b><u>1,553</u></b>	<b><u>12,499</u></b>	<b><u>8,684</u></b>	<b><u>11,593</u></b>	<b><u>11,593</u></b>	<b><u>-</u></b>
<b>10010104 - HUMAN RELATIONS TOTAL</b>	<b>172,944</b>	<b>193,882</b>	<b>164,785</b>	<b>215,348</b>	<b>216,348</b>	<b>-</b>

	<b>FY18 Actual</b>	<b>FY19 Actual</b>	<b>FY20 Actual</b>	<b>FY20 Budget</b>	<b>FY20 Estimate</b>	<b>FY21 Proposed</b>
<b><u>10010105 - HUMAN RESOURCES</u></b>						
<b>50 - SALARIES &amp; BENEFITS</b>						
10010105-50110   SALARY - REGULAR EMPLOYEES	258,856	253,179	234,912	256,760	256,760	-
10010105-50120   SALARY - TEMPORARY EMPLOYEES	240	240	180	240	240	240
10010105-50131   REGULAR OVERTIME	-	-	-	123	123	-
10010105-50155   EDUCATIONAL INCENTIVE	4,096	3,409	555	1,300	1,300	-
10010105-50160   SEPARATION PAY	-	-	7,177	7,177	7,177	-
10010105-50210   INSURANCE	29,731	31,843	25,999	33,867	33,867	-
10010105-50220   FICA AND MEDICARE	18,410	18,623	17,613	20,574	20,574	20
10010105-50230   EMPLOYEE ALLOWANCES	-	-	180	360	-	-
10010105-50240   RHS CONTRIBUTION	1,347	1,427	1,536	1,474	1,474	2,383
10010105-50251   IMRF & SURS	29,687	27,189	25,706	27,942	27,942	-
	<b><u>342,366</u></b>	<b><u>335,908</u></b>	<b><u>313,858</u></b>	<b><u>349,817</u></b>	<b><u>349,457</u></b>	<b><u>2,643</u></b>
<b>51 - MATERIALS &amp; SUPPLIES</b>						
10010105-51100   OFFICE SUPPLIES	580	663	526	1,214	826	-
10010105-51200   PUBLICATIONS	22	-	-	274	274	-
10010105-51500   SHARED IT COSTS	2,248	-	-	-	-	-
	<b><u>2,850</u></b>	<b><u>663</u></b>	<b><u>526</u></b>	<b><u>1,488</u></b>	<b><u>1,100</u></b>	<b><u>-</u></b>
<b>52 - CONTRACTUAL SERVCES</b>						
10010105-52102   TECHNOLOGY SERVICES	3,640	4,305	4,537	4,499	4,499	-
10010105-52103   MEDICAL SERVICES	19,219	21,479	9,642	21,707	21,707	-
10010105-52199   OTHER PROFESSIONAL SERVICES	6,805	11,169	13,366	42,809	42,809	-
10010105-52310   DUES AND MEMBERSHIPS	507	868	753	1,178	1,178	-
10010105-52320   TRAVEL, EDUCATION AND TRAINING	9,036	4,889	15,736	24,140	24,500	-
10010105-52600   UTILITIES	956	1,157	-	-	388	-
10010105-52902   POSTAGE & PRINTING	229	314	128	537	537	-
10010105-52904   RECRUITING EXPENSES	5,973	26,647	11,335	14,000	14,000	-
10010105-52999   OTHER CONTRACTUAL SERVICES	5,492	8,121	3,554	8,262	8,262	-
	<b><u>51,858</u></b>	<b><u>78,949</u></b>	<b><u>59,050</u></b>	<b><u>117,132</u></b>	<b><u>117,880</u></b>	<b><u>-</u></b>
<b>59 - INTERFUND &amp; TFR OUT</b>						
10010105-59370   TFR TO RETAINED RISK FUND	3,330	3,405	2,618	3,490	3,490	-
10010105-59610   TFR TO INFORMATION TECH FUND	-	11,486	9,222	12,545	12,545	-
	<b><u>3,330</u></b>	<b><u>14,891</u></b>	<b><u>11,840</u></b>	<b><u>16,035</u></b>	<b><u>16,035</u></b>	<b><u>-</u></b>
<b>10010105 - HUMAN RESOURCES TOTAL</b>	<b>400,404</b>	<b>430,412</b>	<b>385,273</b>	<b>484,472</b>	<b>484,472</b>	<b>2,643</b>

	FY18 Actual	FY19 Actual	FY20 Actual	FY20 Budget	FY20 Estimate	FY21 Proposed
<b>10010106 - IT</b>						
<b>50 - SALARIES &amp; BENEFITS</b>						
10010106-50110   SALARY - REGULAR EMPLOYEES	474,839	-	-	-	-	-
10010106-50210   INSURANCE	45,244	-	-	-	-	-
10010106-50220   FICA AND MEDICARE	34,975	-	-	-	-	-
10010106-50240   RHS CONTRIBUTION	2,362	-	-	-	-	-
10010106-50251   IMRF & SURS	53,021	-	-	-	-	-
	<b>610,442</b>	=	=	=	=	=
<b>51 - MATERIALS &amp; SUPPLIES</b>						
10010106-51100   OFFICE SUPPLIES	886	-	-	-	-	-
10010106-51500   SHARED IT COSTS	22,229	-	10,812	-	-	-
10010106-51900   OTHER SUPPLIES	11,723	-	-	-	-	-
	<b>34,838</b>	=	<b>10,812</b>	=	=	=
<b>52 - CONTRACTUAL SERVCS</b>						
10010106-52310   DUES AND MEMBERSHIPS	200	-	-	-	-	-
10010106-52320   TRAVEL, EDUCATION AND TRAINING	1,368	-	-	-	-	-
10010106-52600   UTILITIES	1,833	-	-	-	-	-
10010106-52999   OTHER CONTRACTUAL SERVICES	1,345	-	-	-	-	-
	<b>4,747</b>	=	=	=	=	=
<b>59 - INTERFUND &amp; TFR OUT</b>						
10010106-59300   TFR TO VERF FUND	10,027	-	-	-	-	-
10010106-59370   TFR TO RETAINED RISK FUND	4,189	-	-	-	-	-
	<b>14,216</b>	=	=	=	=	=
<b>10010106 - IT TOTAL</b>	<b>664,242</b>	-	<b>10,812</b>	-	-	-



	FY18 Actual	FY19 Actual	FY20 Actual	FY20 Budget	FY20 Estimate	FY21 Proposed
<b><u>10010107 - UPTV PEG</u></b>						
<b>50 - SALARIES &amp; BENEFITS</b>						
10010107-50110   SALARY - REGULAR EMPLOYEES	-	-	-	-	-	59,253
10010107-50120   SALARY - TEMPORARY EMPLOYEES	-	-	-	-	-	16,146
10010107-50210   INSURANCE	-	-	-	-	-	11,117
10010107-50220   FICA AND MEDICARE	-	-	-	-	-	5,771
10010107-50240   RHS CONTRIBUTION	-	-	-	-	-	654
10010107-50251   IMRF & SURS	-	-	-	-	-	9,563
	=	=	=	=	=	<b><u>102,504</u></b>
<b>59 - INTERFUND &amp; TFR OUT</b>						
10010107-59610   TFR TO INFORMATION TECH FUND	-	-	-	-	-	419
	=	=	=	=	=	<b><u>419</u></b>
<b>10010107 - UPTV PEG TOTAL</b>	-	-	-	-	-	<b>102,923</b>

	<b>FY18 Actual</b>	<b>FY19 Actual</b>	<b>FY20 Actual</b>	<b>FY20 Budget</b>	<b>FY20 Estimate</b>	<b>FY21 Proposed</b>
<b><u>10010110 - PUBLIC COMMUNICATIONS</u></b>						
<b>50 - SALARIES &amp; BENEFITS</b>						
10010110-50110   SALARY - REGULAR EMPLOYEES	-	25,211	23,256	25,946	25,946	25,993
10010110-50210   INSURANCE	-	4,565	4,067	5,088	5,088	4,632
10010110-50220   FICA AND MEDICARE	-	1,776	1,611	1,985	1,985	1,989
10010110-50251   IMRF & SURS	-	2,572	2,480	2,696	2,696	3,296
	=	<b><u>34,125</u></b>	<b><u>31,413</u></b>	<b><u>35,715</u></b>	<b><u>35,715</u></b>	<b><u>35,910</u></b>
<b>51 - MATERIALS &amp; SUPPLIES</b>						
10010110-51100   OFFICE SUPPLIES	-	9	13	195	195	200
	=	<b><u>9</u></b>	<b><u>13</u></b>	<b><u>195</u></b>	<b><u>195</u></b>	<b><u>200</u></b>
<b>52 - CONTRACTUAL SERVCS</b>						
10010110-52102   TECHNOLOGY SERVICES	-	316	-	-	-	-
10010110-52310   DUES AND MEMBERSHIPS	-	-	50	150	150	154
10010110-52320   TRAVEL, EDUCATION AND TRAINING	-	128	-	500	500	511
10010110-52909   ADV/MKTING/PUBLIC EDUCATION	-	10,000	7,230	9,380	9,380	9,587
	=	<b><u>10,444</u></b>	<b><u>7,280</u></b>	<b><u>10,030</u></b>	<b><u>10,030</u></b>	<b><u>10,252</u></b>
<b>59 - INTERFUND &amp; TFR OUT</b>						
10010110-59610   TFR TO INFORMATION TECH FUND	-	-	2,400	3,265	3,265	2,941
	=	<b><u>-</u></b>	<b><u>2,400</u></b>	<b><u>3,265</u></b>	<b><u>3,265</u></b>	<b><u>2,941</u></b>
<b>10010110 - PUBLIC COMMUNICATIONS TOTAL</b>	-	<b>44,578</b>	<b>41,106</b>	<b>49,205</b>	<b>49,205</b>	<b>49,303</b>

# HUMAN RESOURCES & FINANCE DEPARTMENT

---

*The City of Urbana Human Resources & Finance Department is committed to maintaining the fiscal stability of the City, supporting our employees, and supporting human rights and equity.*

---

## Overview & Services

The Human Resources & Finance Department consists of four divisions: Administrative Services, which includes Parking Enforcement; Financial Services; Human Resources; and Human Relations.

### **Administration (10015150)**

- Coordinate development of the City's annual budget and support development of the Capital Improvement Plan.
- Manage adjustments to the budget, as needed, throughout the year, consistent with the City Code and established policies.
- Prepare an annual Financial Forecast to provide context for the budget process.
- Perform other financial planning and analysis.
- Recommend and implement Financial Policies approved by the City Council.
- Provide centralized coordination and policy adherence for the City's decentralized purchasing functions.
- Manage the City's investment portfolio, ensuring that cash is available as needed.
- Coordinate risk management activities, selecting appropriate insurance and maintaining reserves for uninsured losses.
- Prepare the City's annual property tax levy.
- Provide financial advice related to economic development projects.
- Serve as Treasurer (through the Finance Director) for the City's Police and Fire Pension Funds.

### **Administrative Services (10015151 and 10015153)**

- Serve as the public point of contact for the Finance Department, including accepting payments and responding to various inquiries.
- Collect parking fines and payments for permit parking.
- Coordinate with Public Works staff on overall management of the parking system.
- Enforce parking regulations and manage disputes about parking violations.
- Manage the City's permit parking program.
- Maintain the City's Fee Schedule, including recommending updates to City fees.
- Respond to routine, small value liability insurance claims.
- Manage certain licensing functions, including taxi, hotel/motel, amusement devices, and video gaming terminal licenses. Support liquor licenses renewals.

### **Financial Services (10015152)**

- Invoice customers for amounts due the City and follow up to collect, as necessary.
- Coordinate with the Urbana-Champaign Sanitary District, which invoices for Sewer and Stormwater Fees, and the City's recycling Tax.
- Manage payments to City vendors.
- Manage the City's payroll system and employee payroll.
- Prepare various financial reports including monthly vendor payment reports, quarterly financial reports, and other reports, as required.
- Manage the City's external audit and provide a comprehensive annual financial report (CAFR) annually.
- Maintain the general ledger accounting system for the City and the Urbana Free Library.

### **Human Resources (10010155)**

- Provide human resources support for the City of Urbana and the Urbana Free Library.
- Manage employee compensation and benefits for the City.
- Manage employee relations and provide leadership for collective bargaining and contract administration with three labor unions:
  - Fraternal Order of Police (FOP)
  - International Association of Firefighters (IAFF)
  - American Federation of State, County, and Municipal Employees (AFSCME)
- Coordinate all City hiring including testing, interviewing, and evaluation of applicants with department staff, and promote diversity in the City's workforce.
- Review and coordinate with third party administrator on all workers compensation claims.
- Provide training programs for City staff.
- Orient new employees and coordinate separation with departing employees.
- Lead the City's Insured Benefits Committee, which includes representatives of all employee groups, in review of insurance proposals and long-term benefit strategies.
- Staff the following commission:
  - Civil Service Commission.

### **Human Relations (10010156)**

- Enforce the Human Rights Ordinance.
- Promote diversity in the City's contracting and purchasing.
- Prepare vendor workforce statistics for review by Human relations Commission related to Equal Employment Opportunity (EEO) contract compliance.
- Plan community events, including job training and expungement workshops. Participate in planning other community events.

- Improve police/community relations by planning general outreach and addressing concerns before they become formalized complaints with CPRB.
- Staff the following boards and commissions:
  - Citizen Police Review Board (CPRB)
  - Human Relations Commission (HRC)

### **Contact Information**

<b>Business Hours</b>	<b>Address</b>	<b>Phone Number</b>
Monday - Friday 8AM - 5PM	400 S Vine St, Urbana, IL 61801	(217) 384-2455

	<b>FY18 Actual</b>	<b>FY19 Actual</b>	<b>FY20 Actual</b>	<b>FY20 Budget</b>	<b>FY20 Estimate</b>	<b>FY21 Proposed</b>
<b>15 - HUMAN RESOURCES &amp; FINANCE DEPT SUMMARY</b>						
<b><u>10015150 - HUMAN RESOURCES &amp; FINANCE ADM</u></b>						
50 - SALARIES & BENEFITS	243,282	252,583	236,659	268,436	268,256	358,896
51 - MATERIALS & SUPPLIES	19,776	3,415	3,298	7,606	7,606	5,044
52 - CONTRACTUAL SERVCS	342,997	224,857	180,829	200,779	200,959	178,018
59 - INTERFUND & TFR OUT	22,629	92,241	11,453	15,240	15,240	19,048
	<b><u>628,684</u></b>	<b><u>573,096</u></b>	<b><u>432,240</u></b>	<b><u>492,061</u></b>	<b><u>492,061</u></b>	<b><u>561,006</u></b>
<b><u>10015151 - ADMINISTRATIVE SERVICES</u></b>						
50 - SALARIES & BENEFITS	282,525	246,437	223,496	250,080	249,990	253,363
51 - MATERIALS & SUPPLIES	3,318	7,679	8,207	10,300	10,300	10,300
52 - CONTRACTUAL SERVCS	27,243	43,263	52,123	95,513	95,787	61,404
59 - INTERFUND & TFR OUT	5,337	3,589	15,761	22,632	22,632	19,790
	<b><u>318,423</u></b>	<b><u>300,969</u></b>	<b><u>299,586</u></b>	<b><u>378,525</u></b>	<b><u>378,709</u></b>	<b><u>344,857</u></b>
<b><u>10015152 - FINANCIAL SERVICES</u></b>						
50 - SALARIES & BENEFITS	216,240	306,594	290,266	323,419	323,059	356,176
51 - MATERIALS & SUPPLIES	6,556	3,484	2,649	7,829	7,829	7,784
52 - CONTRACTUAL SERVCS	46,518	31,041	19,861	31,024	31,339	32,294
59 - INTERFUND & TFR OUT	3,993	4,083	16,748	22,275	22,275	20,843
	<b><u>273,306</u></b>	<b><u>345,202</u></b>	<b><u>329,523</u></b>	<b><u>384,547</u></b>	<b><u>384,502</u></b>	<b><u>417,097</u></b>
<b><u>10015153 - PARKING ENFORCEMENT</u></b>						
50 - SALARIES & BENEFITS	204,210	220,961	175,718	223,192	223,192	229,910
51 - MATERIALS & SUPPLIES	1,989	929	-	1,351	1,351	1,381
52 - CONTRACTUAL SERVCS	-	-	1,183	1,184	1,000	58,967
59 - INTERFUND & TFR OUT	14,533	17,187	24,313	37,271	37,271	36,420
	<b><u>220,732</u></b>	<b><u>239,077</u></b>	<b><u>201,214</u></b>	<b><u>262,998</u></b>	<b><u>262,814</u></b>	<b><u>326,678</u></b>
<b><u>10015155 - HUMAN RESOURCES</u></b>						
50 - SALARIES & BENEFITS	-	-	-	-	-	480,435
51 - MATERIALS & SUPPLIES	-	-	-	-	-	845
52 - CONTRACTUAL SERVCS	-	-	-	-	-	118,566
59 - INTERFUND & TFR OUT	-	-	-	-	-	16,144
	<b><u>=</u></b>	<b><u>=</u></b>	<b><u>=</u></b>	<b><u>=</u></b>	<b><u>=</u></b>	<b><u>615,990</u></b>
<b><u>10015156 - HUMAN RELATIONS</u></b>						
50 - SALARIES & BENEFITS	-	-	-	-	-	51,741
51 - MATERIALS & SUPPLIES	-	-	-	-	-	1,710
52 - CONTRACTUAL SERVCS	-	-	-	-	-	18,400
59 - INTERFUND & TFR OUT	-	-	-	-	-	9,784
	<b><u>=</u></b>	<b><u>=</u></b>	<b><u>=</u></b>	<b><u>=</u></b>	<b><u>=</u></b>	<b><u>81,635</u></b>
<b>15 - HUMAN RESOURCES &amp; FINANCE DEPT TOTAL</b>	<b>1,441,144</b>	<b>1,458,345</b>	<b>1,262,562</b>	<b>1,518,131</b>	<b>1,518,086</b>	<b>2,347,263</b>

	<b>FY18 Actual</b>	<b>FY19 Actual</b>	<b>FY20 Actual</b>	<b>FY20 Budget</b>	<b>FY20 Estimate</b>	<b>FY21 Proposed</b>
<b><u>10015150 - HUMAN RESOURCES &amp; FINANCE ADM</u></b>						
<b>50 - SALARIES &amp; BENEFITS</b>						
10015150-50110   SALARY - REGULAR EMPLOYEES	193,764	198,341	184,302	206,573	206,573	274,017
10015150-50210   INSURANCE	13,060	19,185	17,953	23,035	23,035	27,612
10015150-50220   FICA AND MEDICARE	14,162	14,325	13,272	15,803	15,803	20,966
10015150-50230   EMPLOYEE ALLOWANCES	-	-	90	180	-	-
10015150-50240   RHS CONTRIBUTION	-	-	1,383	1,382	1,382	1,555
10015150-50251   IMRF & SURS	22,296	20,733	19,660	21,463	21,463	34,746
	<b><u>243,282</u></b>	<b><u>252,583</u></b>	<b><u>236,659</u></b>	<b><u>268,436</u></b>	<b><u>268,256</u></b>	<b><u>358,896</u></b>
<b>51 - MATERIALS &amp; SUPPLIES</b>						
10015150-51100   OFFICE SUPPLIES	2,853	2,890	1,843	3,068	3,068	3,136
10015150-51200   PUBLICATIONS	-	-	-	400	400	409
10015150-51411   SMALL SCHEDULED EQUIPMENT	-	525	1,456	4,138	4,138	1,499
10015150-51500   SHARED IT COSTS	16,923	-	-	-	-	-
	<b><u>19,776</u></b>	<b><u>3,415</u></b>	<b><u>3,298</u></b>	<b><u>7,606</u></b>	<b><u>7,606</u></b>	<b><u>5,044</u></b>
<b>52 - CONTRACTUAL SERVCS</b>						
10015150-52102   TECHNOLOGY SERVICES	238,326	117,848	86,108	98,874	98,874	88,874
10015150-52199   OTHER PROFESSIONAL SERVICES	93,573	102,872	89,065	93,050	93,050	74,120
10015150-52310   DUES AND MEMBERSHIPS	1,428	1,095	1,314	1,314	1,314	1,124
10015150-52320   TRAVEL, EDUCATION AND TRAINING	9,190	2,440	4,341	7,541	7,721	13,900
10015150-52600   UTILITIES	479	602	-	-	-	-
	<b><u>342,997</u></b>	<b><u>224,857</u></b>	<b><u>180,829</u></b>	<b><u>200,779</u></b>	<b><u>200,959</u></b>	<b><u>178,018</u></b>
<b>59 - INTERFUND &amp; TFR OUT</b>						
10015150-59300   TFR TO VERF FUND	19,222	19,606	2,148	2,864	2,864	3,548
10015150-59370   TFR TO RETAINED RISK FUND	3,407	3,484	2,678	3,571	3,571	3,670
10015150-59600   TFR TO EQUIPMENT SERVICES	-	123	48	3	3	79
10015150-59610   TFR TO INFORMATION TECH FUND	-	69,028	6,579	8,802	8,802	11,751
	<b><u>22,629</u></b>	<b><u>92,241</u></b>	<b><u>11,453</u></b>	<b><u>15,240</u></b>	<b><u>15,240</u></b>	<b><u>19,048</u></b>
<b>10015150 - HUMAN RESOURCES &amp; FINANCE ADM TOTAL</b>	<b>628,684</b>	<b>573,096</b>	<b>432,240</b>	<b>492,061</b>	<b>492,061</b>	<b>561,006</b>

	<b>FY18 Actual</b>	<b>FY19 Actual</b>	<b>FY20 Actual</b>	<b>FY20 Budget</b>	<b>FY20 Estimate</b>	<b>FY21 Proposed</b>
<b><u>10015151 - ADMINISTRATIVE SERVICES</u></b>						
<b>50 - SALARIES &amp; BENEFITS</b>						
10015151-50110   SALARY - REGULAR EMPLOYEES	219,459	191,072	176,537	196,930	196,930	196,961
10015151-50210   INSURANCE	20,433	16,882	13,044	16,002	16,002	14,802
10015151-50220   FICA AND MEDICARE	16,135	15,433	13,514	15,065	15,065	15,072
10015151-50230   EMPLOYEE ALLOWANCES	-	-	45	90	-	-
10015151-50240   RHS CONTRIBUTION	1,507	1,516	1,533	1,532	1,532	1,553
10015151-50251   IMRF & SURS	24,990	21,534	18,823	20,461	20,461	24,975
	<b><u>282,525</u></b>	<b><u>246,437</u></b>	<b><u>223,496</u></b>	<b><u>250,080</u></b>	<b><u>249,990</u></b>	<b><u>253,363</u></b>
<b>51 - MATERIALS &amp; SUPPLIES</b>						
10015151-51900   OTHER SUPPLIES	3,318	7,679	8,207	10,300	10,300	10,300
	<b><u>3,318</u></b>	<b><u>7,679</u></b>	<b><u>8,207</u></b>	<b><u>10,300</u></b>	<b><u>10,300</u></b>	<b><u>10,300</u></b>
<b>52 - CONTRACTUAL SERVICES</b>						
10015151-52102   TECHNOLOGY SERVICES	1,336	6,670	24,139	30,938	31,122	13,042
10015151-52199   OTHER PROFESSIONAL SERVICES	1,034	2,334	646	2,892	2,892	2,892
10015151-52310   DUES AND MEMBERSHIPS	250	250	250	250	250	250
10015151-52320   TRAVEL, EDUCATION AND TRAINING	2,312	1,327	1,898	1,960	2,050	2,050
10015151-52600   UTILITIES	1,116	1,191	-	-	-	-
10015151-52902   POSTAGE & PRINTING	-	356	44	1,000	1,000	1,000
10015151-52907   CREDIT CARD & BANK FEES	21,194	11,993	10,773	31,888	31,888	15,000
10015151-52999   OTHER CONTRACTUAL SERVICES	-	19,142	14,372	26,585	26,585	27,170
	<b><u>27,243</u></b>	<b><u>43,263</u></b>	<b><u>52,123</u></b>	<b><u>95,513</u></b>	<b><u>95,787</u></b>	<b><u>61,404</u></b>
<b>59 - INTERFUND &amp; TFR OUT</b>						
10015151-59370   TFR TO RETAINED RISK FUND	3,228	3,301	2,538	3,384	3,384	3,478
10015151-59600   TFR TO EQUIPMENT SERVICES	2,109	288	209	1,782	1,782	1,178
10015151-59610   TFR TO INFORMATION TECH FUND	-	-	13,014	17,466	17,466	15,134
	<b><u>5,337</u></b>	<b><u>3,589</u></b>	<b><u>15,761</u></b>	<b><u>22,632</u></b>	<b><u>22,632</u></b>	<b><u>19,790</u></b>
<b>10015151 - ADMINISTRATIVE SERVICES TOTAL</b>	<b>318,423</b>	<b>300,969</b>	<b>299,586</b>	<b>378,525</b>	<b>378,709</b>	<b>344,857</b>



	<b>FY18 Actual</b>	<b>FY19 Actual</b>	<b>FY20 Actual</b>	<b>FY20 Budget</b>	<b>FY20 Estimate</b>	<b>FY21 Proposed</b>
<b><u>10015152 - FINANCIAL SERVICES</u></b>						
<b>50 - SALARIES &amp; BENEFITS</b>						
10015152-50110   SALARY - REGULAR EMPLOYEES	173,450	249,661	235,401	262,675	262,675	286,805
10015152-50210   INSURANCE	8,243	10,806	9,796	11,514	11,514	11,226
10015152-50220   FICA AND MEDICARE	12,998	18,718	18,230	20,094	20,094	22,011
10015152-50230   EMPLOYEE ALLOWANCES	-	-	180	360	-	-
10015152-50240   RHS CONTRIBUTION	1,379	1,461	1,558	1,484	1,484	1,642
10015152-50251   IMRF & SURS	20,170	25,948	25,101	27,292	27,292	34,492
	<b><u>216,240</u></b>	<b><u>306,594</u></b>	<b><u>290,266</u></b>	<b><u>323,419</u></b>	<b><u>323,059</u></b>	<b><u>356,176</u></b>
<b>51 - MATERIALS &amp; SUPPLIES</b>						
10015152-51100   OFFICE SUPPLIES	6,556	3,484	2,649	7,829	7,829	7,784
	<b><u>6,556</u></b>	<b><u>3,484</u></b>	<b><u>2,649</u></b>	<b><u>7,829</u></b>	<b><u>7,829</u></b>	<b><u>7,784</u></b>
<b>52 - CONTRACTUAL SERVCS</b>						
10015152-52310   DUES AND MEMBERSHIPS	250	500	546	546	546	500
10015152-52320   TRAVEL, EDUCATION AND TRAINING	1,811	8,567	3,831	6,440	6,800	7,300
10015152-52500   INTERGOVERNMENTAL AND AGENCY	8	-	-	-	-	-
10015152-52600   UTILITIES	479	512	-	123	123	126
10015152-52902   POSTAGE & PRINTING	23,567	19,102	14,229	22,615	22,615	23,113
10015152-52999   OTHER CONTRACTUAL SERVICES	20,403	2,360	1,255	1,300	1,255	1,255
	<b><u>46,518</u></b>	<b><u>31,041</u></b>	<b><u>19,861</u></b>	<b><u>31,024</u></b>	<b><u>31,339</u></b>	<b><u>32,294</u></b>
<b>59 - INTERFUND &amp; TFR OUT</b>						
10015152-59300   TFR TO VERF FUND	-	-	592	789	789	977
10015152-59370   TFR TO RETAINED RISK FUND	3,993	4,083	3,139	4,185	4,185	4,301
10015152-59610   TFR TO INFORMATION TECH FUND	-	-	13,017	17,301	17,301	15,565
	<b><u>3,993</u></b>	<b><u>4,083</u></b>	<b><u>16,748</u></b>	<b><u>22,275</u></b>	<b><u>22,275</u></b>	<b><u>20,843</u></b>
<b>10015152 - FINANCIAL SERVICES TOTAL</b>	<b>273,306</b>	<b>345,202</b>	<b>329,523</b>	<b>384,547</b>	<b>384,502</b>	<b>417,097</b>

	<b>FY18 Actual</b>	<b>FY19 Actual</b>	<b>FY20 Actual</b>	<b>FY20 Budget</b>	<b>FY20 Estimate</b>	<b>FY21 Proposed</b>
<b><u>10015153 - PARKING ENFORCEMENT</u></b>						
<b>50 - SALARIES &amp; BENEFITS</b>						
10015153-50110   SALARY - REGULAR EMPLOYEES	147,999	149,701	124,167	159,713	159,713	162,414
10015153-50156   BONUS	-	10,000	-	-	-	-
10015153-50210   INSURANCE	28,691	30,171	26,650	32,067	32,067	31,800
10015153-50220   FICA AND MEDICARE	10,486	12,087	8,919	12,218	12,218	12,428
10015153-50230   EMPLOYEE ALLOWANCES	-	1,801	2,600	2,600	2,600	2,672
10015153-50251   IMRF & SURS	17,033	17,201	13,381	16,594	16,594	20,596
	<b><u>204,210</u></b>	<b><u>220,961</u></b>	<b><u>175,718</u></b>	<b><u>223,192</u></b>	<b><u>223,192</u></b>	<b><u>229,910</u></b>
<b>51 - MATERIALS &amp; SUPPLIES</b>						
10015153-51410   SMALL TOOLS & EQUIPMENT	-	-	-	1,351	1,351	1,381
10015153-51600   UNIFORMS	1,989	929	-	-	-	-
	<b><u>1,989</u></b>	<b><u>929</u></b>	<b><u>-</u></b>	<b><u>1,351</u></b>	<b><u>1,351</u></b>	<b><u>1,381</u></b>
<b>52 - CONTRACTUAL SERVCS</b>						
10015153-52102   TECHNOLOGY SERVICES	-	-	-	-	-	57,945
10015153-52320   TRAVEL, EDUCATION AND TRAINING	-	-	1,183	1,184	1,000	1,022
	<b><u>-</u></b>	<b><u>-</u></b>	<b><u>1,183</u></b>	<b><u>1,184</u></b>	<b><u>1,000</u></b>	<b><u>58,967</u></b>
<b>59 - INTERFUND &amp; TFR OUT</b>						
10015153-59300   TFR TO VERF FUND	-	-	5,707	7,609	7,609	8,615
10015153-59370   TFR TO RETAINED RISK FUND	2,998	3,065	2,357	3,142	3,142	3,229
10015153-59600   TFR TO EQUIPMENT SERVICES	11,535	14,122	6,440	13,213	13,213	13,881
10015153-59610   TFR TO INFORMATION TECH FUND	-	-	9,809	13,307	13,307	10,695
	<b><u>14,533</u></b>	<b><u>17,187</u></b>	<b><u>24,313</u></b>	<b><u>37,271</u></b>	<b><u>37,271</u></b>	<b><u>36,420</u></b>
<b>10015153 - PARKING ENFORCEMENT TOTAL</b>	<b>220,732</b>	<b>239,077</b>	<b>201,214</b>	<b>262,998</b>	<b>262,814</b>	<b>326,678</b>

	FY18 Actual	FY19 Actual	FY20 Actual	FY20 Budget	FY20 Estimate	FY21 Proposed
<b><u>10015155 - HUMAN RESOURCES</u></b>						
<b>50 - SALARIES &amp; BENEFITS</b>						
10015155-50110   SALARY - REGULAR EMPLOYEES	-	-	-	-	-	368,803
10015155-50120   SALARY - TEMPORARY EMPLOYEES	-	-	-	-	-	-
10015155-50131   REGULAR OVERTIME	-	-	-	-	-	127
10015155-50155   EDUCATIONAL INCENTIVE	-	-	-	-	-	1,500
10015155-50210   INSURANCE	-	-	-	-	-	40,104
10015155-50220   FICA AND MEDICARE	-	-	-	-	-	26,305
10015155-50240   RHS CONTRIBUTION	-	-	-	-	-	-
10015155-50251   IMRF & SURS	-	-	-	-	-	43,596
	=	=	=	=	=	<b><u>480,435</u></b>
<b>51 - MATERIALS &amp; SUPPLIES</b>						
10015155-51100   OFFICE SUPPLIES	-	-	-	-	-	845
10015155-51200   PUBLICATIONS	-	-	-	-	-	-
	=	=	=	=	=	<b><u>845</u></b>
<b>52 - CONTRACTUAL SERVCs</b>						
10015155-52102   TECHNOLOGY SERVICES	-	-	-	-	-	4,740
10015155-52103   MEDICAL SERVICES	-	-	-	-	-	20,000
10015155-52199   OTHER PROFESSIONAL SERVICES	-	-	-	-	-	27,750
10015155-52310   DUES AND MEMBERSHIPS	-	-	-	-	-	1,430
10015155-52320   TRAVEL, EDUCATION AND TRAINING	-	-	-	-	-	27,400
10015155-52600   UTILITIES	-	-	-	-	-	397
10015155-52902   POSTAGE & PRINTING	-	-	-	-	-	549
10015155-52904   RECRUITING EXPENSES	-	-	-	-	-	10,800
10015155-52999   OTHER CONTRACTUAL SERVICES	-	-	-	-	-	25,500
	=	=	=	=	=	<b><u>118,566</u></b>
<b>59 - INTERFUND &amp; TFR OUT</b>						
10015155-59370   TFR TO RETAINED RISK FUND	-	-	-	-	-	3,586
10015155-59610   TFR TO INFORMATION TECH FUND	-	-	-	-	-	12,558
	=	=	=	=	=	<b><u>16,144</u></b>
<b>10015155 - HUMAN RESOURCES TOTAL</b>	-	-	-	-	-	<b>615,990</b>

	FY18 Actual	FY19 Actual	FY20 Actual	FY20 Budget	FY20 Estimate	FY21 Proposed
<b><u>10015156 - HUMAN RELATIONS</u></b>						
<b>50 - SALARIES &amp; BENEFITS</b>						
10015156-50110   SALARY - REGULAR EMPLOYEES	-	-	-	-	-	42,394
10015156-50210   INSURANCE	-	-	-	-	-	727
10015156-50220   FICA AND MEDICARE	-	-	-	-	-	3,244
10015156-50251   IMRF & SURS	-	-	-	-	-	5,376
	=	=	=	=	=	<b><u>51,741</u></b>
<b>51 - MATERIALS &amp; SUPPLIES</b>						
10015156-51100   OFFICE SUPPLIES	-	-	-	-	-	710
10015156-51200   PUBLICATIONS	-	-	-	-	-	-
10015156-51900   OTHER SUPPLIES	-	-	-	-	-	1,000
	=	=	=	=	=	<b><u>1,710</u></b>
<b>52 - CONTRACTUAL SERVCS</b>						
10015156-52101   LEGAL SERVICES	-	-	-	-	-	2,000
10015156-52199   OTHER PROFESSIONAL SERVICES	-	-	-	-	-	-
10015156-52310   DUES AND MEMBERSHIPS	-	-	-	-	-	400
10015156-52320   TRAVEL, EDUCATION AND TRAINING	-	-	-	-	-	4,500
10015156-52500   INTERGOVERNMENTAL AND AGENCY	-	-	-	-	-	5,000
10015156-52600   UTILITIES	-	-	-	-	-	-
10015156-52902   POSTAGE & PRINTING	-	-	-	-	-	500
10015156-52909   ADV/MKTING/PUBLIC EDUCATION	-	-	-	-	-	5,000
10015156-52999   OTHER CONTRACTUAL SERVICES	-	-	-	-	-	1,000
	=	=	=	=	=	<b><u>18,400</u></b>
<b>59 - INTERFUND &amp; TFR OUT</b>						
10015156-59370   TFR TO RETAINED RISK FUND	-	-	-	-	-	1,673
10015156-59610   TFR TO INFORMATION TECH FUND	-	-	-	-	-	8,111
	=	=	=	=	=	<b><u>9,784</u></b>
<b>10015156 - HUMAN RELATIONS TOTAL</b>	-	-	-	-	-	<b>81,635</b>

# POLICE DEPARTMENT

---

*The mission of the Urbana Police Department is to enhance the quality of life in the City of Urbana by working cooperatively with the community and within the framework of the Constitution to enforce laws, preserve the peace, reduce the fear of crime, and provide a safe environment for all. The Urbana Police Department will continually strive for excellence in the performance of its duties through education, training, and collaboration with its citizens.*

---

## Overview & Services

The Police Department consists of three divisions: Police Support Services, Police Patrol and Police Investigations, overseen by Police Administration.

### **Police Administration (10020200)**

- Set policies and procedures for the agency
- Represent the City of Urbana in the community
- Represent the City on various boards and commissions, including the following:
  - METCAD Policy Board
  - ARMS Policy Board
- Support the following boards and commissions:
  - Traffic Commission
  - Citizen Police Review Board (CPRB)

### **Police Patrol (10020201)**

- Respond to all calls for police service
- Provide crime prevention and enforce local ordinances
- Enforce traffic laws and parking regulations
- Investigate accidents and all offenses; apprehend criminal offenders
- Provide on-call conflict management and crisis intervention services
- Participate in the centralized dispatching system (METCAD)
- Implement community policing strategy through fixed beat assignment, foot patrols, bike patrol, special details, and problem solving with citizens
- Provide METRO SWAT for a barricaded subject or hostage situation

### **Police Criminal Investigation (10020202)**

- Investigate, follow-up and write reports for major crimes (including call-outs)
  - Deaths including murder, suicide, accidents, fatal traffic crashes, and other suspicious deaths
  - Sexual assaults or abuse
  - Home Invasion

- Armed robbery of a business or armed robbery where the victim was injured
- Aggravated battery involving serious injury; i.e. shooting, stabbing, or beating, etc.
- Kidnapping; explosive devices
- Process and take evidence to Illinois State Police Laboratory
- Provide support to METRO SWAT for a barricaded subject or hostage situation
- Manage video and body camera footage

**Police Support Services (10020203 & 10020204)**

- Provide customer service and desk coverage for citizens
- Provide statistical analysis of crime data for City Council & public
- Process subpoenas for records and Freedom of Information Act requests
- Provide Live scan fingerprinting (for background, job applications, etc.)
- Process expungement orders and LEADS validations
- Register all sex offenders in the City
- Issue police clearance letters
- Provide notary services
- Provide animal control services
  - Capture running-at-large animals and trap wild animals; investigate ordinance violations
- Provide community liaison/educational services
  - Public education such as Risk Watch and Neighborhood Watch
  - Collect, transport, and process abandoned bikes; biannual bike giveaway
  - Empty drug box and package as evidence for transport to Drug Enforcement Agency

**School Resource Officers (10020211)**

- Provide school resources officers to Urbana School District #116 in the Middle School and High School, under an agreement between the City of Urbana and the School District.

**Contact Information**

<b>Business Hours</b>	<b>Address</b>	<b>Phone Number</b>
Monday – Sunday 7AM – 11PM	400 S Vine St, Urbana, IL 61801	(217) 384-2320

	<b>FY18 Actual</b>	<b>FY19 Actual</b>	<b>FY20 Actual</b>	<b>FY20 Budget</b>	<b>FY20 Estimate</b>	<b>FY21 Proposed</b>
<b>20 - POLICE SUMMARY</b>						
<b><u>10020200 - POLICE ADMINISTRATION</u></b>						
50 - SALARIES & BENEFITS	538,122	468,736	461,504	521,755	514,328	511,355
51 - MATERIALS & SUPPLIES	1,186	983	1,206	1,392	1,392	1,424
52 - CONTRACTUAL SERVCS	22,587	27,916	30,344	33,017	27,517	27,367
59 - INTERFUND & TFR OUT	325,792	329,036	83,643	113,638	113,638	141,290
	<b><u>887,687</u></b>	<b><u>826,671</u></b>	<b><u>576,697</u></b>	<b><u>669,802</u></b>	<b><u>656,875</u></b>	<b><u>681,436</u></b>
<b><u>10020201 - POLICE PATROL</u></b>						
50 - SALARIES & BENEFITS	5,334,656	5,380,510	5,110,993	6,468,493	6,432,515	6,143,870
51 - MATERIALS & SUPPLIES	57,176	45,529	43,751	88,501	94,451	74,712
52 - CONTRACTUAL SERVCS	658,806	676,082	661,651	715,717	697,657	677,417
59 - INTERFUND & TFR OUT	303,919	311,211	453,842	657,578	657,578	651,908
	<b><u>6,354,556</u></b>	<b><u>6,413,333</u></b>	<b><u>6,270,237</u></b>	<b><u>7,930,289</u></b>	<b><u>7,882,201</u></b>	<b><u>7,547,907</u></b>
<b><u>10020202 - POLICE CRIMINAL INVESTIGATION</u></b>						
50 - SALARIES & BENEFITS	1,168,048	1,136,642	1,102,469	1,367,100	1,364,210	1,345,761
51 - MATERIALS & SUPPLIES	2,846	1,550	2,214	3,090	3,090	3,158
52 - CONTRACTUAL SERVCS	22,394	30,888	26,433	33,053	32,603	38,129
59 - INTERFUND & TFR OUT	71,826	59,745	95,177	137,397	137,397	133,024
	<b><u>1,265,113</u></b>	<b><u>1,228,825</u></b>	<b><u>1,226,292</u></b>	<b><u>1,540,640</u></b>	<b><u>1,537,300</u></b>	<b><u>1,520,072</u></b>
<b><u>10020203 - POLICE SUPPORT SERVICES</u></b>						
50 - SALARIES & BENEFITS	770,646	715,581	664,748	871,639	826,266	916,723
51 - MATERIALS & SUPPLIES	54,395	17,209	19,017	26,722	26,722	23,657
52 - CONTRACTUAL SERVCS	15,203	18,189	11,299	25,987	25,987	26,562
59 - INTERFUND & TFR OUT	42,411	232,816	67,481	92,404	92,404	84,486
	<b><u>882,655</u></b>	<b><u>983,794</u></b>	<b><u>762,544</u></b>	<b><u>1,016,752</u></b>	<b><u>971,379</u></b>	<b><u>1,051,428</u></b>
<b><u>10020204 - POLICE ANIMAL CONTROL</u></b>						
50 - SALARIES & BENEFITS	63,238	68,787	58,690	67,090	67,090	70,410
51 - MATERIALS & SUPPLIES	869	569	-	1,033	1,033	556
52 - CONTRACTUAL SERVCS	39,639	41,021	40,007	43,444	43,444	43,367
59 - INTERFUND & TFR OUT	7,368	6,530	10,660	19,155	19,155	19,165
	<b><u>111,114</u></b>	<b><u>116,908</u></b>	<b><u>109,358</u></b>	<b><u>130,722</u></b>	<b><u>130,722</u></b>	<b><u>133,498</u></b>
<b><u>10020211 - SCHOOL RESOURCE OFFICERS</u></b>						
50 - SALARIES & BENEFITS	-	-	92,592	153,604	118,392	242,028
51 - MATERIALS & SUPPLIES	-	-	3,598	7,498	7,498	581
52 - CONTRACTUAL SERVCS	-	-	2,616	3,280	3,280	3,353
59 - INTERFUND & TFR OUT	-	-	-	109,438	109,438	16,887
	<b><u>-</u></b>	<b><u>-</u></b>	<b><u>98,805</u></b>	<b><u>273,820</u></b>	<b><u>238,608</u></b>	<b><u>262,849</u></b>
<b>20 - POLICE TOTAL</b>	<b>9,501,126</b>	<b>9,569,531</b>	<b>9,043,934</b>	<b>11,562,025</b>	<b>11,417,085</b>	<b>11,197,190</b>

	<b>FY18 Actual</b>	<b>FY19 Actual</b>	<b>FY20 Actual</b>	<b>FY20 Budget</b>	<b>FY20 Estimate</b>	<b>FY21 Proposed</b>
<b><u>10020200 - POLICE ADMINISTRATION</u></b>						
<b>50 - SALARIES &amp; BENEFITS</b>						
10020200-50110   SALARY - REGULAR EMPLOYEES	387,655	358,170	315,273	307,175	307,175	351,968
10020200-50160   SEPARATION PAY	-	-	49,297	49,297	49,297	-
10020200-50210   INSURANCE	21,901	28,230	18,682	32,888	32,888	17,400
10020200-50220   FICA AND MEDICARE	8,592	8,233	7,957	9,061	9,061	9,039
10020200-50230   EMPLOYEE ALLOWANCES	2,612	2,192	2,402	2,402	2,402	2,469
10020200-50240   RHS CONTRIBUTION	34,743	3,466	3,551	3,388	3,388	3,616
10020200-50251   IMRF & SURS	6,804	6,495	5,999	6,523	6,523	8,045
10020200-50252   POLICE PENSION	75,815	61,951	58,343	111,021	103,594	118,818
	<b><u>538,122</u></b>	<b><u>468,736</u></b>	<b><u>461,504</u></b>	<b><u>521,755</u></b>	<b><u>514,328</u></b>	<b><u>511,355</u></b>
<b>51 - MATERIALS &amp; SUPPLIES</b>						
10020200-51200   PUBLICATIONS	124	139	-	153	153	157
10020200-51900   OTHER SUPPLIES	1,063	844	1,206	1,239	1,239	1,267
	<b><u>1,186</u></b>	<b><u>983</u></b>	<b><u>1,206</u></b>	<b><u>1,392</u></b>	<b><u>1,392</u></b>	<b><u>1,424</u></b>
<b>52 - CONTRACTUAL SERVCS</b>						
10020200-52310   DUES AND MEMBERSHIPS	10,497	10,202	10,735	11,050	11,050	11,294
10020200-52320   TRAVEL, EDUCATION AND TRAINING	5,252	3,834	2,409	4,601	4,601	9,703
10020200-52500   INTERGOVERNMENTAL AND AGENCY	6,200	13,200	17,200	17,200	11,700	6,200
10020200-52600   UTILITIES	637	680	-	166	166	170
	<b><u>22,587</u></b>	<b><u>27,916</u></b>	<b><u>30,344</u></b>	<b><u>33,017</u></b>	<b><u>27,517</u></b>	<b><u>27,367</u></b>
<b>59 - INTERFUND &amp; TFR OUT</b>						
10020200-59300   TFR TO VERF FUND	310,666	316,879	64,328	85,770	85,770	106,239
10020200-59370   TFR TO RETAINED RISK FUND	10,199	10,428	8,152	10,869	10,869	11,168
10020200-59600   TFR TO EQUIPMENT SERVICES	4,927	1,729	2,415	5,165	5,165	3,748
10020200-59610   TFR TO INFORMATION TECH FUND	-	-	8,749	11,834	11,834	20,135
	<b><u>325,792</u></b>	<b><u>329,036</u></b>	<b><u>83,643</u></b>	<b><u>113,638</u></b>	<b><u>113,638</u></b>	<b><u>141,290</u></b>
<b>10020200 - POLICE ADMINISTRATION TOTAL</b>	<b>887,687</b>	<b>826,671</b>	<b>576,697</b>	<b>669,802</b>	<b>656,875</b>	<b>681,436</b>



	<b>FY18 Actual</b>	<b>FY19 Actual</b>	<b>FY20 Actual</b>	<b>FY20 Budget</b>	<b>FY20 Estimate</b>	<b>FY21 Proposed</b>
<b><u>10020201 - POLICE PATROL</u></b>						
<b>50 - SALARIES &amp; BENEFITS</b>						
10020201-50110   SALARY - REGULAR EMPLOYEES	3,432,189	3,596,504	3,227,517	3,662,363	3,664,961	3,676,658
10020201-50131   REGULAR OVERTIME	208,645	196,941	203,789	185,472	185,472	190,573
10020201-50132   STEP OVERTIME	33,944	30,830	20,375	31,601	31,601	32,471
10020201-50133   OVERTIME TRAINING	30,884	31,316	20,695	30,675	30,675	31,519
10020201-50151   HOLIDAY PAY	158,818	177,180	136,581	181,360	181,360	186,348
10020201-50156   BONUS	-	-	-	1,023	1,023	1,052
10020201-50160   SEPARATION PAY	-	-	66,581	66,581	63,983	-
10020201-50210   INSURANCE	356,964	394,071	337,706	425,843	425,843	389,846
10020201-50211   PSEBA	38,999	37,153	40,410	41,016	41,016	42,144
10020201-50220   FICA AND MEDICARE	52,878	58,268	51,209	60,087	60,087	53,335
10020201-50230   EMPLOYEE ALLOWANCES	43,228	50,731	54,705	58,913	58,913	60,534
10020201-50240   RHS CONTRIBUTION	1,064	2,148	2,253	2,229	2,229	2,281
10020201-50252   POLICE PENSION	977,043	805,368	949,172	1,721,330	1,685,352	1,477,109
	<b><u>5,334,656</u></b>	<b><u>5,380,510</u></b>	<b><u>5,110,993</u></b>	<b><u>6,468,493</u></b>	<b><u>6,432,515</u></b>	<b><u>6,143,870</u></b>
<b>51 - MATERIALS &amp; SUPPLIES</b>						
10020201-51410   SMALL TOOLS & EQUIPMENT	-	5,219	5,219	10,760	10,760	-
10020201-51600   UNIFORMS	44,513	28,289	30,109	64,448	70,398	61,126
10020201-51900   OTHER SUPPLIES	12,663	12,022	8,423	13,293	13,293	13,586
	<b><u>57,176</u></b>	<b><u>45,529</u></b>	<b><u>43,751</u></b>	<b><u>88,501</u></b>	<b><u>94,451</u></b>	<b><u>74,712</u></b>
<b>52 - CONTRACTUAL SERVCS</b>						
10020201-52103   MEDICAL SERVICES	-	19,366	113	7,172	7,172	7,037
10020201-52202   EQUIPMENT REPAIR & MAINT	6,675	6,774	4,752	6,926	6,926	7,079
10020201-52320   TRAVEL, EDUCATION AND TRAINING	22,330	23,533	19,877	47,604	29,544	25,194
10020201-52500   INTERGOVERNMENTAL AND AGENCY	612,278	615,115	627,580	634,419	634,419	622,885
10020201-52600   UTILITIES	13,219	7,524	5,986	13,508	13,508	10,000
10020201-52999   OTHER CONTRACTUAL SERVICES	4,304	3,770	3,343	6,088	6,088	5,222
	<b><u>658,806</u></b>	<b><u>676,082</u></b>	<b><u>661,651</u></b>	<b><u>715,717</u></b>	<b><u>697,657</u></b>	<b><u>677,417</u></b>
<b>59 - INTERFUND &amp; TFR OUT</b>						
10020201-59300   TFR TO VERF FUND	-	6,836	126,371	168,494	168,494	192,894
10020201-59370   TFR TO RETAINED RISK FUND	146,006	149,291	114,767	153,023	153,023	157,232
10020201-59600   TFR TO EQUIPMENT SERVICES	157,913	155,084	105,397	188,831	188,831	180,713
10020201-59610   TFR TO INFORMATION TECH FUND	-	-	107,307	147,230	147,230	121,069
	<b><u>303,919</u></b>	<b><u>311,211</u></b>	<b><u>453,842</u></b>	<b><u>657,578</u></b>	<b><u>657,578</u></b>	<b><u>651,908</u></b>
<b>10020201 - POLICE PATROL TOTAL</b>	<b>6,354,556</b>	<b>6,413,333</b>	<b>6,270,237</b>	<b>7,930,289</b>	<b>7,882,201</b>	<b>7,547,907</b>

	<b>FY18 Actual</b>	<b>FY19 Actual</b>	<b>FY20 Actual</b>	<b>FY20 Budget</b>	<b>FY20 Estimate</b>	<b>FY21 Proposed</b>
<b><u>10020202 - POLICE CRIMINAL INVESTIGATION</u></b>						
<b>50 - SALARIES &amp; BENEFITS</b>						
10020202-50110   SALARY - REGULAR EMPLOYEES	814,474	823,282	741,681	852,693	852,693	855,512
10020202-50131   REGULAR OVERTIME	30,125	40,837	59,563	41,756	41,756	42,905
10020202-50151   HOLIDAY PAY	10,070	9,679	8,856	11,000	11,000	11,303
10020202-50152   STANDBY PAY	12,480	12,240	11,280	13,694	13,694	14,071
10020202-50160   SEPARATION PAY	-	-	3,150	3,150	3,150	-
10020202-50210   INSURANCE	73,135	65,594	53,627	71,064	71,064	70,608
10020202-50220   FICA AND MEDICARE	17,422	19,682	18,383	22,702	22,702	19,544
10020202-50230   EMPLOYEE ALLOWANCES	10,238	7,672	12,143	13,438	13,438	13,808
10020202-50240   RHS CONTRIBUTION	7,298	1,841	1,890	1,876	1,876	1,869
10020202-50251   IMRF & SURS	12,407	11,918	11,163	11,928	11,928	14,588
10020202-50252   POLICE PENSION	180,399	143,897	180,733	323,799	320,909	301,553
	<b><u>1,168,048</u></b>	<b><u>1,136,642</u></b>	<b><u>1,102,469</u></b>	<b><u>1,367,100</u></b>	<b><u>1,364,210</u></b>	<b><u>1,345,761</u></b>
<b>51 - MATERIALS &amp; SUPPLIES</b>						
10020202-51410   SMALL TOOLS & EQUIPMENT	1,313	183	692	818	818	836
10020202-51600   UNIFORMS	1,533	1,368	1,522	2,272	2,272	2,322
	<b><u>2,846</u></b>	<b><u>1,550</u></b>	<b><u>2,214</u></b>	<b><u>3,090</u></b>	<b><u>3,090</u></b>	<b><u>3,158</u></b>
<b>52 - CONTRACTUAL SERVCS</b>						
10020202-52102   TECHNOLOGY SERVICES	4,172	10,050	10,285	10,726	10,276	13,003
10020202-52199   OTHER PROFESSIONAL SERVICES	3,386	6,176	2,782	7,368	7,368	9,837
10020202-52202   EQUIPMENT REPAIR & MAINT	1,785	780	1,462	1,534	1,534	1,568
10020202-52320   TRAVEL, EDUCATION AND TRAINING	10,499	11,160	11,904	12,765	12,765	13,046
10020202-52600   UTILITIES	2,551	2,722	-	660	660	675
	<b><u>22,394</u></b>	<b><u>30,888</u></b>	<b><u>26,433</u></b>	<b><u>33,053</u></b>	<b><u>32,603</u></b>	<b><u>38,129</u></b>
<b>59 - INTERFUND &amp; TFR OUT</b>						
10020202-59300   TFR TO VERF FUND	-	-	11,773	15,697	15,697	19,445
10020202-59370   TFR TO RETAINED RISK FUND	40,573	41,486	31,892	42,523	42,523	43,693
10020202-59600   TFR TO EQUIPMENT SERVICES	31,253	18,259	16,748	32,513	32,513	29,622
10020202-59610   TFR TO INFORMATION TECH FUND	-	-	34,765	46,664	46,664	40,264
	<b><u>71,826</u></b>	<b><u>59,745</u></b>	<b><u>95,177</u></b>	<b><u>137,397</u></b>	<b><u>137,397</u></b>	<b><u>133,024</u></b>
<b>10020202 - POLICE CRIMINAL INVESTIGATION TOTAL</b>	<b>1,265,113</b>	<b>1,228,825</b>	<b>1,226,292</b>	<b>1,540,640</b>	<b>1,537,300</b>	<b>1,520,072</b>

	<b>FY18 Actual</b>	<b>FY19 Actual</b>	<b>FY20 Actual</b>	<b>FY20 Budget</b>	<b>FY20 Estimate</b>	<b>FY21 Proposed</b>
<b><u>10020203 - POLICE SUPPORT SERVICES</u></b>						
<b>50 - SALARIES &amp; BENEFITS</b>						
10020203-50110   SALARY - REGULAR EMPLOYEES	572,722	501,083	508,385	601,930	601,930	613,864
10020203-50120   SALARY - TEMPORARY EMPLOYEES	1,413	7,172	500	10,000	10,000	54,700
10020203-50131   REGULAR OVERTIME	6,510	11,494	6,705	15,705	15,705	16,137
10020203-50156   BONUS	-	15,000	-	-	-	-
10020203-50160   SEPARATION PAY	-	-	8,493	8,493	8,493	-
10020203-50210   INSURANCE	65,609	58,814	57,878	72,510	72,510	71,586
10020203-50220   FICA AND MEDICARE	35,874	38,257	32,340	48,382	48,382	44,436
10020203-50230   EMPLOYEE ALLOWANCES	2,750	3,900	3,900	3,988	3,988	4,098
10020203-50240   RHS CONTRIBUTION	2,410	2,460	2,456	1,356	1,356	2,472
10020203-50251   IMRF & SURS	53,840	52,640	44,091	63,902	63,902	63,746
10020203-50252   POLICE PENSION	29,518	24,760	-	45,373	-	45,684
	<b><u>770,646</u></b>	<b><u>715,581</u></b>	<b><u>664,748</u></b>	<b><u>871,639</u></b>	<b><u>826,266</u></b>	<b><u>916,723</u></b>
<b>51 - MATERIALS &amp; SUPPLIES</b>						
10020203-51100   OFFICE SUPPLIES	5,053	7,940	4,964	9,046	9,046	9,246
10020203-51500   SHARED IT COSTS	38,633	-	-	-	-	-
10020203-51900   OTHER SUPPLIES	10,708	9,269	14,052	17,676	17,676	14,411
	<b><u>54,395</u></b>	<b><u>17,209</u></b>	<b><u>19,017</u></b>	<b><u>26,722</u></b>	<b><u>26,722</u></b>	<b><u>23,657</u></b>
<b>52 - CONTRACTUAL SERVCS</b>						
10020203-52102   TECHNOLOGY SERVICES	-	2,797	1,198	3,682	3,682	3,764
10020203-52202   EQUIPMENT REPAIR & MAINT	1,378	1,455	461	3,108	3,108	3,177
10020203-52600   UTILITIES	2,072	2,211	-	537	537	549
10020203-52902   POSTAGE & PRINTING	377	499	486	1,652	1,652	1,689
10020203-52903   COMMUNICATION SERVICES	11,376	11,227	9,154	17,008	17,008	17,383
	<b><u>15,203</u></b>	<b><u>18,189</u></b>	<b><u>11,299</u></b>	<b><u>25,987</u></b>	<b><u>25,987</u></b>	<b><u>26,562</u></b>
<b>59 - INTERFUND &amp; TFR OUT</b>						
10020203-59321   TFR TO ARMS PROGRAMMING FUND	23,374	30,284	20,820	27,760	27,760	28,524
10020203-59370   TFR TO RETAINED RISK FUND	13,332	13,632	10,480	13,973	13,973	14,358
10020203-59600   TFR TO EQUIPMENT SERVICES	5,705	5,410	3,488	6,249	6,249	6,508
10020203-59610   TFR TO INFORMATION TECH FUND	-	183,490	32,693	44,422	44,422	35,096
	<b><u>42,411</u></b>	<b><u>232,816</u></b>	<b><u>67,481</u></b>	<b><u>92,404</u></b>	<b><u>92,404</u></b>	<b><u>84,486</u></b>
<b>10020203 - POLICE SUPPORT SERVICES TOTAL</b>	<b>882,655</b>	<b>983,794</b>	<b>762,544</b>	<b>1,016,752</b>	<b>971,379</b>	<b>1,051,428</b>

	<b>FY18 Actual</b>	<b>FY19 Actual</b>	<b>FY20 Actual</b>	<b>FY20 Budget</b>	<b>FY20 Estimate</b>	<b>FY21 Proposed</b>
<b><u>10020204 - POLICE ANIMAL CONTROL</u></b>						
<b>50 - SALARIES &amp; BENEFITS</b>						
10020204-50110   SALARY - REGULAR EMPLOYEES	46,765	48,345	44,121	49,093	49,093	51,421
10020204-50131   REGULAR OVERTIME	912	838	-	1,196	1,196	1,229
10020204-50156   BONUS	-	2,500	-	-	-	-
10020204-50210   INSURANCE	6,530	6,865	5,834	7,294	7,294	6,636
10020204-50220   FICA AND MEDICARE	3,549	4,022	3,382	3,756	3,756	3,935
10020204-50230   EMPLOYEE ALLOWANCES	-	650	650	650	650	668
10020204-50251   IMRF & SURS	5,483	5,568	4,704	5,101	5,101	6,521
	<b><u>63,238</u></b>	<b><u>68,787</u></b>	<b><u>58,690</u></b>	<b><u>67,090</u></b>	<b><u>67,090</u></b>	<b><u>70,410</u></b>
<b>51 - MATERIALS &amp; SUPPLIES</b>						
10020204-51600   UNIFORMS	869	569	-	1,033	1,033	556
	<b><u>869</u></b>	<b><u>569</u></b>	<b><u>-</u></b>	<b><u>1,033</u></b>	<b><u>1,033</u></b>	<b><u>556</u></b>
<b>52 - CONTRACTUAL SERVCES</b>						
10020204-52199   OTHER PROFESSIONAL SERVICES	-	-	-	-	-	500
10020204-52999   OTHER CONTRACTUAL SERVICES	39,639	41,021	40,007	43,444	43,444	42,867
	<b><u>39,639</u></b>	<b><u>41,021</u></b>	<b><u>40,007</u></b>	<b><u>43,444</u></b>	<b><u>43,444</u></b>	<b><u>43,367</u></b>
<b>59 - INTERFUND &amp; TFR OUT</b>						
10020204-59300   TFR TO VERF FUND	-	-	5,292	7,056	7,056	8,741
10020204-59370   TFR TO RETAINED RISK FUND	1,927	1,970	1,514	2,019	2,019	2,075
10020204-59600   TFR TO EQUIPMENT SERVICES	5,441	4,560	880	6,127	6,127	4,965
10020204-59610   TFR TO INFORMATION TECH FUND	-	-	2,974	3,953	3,953	3,384
	<b><u>7,368</u></b>	<b><u>6,530</u></b>	<b><u>10,660</u></b>	<b><u>19,155</u></b>	<b><u>19,155</u></b>	<b><u>19,165</u></b>
<b>10020204 - POLICE ANIMAL CONTROL TOTAL</b>	<b>111,114</b>	<b>116,908</b>	<b>109,358</b>	<b>130,722</b>	<b>130,722</b>	<b>133,498</b>

	FY18 Actual	FY19 Actual	FY20 Actual	FY20 Budget	FY20 Estimate	FY21 Proposed
<b><u>10020211 - SCHOOL RESOURCE OFFICERS</u></b>						
<b>50 - SALARIES &amp; BENEFITS</b>						
10020211-50110   SALARY - REGULAR EMPLOYEES	-	-	79,228	93,091	93,091	147,999
10020211-50151   HOLIDAY PAY	-	-	1,552	3,223	3,223	5,298
10020211-50210   INSURANCE	-	-	10,654	18,280	18,280	23,604
10020211-50220   FICA AND MEDICARE	-	-	1,158	1,396	1,396	2,147
10020211-50230   EMPLOYEE ALLOWANCES	-	-	-	2,402	2,402	2,469
10020211-50252   POLICE PENSION	-	-	-	35,212	-	60,511
	=	=	<b><u>92,592</u></b>	<b><u>153,604</u></b>	<b><u>118,392</u></b>	<b><u>242,028</u></b>
<b>51 - MATERIALS &amp; SUPPLIES</b>						
10020211-51600   UNIFORMS	-	-	3,598	3,598	3,598	-
10020211-51900   OTHER SUPPLIES	-	-	-	3,900	3,900	581
	=	=	<b><u>3,598</u></b>	<b><u>7,498</u></b>	<b><u>7,498</u></b>	<b><u>581</u></b>
<b>52 - CONTRACTUAL SERVCS</b>						
10020211-52103   MEDICAL SERVICES	-	-	-	200	200	205
10020211-52310   DUES AND MEMBERSHIPS	-	-	80	80	80	82
10020211-52320   TRAVEL, EDUCATION AND TRAINING	-	-	2,536	3,000	3,000	3,066
	=	=	<b><u>2,616</u></b>	<b><u>3,280</u></b>	<b><u>3,280</u></b>	<b><u>3,353</u></b>
<b>59 - INTERFUND &amp; TFR OUT</b>						
10020211-59300   TFR TO VERF FUND	-	-	-	101,600	101,600	12,770
10020211-59370   TFR TO RETAINED RISK FUND	-	-	-	2,003	2,003	4,117
10020211-59600   TFR TO EQUIPMENT SERVICES	-	-	-	5,835	5,835	-
	=	=	=	<b><u>109,438</u></b>	<b><u>109,438</u></b>	<b><u>16,887</u></b>
<b>10020211 - SCHOOL RESOURCE OFFICERS TOTAL</b>	-	-	<b>98,805</b>	<b>273,820</b>	<b>238,608</b>	<b>262,849</b>

# FIRE DEPARTMENT

---

*The mission of the Fire Department is to serve our community by providing effective emergency response services and quality prevention and education programs that will minimize the loss of life and property resulting from fires, medical emergencies, and other hazardous conditions.*

---

## Overview & Services

The Fire department consists of three divisions: Fire Administration, Fire Operations, and Fire Prevention.

### **Fire Administration (10030301)**

- Represent the City of Urbana in the community.
- Provide Chief coverage on major emergency incidents.

### **Fire Operations (10030300)**

- Provide fire suppression and respond to emergency medical calls.
- Provide special operations and hazmat/technical rescue.
- Compile and maintain hazardous materials safety plans for all hazmat facilities.
- Conduct hazmat site safety planning and inspections.
- Provide emergency and major incident planning and coordination.
- Investigate fires and arson including cause and origin investigations, interviews, and report writing.
- Provide biennial inspections of commercial and multifamily properties.
- Create and maintain commercial pre-fire planning annually or biennially.
- Inspect and install smoke detectors and distribute new detector batteries.
- License ambulance services in accordance with state and local law.
- Participate in planning for special events and provide a presence at events as required.
- Provide fire protection services to the University of Illinois campus under the terms of an intergovernmental agreement.

### **Fire Prevention (10030302)**

- Inspect and approve new construction plans.
- Provide annual inspection of high-hazard commercial properties and issue fire prevention permits

- Represent the department at various fire, life safety, and public relations meetings and events.
- Enforce fire and life safety codes, to include conducting field inspections, approving new building plans, coordinating activities with the Office of the State Fire Marshal, and witnessing the installation and testing of fire suppression and detection systems and underground tanks.
- Provide fire and life safety education programs, news releases, and information distribution.
- Investigate fires to determine origin and cause, to include interviewing witnesses, collecting evidence, assisting the police in prosecution for arson, and counseling juvenile fire setters.
- Participate in school and community based career programs promoting fire service as a career choice.
- Oversee the Knox Box program to provide immediate access to secure buildings.
- Provide fire prevention and inspection services to the University of Illinois under the terms of an intergovernmental agreement.

### **Contact Information**

<b>Business Hours</b>	<b>Address</b>	<b>Phone Number</b>
Monday - Friday 8AM - 5PM	400 S Vine St, Urbana, IL 61801	(217) 384-2420

	<b>FY18 Actual</b>	<b>FY19 Actual</b>	<b>FY20 Actual</b>	<b>FY20 Budget</b>	<b>FY20 Estimate</b>	<b>FY21 Proposed</b>
<b>30 - FIRE SUMMARY</b>						
<b><u>10030300 - FIRE OPERATIONS</u></b>						
50 - SALARIES & BENEFITS	6,833,156	6,236,362	5,896,723	7,307,485	7,201,719	6,133,526
51 - MATERIALS & SUPPLIES	120,448	64,245	98,731	149,255	149,255	96,362
52 - CONTRACTUAL SERVCS	311,136	307,733	280,506	333,797	333,797	347,753
59 - INTERFUND & TFR OUT	736,404	829,844	681,154	880,952	880,952	833,832
	<b><u>8,001,143</u></b>	<b><u>7,438,182</u></b>	<b><u>6,957,113</u></b>	<b><u>8,671,489</u></b>	<b><u>8,565,723</u></b>	<b><u>7,411,473</u></b>
<b><u>10030301 - FIRE ADMINISTRATION</u></b>						
50 - SALARIES & BENEFITS	-	260,837	212,117	263,939	261,529	358,014
51 - MATERIALS & SUPPLIES	-	4,623	3,913	4,922	4,922	5,031
52 - CONTRACTUAL SERVCS	-	6,552	5,335	20,211	20,211	21,218
59 - INTERFUND & TFR OUT	-	3,919	10,268	13,605	13,605	17,890
	=	<b><u>275,931</u></b>	<b><u>231,633</u></b>	<b><u>302,677</u></b>	<b><u>300,267</u></b>	<b><u>402,153</u></b>
<b><u>10030302 - FIRE PREVENTION</u></b>						
50 - SALARIES & BENEFITS	-	197,191	196,236	232,630	235,718	126,259
51 - MATERIALS & SUPPLIES	-	10,442	8,882	10,835	10,835	11,074
52 - CONTRACTUAL SERVCS	-	2,409	896	1,710	1,710	1,835
59 - INTERFUND & TFR OUT	-	12,801	6,651	9,029	9,029	10,379
	=	<b><u>222,843</u></b>	<b><u>212,665</u></b>	<b><u>254,204</u></b>	<b><u>257,292</u></b>	<b><u>149,547</u></b>
<b>30 - FIRE TOTAL</b>	<b>8,001,143</b>	<b>7,936,956</b>	<b>7,401,412</b>	<b>9,228,370</b>	<b>9,123,282</b>	<b>7,963,173</b>



	FY18 Actual	FY19 Actual	FY20 Actual	FY20 Budget	FY20 Estimate	FY21 Proposed
<b><u>10030300 - FIRE OPERATIONS</u></b>						
<b>50 - SALARIES &amp; BENEFITS</b>						
10030300-50110   SALARY - REGULAR EMPLOYEES	4,558,941	4,168,115	3,805,940	4,258,088	4,258,088	3,947,492
10030300-50131   REGULAR OVERTIME	439,932	500,035	502,720	612,900	562,900	162,760
10030300-50151   HOLIDAY PAY	139,793	152,567	122,118	150,920	150,920	155,071
10030300-50153   UPGRADE PAY	29,413	39,012	36,633	26,077	26,077	26,795
10030300-50154   SPECIALTY PAY	23,660	25,188	-	23,715	23,715	-
10030300-50155   EDUCATIONAL INCENTIVE	22,611	22,097	13,146	23,350	23,350	-
10030300-50156   BONUS	-	-	-	4,908	4,908	5,043
10030300-50160   SEPARATION PAY	-	-	113,001	113,003	113,003	-
10030300-50210   INSURANCE	491,023	507,999	427,482	546,398	546,398	481,662
10030300-50220   FICA AND MEDICARE	80,350	70,140	63,771	71,990	71,990	57,264
10030300-50230   EMPLOYEE ALLOWANCES	18,538	10,395	10,773	11,340	11,340	11,652
10030300-50240   RHS CONTRIBUTION	5,383	3,118	3,221	3,576	3,576	3,271
10030300-50251   IMRF & SURS	47,141	14,052	3,570	14,355	14,355	14,750
10030300-50253   FIRE PENSION	966,470	723,643	794,349	1,446,865	1,391,099	1,267,766
10030300-50299   OTHER EMPLOYEE BENEFITS	9,900	-	-	-	-	-
	<b><u>6,833,156</u></b>	<b><u>6,236,362</u></b>	<b><u>5,896,723</u></b>	<b><u>7,307,485</u></b>	<b><u>7,201,719</u></b>	<b><u>6,133,526</u></b>
<b>51 - MATERIALS &amp; SUPPLIES</b>						
10030300-51100   OFFICE SUPPLIES	6,132	-	-	-	-	-
10030300-51320   REPAIR & MAINTENANCE MATERIALS	6,521	7,868	8,170	8,179	8,179	500
10030300-51410   SMALL TOOLS & EQUIPMENT	24,778	9,477	26,425	38,454	38,454	25,105
10030300-51411   SMALL SCHEDULED EQUIPMENT	-	-	2,656	14,068	14,068	4,198
10030300-51500   SHARED IT COSTS	14,672	-	-	-	-	-
10030300-51600   UNIFORMS	44,552	29,793	46,005	66,283	66,283	48,800
10030300-51900   OTHER SUPPLIES	23,792	17,106	15,475	22,271	22,271	17,759
	<b><u>120,448</u></b>	<b><u>64,245</u></b>	<b><u>98,731</u></b>	<b><u>149,255</u></b>	<b><u>149,255</u></b>	<b><u>96,362</u></b>
<b>52 - CONTRACTUAL SERVCES</b>						
10030300-52102   TECHNOLOGY SERVICES	2,830	13,381	17,382	17,382	17,382	20,250
10030300-52103   MEDICAL SERVICES	21,722	18,705	-	23,753	23,753	24,276
10030300-52202   EQUIPMENT REPAIR & MAINT	9,834	10,598	4,807	8,934	8,934	9,131
10030300-52203   MAINTENANCE AGREEMENTS	2,020	-	2,281	4,260	4,260	4,354
10030300-52310   DUES AND MEMBERSHIPS	3,781	1,035	550	1,300	1,300	1,530
10030300-52320   TRAVEL, EDUCATION AND TRAINING	39,156	34,460	29,492	48,385	48,385	61,679
10030300-52500   INTERGOVERNMENTAL AND AGENCY	203,202	197,539	204,198	204,280	204,280	198,639
10030300-52600   UTILITIES	8,542	8,359	3,784	5,564	5,564	5,687
10030300-52903   COMMUNICATION SERVICES	10,834	13,043	8,526	10,452	10,452	9,667
10030300-52904   RECRUITING EXPENSES	7,215	10,613	9,486	9,487	9,487	12,540
10030300-52999   OTHER CONTRACTUAL SERVICES	2,000	-	-	-	-	-
	<b><u>311,136</u></b>	<b><u>307,733</u></b>	<b><u>280,506</u></b>	<b><u>333,797</u></b>	<b><u>333,797</u></b>	<b><u>347,753</u></b>
<b>59 - INTERFUND &amp; TFR OUT</b>						
10030300-59300   TFR TO VERF FUND	406,923	398,341	260,129	346,838	346,838	297,083
10030300-59370   TFR TO RETAINED RISK FUND	178,300	182,312	140,153	186,870	186,870	192,009
10030300-59600   TFR TO EQUIPMENT SERVICES	151,181	167,481	161,542	181,596	181,596	213,613
10030300-59610   TFR TO INFORMATION TECH FUND	-	81,709	119,330	165,648	165,648	131,127
	<b><u>736,404</u></b>	<b><u>829,844</u></b>	<b><u>681,154</u></b>	<b><u>880,952</u></b>	<b><u>880,952</u></b>	<b><u>833,832</u></b>
<b>10030300 - FIRE OPERATIONS TOTAL</b>	<b>8,001,143</b>	<b>7,438,182</b>	<b>6,957,113</b>	<b>8,671,489</b>	<b>8,565,723</b>	<b>7,411,473</b>

	<b>FY18 Actual</b>	<b>FY19 Actual</b>	<b>FY20 Actual</b>	<b>FY20 Budget</b>	<b>FY20 Estimate</b>	<b>FY21 Proposed</b>
<b><u>10030301 - FIRE ADMINISTRATION</u></b>						
<b>50 - SALARIES &amp; BENEFITS</b>						
10030301-50110   SALARY - REGULAR EMPLOYEES	-	207,417	169,213	193,808	193,808	282,508
10030301-50210   INSURANCE	-	10,034	8,788	11,583	11,583	21,762
10030301-50220   FICA AND MEDICARE	-	8,100	5,090	6,463	6,463	7,367
10030301-50251   IMRF & SURS	-	6,190	5,096	6,121	6,121	6,684
10030301-50253   FIRE PENSION	-	20,135	23,930	45,964	43,554	39,693
10030301-50299   OTHER EMPLOYEE BENEFITS	-	8,961	-	-	-	-
	=	<b><u>260,837</u></b>	<b><u>212,117</u></b>	<b><u>263,939</u></b>	<b><u>261,529</u></b>	<b><u>358,014</u></b>
<b>51 - MATERIALS &amp; SUPPLIES</b>						
10030301-51100   OFFICE SUPPLIES	-	4,623	3,913	4,922	4,922	5,031
	=	<b><u>4,623</u></b>	<b><u>3,913</u></b>	<b><u>4,922</u></b>	<b><u>4,922</u></b>	<b><u>5,031</u></b>
<b>52 - CONTRACTUAL SERVCS</b>						
10030301-52310   DUES AND MEMBERSHIPS	-	3,251	2,843	3,040	3,040	3,090
10030301-52320   TRAVEL, EDUCATION AND TRAINING	-	741	2,463	2,710	2,710	3,663
10030301-52500   INTERGOVERNMENTAL AND AGENCY	-	2,500	-	14,282	14,282	14,282
10030301-52902   POSTAGE & PRINTING	-	60	30	179	179	183
	=	<b><u>6,552</u></b>	<b><u>5,335</u></b>	<b><u>20,211</u></b>	<b><u>20,211</u></b>	<b><u>21,218</u></b>
<b>59 - INTERFUND &amp; TFR OUT</b>						
10030301-59300   TFR TO VERF FUND	-	3,919	3,846	5,128	5,128	3,586
10030301-59610   TFR TO INFORMATION TECH FUND	-	-	6,422	8,477	8,477	14,304
	=	<b><u>3,919</u></b>	<b><u>10,268</u></b>	<b><u>13,605</u></b>	<b><u>13,605</u></b>	<b><u>17,890</u></b>
<b>10030301 - FIRE ADMINISTRATION TOTAL</b>	-	<b>275,931</b>	<b>231,633</b>	<b>302,677</b>	<b>300,267</b>	<b>402,153</b>

	FY18 Actual	FY19 Actual	FY20 Actual	FY20 Budget	FY20 Estimate	FY21 Proposed
<b><u>10030302 - FIRE PREVENTION</u></b>						
<b>50 - SALARIES &amp; BENEFITS</b>						
10030302-50110   SALARY - REGULAR EMPLOYEES	-	152,931	154,748	173,535	173,535	54,183
10030302-50160   SEPARATION PAY	-	-	-	-	-	25,200
10030302-50210   INSURANCE	-	13,722	11,672	14,595	14,595	2,106
10030302-50220   FICA AND MEDICARE	-	6,738	6,299	7,097	7,097	5,376
10030302-50240   RHS CONTRIBUTION	-	964	1,002	991	991	1,005
10030302-50251   IMRF & SURS	-	7,641	7,007	7,677	7,677	9,388
10030302-50253   FIRE PENSION	-	15,194	15,508	28,735	31,823	29,001
	=	<b><u>197,191</u></b>	<b><u>196,236</u></b>	<b><u>232,630</u></b>	<b><u>235,718</u></b>	<b><u>126,259</u></b>
<b>51 - MATERIALS &amp; SUPPLIES</b>						
10030302-51900   OTHER SUPPLIES	-	10,442	8,882	10,835	10,835	11,074
	=	<b><u>10,442</u></b>	<b><u>8,882</u></b>	<b><u>10,835</u></b>	<b><u>10,835</u></b>	<b><u>11,074</u></b>
<b>52 - CONTRACTUAL SERVCS</b>						
10030302-52310   DUES AND MEMBERSHIPS	-	230	95	180	180	245
10030302-52320   TRAVEL, EDUCATION AND TRAINING	-	2,179	801	1,530	1,530	1,590
	=	<b><u>2,409</u></b>	<b><u>896</u></b>	<b><u>1,710</u></b>	<b><u>1,710</u></b>	<b><u>1,835</u></b>
<b>59 - INTERFUND &amp; TFR OUT</b>						
10030302-59300   TFR TO VERF FUND	-	12,801	2,096	2,794	2,794	3,462
10030302-59610   TFR TO INFORMATION TECH FUND	-	-	4,556	6,235	6,235	6,917
	=	<b><u>12,801</u></b>	<b><u>6,651</u></b>	<b><u>9,029</u></b>	<b><u>9,029</u></b>	<b><u>10,379</u></b>
<b>10030302 - FIRE PREVENTION TOTAL</b>	-	<b>222,843</b>	<b>212,665</b>	<b>254,204</b>	<b>257,292</b>	<b>149,547</b>

# PUBLIC WORKS DEPARTMENT

---

*The Urbana Public Works Department promotes growth in the City of Urbana by maintaining, constructing, and improving the City's infrastructure. We preserve the quality of life for citizens, visitors, businesses, and government agencies (both within the City and in the surrounding areas). Our department strives to provide prompt and courteous service in a professional, efficient, and cost-effective manner to safeguard the safety, health, and welfare of those we serve.*

---

## Overview & Services

The Public Works Department consists of three divisions: Operations, Transportation Engineering, and Drainage & Development Engineering.

### **Administration (1040400)**

- Engage in long-term planning activities related to the City's infrastructure systems, including capital improvement planning, Champaign-Urbana Urbanized Area Transportation System (CUUATS), and others.

### **Sustainability and Resilience (10040450 and Fund 302)**

- Manage the City's U-Cycle recycling programs for all residents.
- Manage collection of leaves and yard waste from residences in the City.
- Provide other recycling programs, such as electronics recycling and battery recycling.
- Address energy efficiency, water conservation, and recycling.
- Manage the City's electric aggregation program.
- Staff the Champaign-Urbana Solid Waste Disposal System (CUSWDS), and intergovernmental organization responsible for maintenance of the closed landfill.
- Staff the Sustainability Advisory Commission.
- Collaborate with Arbor on the financial performance of the Landscape Recycling Center (LRC).
- Oversee the preparation and validation of the City's emergency preparedness and resilience plans.

### **Transportation Engineering (10040441, CIP Funds)**

- Perform various studies, analyze management of pavement systems, and plan for transportation improvements.
- Manage complex construction projects to maintain and improve the City's transportation system.
- Design capital improvements or contract for professional design services.

- Review development plans and subdivision plans.
- Maintain GIS layers related to transportation infrastructure.
- Staff the following commissions:
  - Traffic Commission
  - Bicycle and Pedestrian Advisory Commission

**Drainage and Development Engineering (10040440, 10040442 CIP Funds)**

- Coordinate development of master plans for stormwater and sewer systems.
- Manage construction projects to maintain and improve sewer and drainage systems, as well as other selected projects.
- Design capital improvements or contract for professional design services.
- Comply with federal requirements to implement the National Pollutant Discharge Elimination System (NPDES) and maintain required City permits as mandated by the Clean Water Act.
- Review development plans, subdivision plans and easements.
- Maintain GIS and addressing data.
- Perform stormwater detention basin inspections.
- Perform bridge inspections.
- Issue right-of-way and erosion control permits.
- Manage municipal rights-of-way.
- Perform various studies and investigate drainage problems, both public and private.

**Operations Division (10040420, 10040427)**

- Engage in long-term planning activities for City facilities; participate in planning for other infrastructure systems.
- Provide coordination and support for special events, including managing street closures.
- Manage removal of snow and ice from City streets and parking lots to ensure safe travel.
- Handle JULIE locates upon request to prevent damage and allow for safe excavation.

**Arbor (10040401, 10040402, and Fund 301)**

- Provide certain services for City owned trees and plant resources such as planting, watering, pest control, clearance trimming, nuisance abatement, and tree removal.
- Manage landscape maintenance for all City owned facilities, parks, designated parkways and medians, parking lots, and green space projects.
- Operate the LRC to provide a sustainable way to recycle yard debris such as grass clippings, brush, and plant cuttings into useful mulches and composts.
- Staff the Tree Commission.

Streets (10040424)

- Maintain and repair streets, sidewalks, municipal parking lots, and rights-of-way.
- Sweep City streets on a regular schedule.
- Provide leaf collection on City streets.

Signals & Lights (10040423, 10040426)

- Maintain and repair street and municipal parking lot lighting systems.
- Maintain and repair municipal traffic signal systems.

Signs & Sewers (10040422, 10040425)

- Maintain and repair street and traffic control signs and lane markings.
- Maintain and repair municipal storm and sanitary sewer systems.

Public Facilities (10040410, Fund 500)

- Provide maintenance services for all municipal facilities, including administering contracts for elevator services, architectural and mechanical services, boiler inspection, custodial services, and other related services.
- Coordinate various construction and remodeling projects for City facilities including maintenance, repair, safety, accessibility, and code improvement projects.
- Remove snow and ice around City facilities.
- Manage and maintain the City's Downtown parking deck.
- Maintain parking meters and collect parking meter revenue.

Fleet (Fund 600)

- Maintain all City vehicles, including performing routine, preventive maintenance.
- Coordinate replacement of the City's fleet of vehicles and major equipment.
- Manage fueling of City vehicles and equipment.

**Contact Information**

<b>Business Hours</b>	<b>Address</b>	<b>Phone Number</b>
Monday - Friday 7:30AM - 5PM	706 S Glover Ave, Urbana, IL 61802	(217) 384-2342

	<b>FY18 Actual</b>	<b>FY19 Actual</b>	<b>FY20 Actual</b>	<b>FY20 Budget</b>	<b>FY20 Estimate</b>	<b>FY21 Proposed</b>
<b>40 - PUBLIC WORKS SUMMARY</b>						
<b><u>10040400 - PUBLIC WORKS ADMINISTRATION</u></b>						
50 - SALARIES & BENEFITS	384,051	370,311	179,666	399,455	399,455	404,733
51 - MATERIALS & SUPPLIES	40,236	5,314	2,421	7,977	7,977	8,048
52 - CONTRACTUAL SERVCS	136,720	35,696	18,978	25,482	25,482	7,791
59 - INTERFUND & TFR OUT	556,383	718,131	39,036	59,392	59,392	53,187
	<b><u>1,117,390</u></b>	<b><u>1,129,453</u></b>	<b><u>240,102</u></b>	<b><u>492,306</u></b>	<b><u>492,306</u></b>	<b><u>473,759</u></b>
<b><u>10040401 - URBAN FORESTRY</u></b>						
50 - SALARIES & BENEFITS	335,283	489,365	230,981	430,005	430,005	321,477
51 - MATERIALS & SUPPLIES	28,533	27,533	25,506	35,792	35,792	21,890
52 - CONTRACTUAL SERVCS	73,075	201,795	43,207	70,542	70,542	68,592
59 - INTERFUND & TFR OUT	61,986	53,313	84,496	119,054	119,054	125,200
	<b><u>498,876</u></b>	<b><u>772,006</u></b>	<b><u>384,190</u></b>	<b><u>655,393</u></b>	<b><u>655,393</u></b>	<b><u>537,159</u></b>
<b><u>10040402 - LANDSCAPE MANAGEMENT</u></b>						
50 - SALARIES & BENEFITS	253,210	262,281	221,965	284,008	284,008	365,840
51 - MATERIALS & SUPPLIES	19,956	7,576	8,132	26,347	29,848	13,266
52 - CONTRACTUAL SERVCS	62,682	51,143	37,962	73,917	70,416	73,267
59 - INTERFUND & TFR OUT	44,743	59,387	62,414	74,130	74,130	80,060
	<b><u>380,591</u></b>	<b><u>380,386</u></b>	<b><u>330,473</u></b>	<b><u>458,402</u></b>	<b><u>458,402</u></b>	<b><u>532,433</u></b>
<b><u>10040410 - FACILITIES MAINTENANCE</u></b>						
50 - SALARIES & BENEFITS	204,758	217,245	168,491	217,734	217,734	213,911
51 - MATERIALS & SUPPLIES	23,952	27,083	26,692	45,217	45,217	38,614
52 - CONTRACTUAL SERVCS	270,791	286,064	261,041	377,179	377,179	388,480
59 - INTERFUND & TFR OUT	26,618	22,323	37,277	47,649	47,649	45,901
	<b><u>526,119</u></b>	<b><u>552,716</u></b>	<b><u>493,499</u></b>	<b><u>687,779</u></b>	<b><u>687,779</u></b>	<b><u>686,906</u></b>
<b><u>10040411 - CIVIC CENTER</u></b>						
50 - SALARIES & BENEFITS	74,090	74,316	-	-	-	-
51 - MATERIALS & SUPPLIES	1,880	820	-	-	-	-
52 - CONTRACTUAL SERVCS	2,846	1,005	-	-	-	-
59 - INTERFUND & TFR OUT	8,958	9,160	-	-	-	-
	<b><u>87,774</u></b>	<b><u>85,301</u></b>	<b><u>-</u></b>	<b><u>-</u></b>	<b><u>-</u></b>	<b><u>-</u></b>
<b><u>10040420 - TOOL ROOM</u></b>						
50 - SALARIES & BENEFITS	65,071	71,615	61,555	69,895	69,895	69,968
51 - MATERIALS & SUPPLIES	21,655	15,736	9,149	92,298	92,298	39,017
52 - CONTRACTUAL SERVCS	393	402	63	413	413	423
59 - INTERFUND & TFR OUT	28,361	17,357	28,536	51,077	51,077	52,195
	<b><u>115,480</u></b>	<b><u>105,109</u></b>	<b><u>99,303</u></b>	<b><u>213,683</u></b>	<b><u>213,683</u></b>	<b><u>161,603</u></b>
<b><u>10040421 - SNOW AND ICE REMOVAL</u></b>						
50 - SALARIES & BENEFITS	122,207	175,123	114,317	153,316	153,316	157,533
51 - MATERIALS & SUPPLIES	83,617	80,665	118,024	123,625	123,625	104,726
52 - CONTRACTUAL SERVCS	4,112	7,651	2,591	9,421	9,421	9,630
59 - INTERFUND & TFR OUT	18,130	38,364	11,927	21,072	21,072	19,144
	<b><u>228,066</u></b>	<b><u>301,804</u></b>	<b><u>246,860</u></b>	<b><u>307,434</u></b>	<b><u>307,434</u></b>	<b><u>291,033</u></b>
<b><u>10040422 - TRAFFIC CONTROL</u></b>						
50 - SALARIES & BENEFITS	188,604	225,962	190,015	214,514	214,514	321,207
51 - MATERIALS & SUPPLIES	40,722	13,997	20,561	58,306	58,306	43,320
52 - CONTRACTUAL SERVCS	1,790	2,489	1,604	2,861	2,861	5,109
59 - INTERFUND & TFR OUT	20,028	25,918	40,507	49,398	49,398	54,034
	<b><u>251,144</u></b>	<b><u>268,367</u></b>	<b><u>252,687</u></b>	<b><u>325,079</u></b>	<b><u>325,079</u></b>	<b><u>423,670</u></b>
<b><u>10040423 - STREET LIGHTING</u></b>						
50 - SALARIES & BENEFITS	333,969	286,663	330,894	339,492	339,492	355,511
51 - MATERIALS & SUPPLIES	25,231	51,849	32,857	51,892	51,892	51,035

	<u>FY18 Actual</u>	<u>FY19 Actual</u>	<u>FY20 Actual</u>	<u>FY20 Budget</u>	<u>FY20 Estimate</u>	<u>FY21 Proposed</u>
52 - CONTRACTUAL SERVCES	169,592	242,638	255,386	293,391	293,391	302,666
59 - INTERFUND & TFR OUT	50,587	37,291	55,833	80,733	80,733	95,566
	<b><u>579,380</u></b>	<b><u>618,441</u></b>	<b><u>674,970</u></b>	<b><u>765,508</u></b>	<b><u>765,508</u></b>	<b><u>804,778</u></b>
<b><u>10040424 - STREET MAINT. &amp; CONSTRUCTION</u></b>						
50 - SALARIES & BENEFITS	909,653	915,568	749,939	953,923	953,923	1,043,583
51 - MATERIALS & SUPPLIES	120,342	115,529	67,868	172,204	172,204	174,334
52 - CONTRACTUAL SERVCES	58,800	42,088	22,944	56,626	56,626	59,091
59 - INTERFUND & TFR OUT	224,845	219,191	342,266	498,200	498,200	546,394
	<b><u>1,313,639</u></b>	<b><u>1,292,375</u></b>	<b><u>1,183,018</u></b>	<b><u>1,680,953</u></b>	<b><u>1,680,953</u></b>	<b><u>1,823,402</u></b>
<b><u>10040425 - SEWER MAINT. &amp; CONSTRUCTION</u></b>						
50 - SALARIES & BENEFITS	400,178	429,326	337,239	511,982	511,982	423,459
51 - MATERIALS & SUPPLIES	29,469	9,067	18,116	43,213	43,213	39,164
52 - CONTRACTUAL SERVCES	2,019	2,869	2,986	9,398	9,922	15,142
59 - INTERFUND & TFR OUT	68,089	78,389	136,106	196,757	196,757	211,847
	<b><u>499,756</u></b>	<b><u>519,651</u></b>	<b><u>494,447</u></b>	<b><u>761,350</u></b>	<b><u>761,874</u></b>	<b><u>689,612</u></b>
<b><u>10040426 - TRAFFIC SIGNALS</u></b>						
50 - SALARIES & BENEFITS	120,904	163,570	102,622	129,548	129,548	125,794
51 - MATERIALS & SUPPLIES	9,611	7,246	3,715	13,038	13,038	12,325
52 - CONTRACTUAL SERVCES	1,540	1,617	3,543	5,023	4,499	5,599
59 - INTERFUND & TFR OUT	15,281	19,919	27,339	36,712	36,712	43,994
	<b><u>147,336</u></b>	<b><u>192,351</u></b>	<b><u>137,219</u></b>	<b><u>184,321</u></b>	<b><u>183,797</u></b>	<b><u>187,712</u></b>
<b><u>10040427 - ROW AND TECHNICAL SUPPORT</u></b>						
50 - SALARIES & BENEFITS	26,058	26,173	15,805	20,670	20,670	20,249
52 - CONTRACTUAL SERVCES	13,541	11,925	10,946	21,677	21,677	37,020
59 - INTERFUND & TFR OUT	6,728	4,372	6,064	10,057	10,057	9,788
	<b><u>46,327</u></b>	<b><u>42,470</u></b>	<b><u>32,815</u></b>	<b><u>52,404</u></b>	<b><u>52,404</u></b>	<b><u>67,057</u></b>
<b><u>10040440 - ENGINEERING - DEVELOPMENT</u></b>						
50 - SALARIES & BENEFITS	541,085	295,879	169,838	307,950	307,950	326,548
51 - MATERIALS & SUPPLIES	2,229	-	558	4,451	4,451	7,314
52 - CONTRACTUAL SERVCES	51,537	44,194	43,865	48,523	48,523	80,656
59 - INTERFUND & TFR OUT	12,949	13,548	19,748	32,662	32,662	32,358
	<b><u>607,799</u></b>	<b><u>353,621</u></b>	<b><u>234,010</u></b>	<b><u>393,586</u></b>	<b><u>393,586</u></b>	<b><u>446,876</u></b>
<b><u>10040441 - ENGINEERING - TRANSPORTATION</u></b>						
50 - SALARIES & BENEFITS	481,914	421,801	219,140	517,989	517,989	443,009
51 - MATERIALS & SUPPLIES	661	842	327	6,020	6,020	-
52 - CONTRACTUAL SERVCES	798	7,989	5,964	28,794	28,794	-
59 - INTERFUND & TFR OUT	8,681	10,599	33,822	41,004	41,004	29,249
	<b><u>492,052</u></b>	<b><u>441,231</u></b>	<b><u>259,253</u></b>	<b><u>593,807</u></b>	<b><u>593,807</u></b>	<b><u>472,258</u></b>
<b><u>10040442 - ENGINEERING - DRAINAGE</u></b>						
50 - SALARIES & BENEFITS	267,346	270,116	257,028	279,073	279,073	302,124
51 - MATERIALS & SUPPLIES	318	387	-	516	516	-
52 - CONTRACTUAL SERVCES	319	340	981	1,600	1,600	-
59 - INTERFUND & TFR OUT	14,834	13,545	16,466	28,254	28,254	40,030
	<b><u>282,817</u></b>	<b><u>284,388</u></b>	<b><u>274,475</u></b>	<b><u>309,443</u></b>	<b><u>309,443</u></b>	<b><u>342,154</u></b>
<b><u>10040450 - ENVIRONMENT &amp; SUSTAINABILITY</u></b>						
50 - SALARIES & BENEFITS	98,949	101,239	52,267	53,032	53,032	53,609
51 - MATERIALS & SUPPLIES	67	91	120	517	517	530
52 - CONTRACTUAL SERVCES	26,158	6,410	4,798	13,995	13,995	14,305
59 - INTERFUND & TFR OUT	3,888	3,975	6,177	8,339	8,339	7,272
	<b><u>129,062</u></b>	<b><u>111,714</u></b>	<b><u>63,361</u></b>	<b><u>75,883</u></b>	<b><u>75,883</u></b>	<b><u>75,716</u></b>
<b><u>10040451 - ENVIRONMENTAL CONTROL</u></b>						
50 - SALARIES & BENEFITS	71,162	71,631	1	170	-	-



	<b>FY18 Actual</b>	<b>FY19 Actual</b>	<b>FY20 Actual</b>	<b>FY20 Budget</b>	<b>FY20 Estimate</b>	<b>FY21 Proposed</b>
52 - CONTRACTUAL SERVCS	26,918	17,782	-	-	-	-
59 - INTERFUND & TFR OUT	6,976	8,064	2,773	311	311	7,369
	<b><u>105,057</u></b>	<b><u>97,477</u></b>	<b><u>2,774</u></b>	<b><u>481</u></b>	<b><u>311</u></b>	<b><u>7,369</u></b>
<b>40 - PUBLIC WORKS TOTAL</b>	<b>7,408,666</b>	<b>7,548,863</b>	<b>5,403,455</b>	<b>7,957,812</b>	<b>7,957,642</b>	<b>8,023,497</b>

	<b>FY18 Actual</b>	<b>FY19 Actual</b>	<b>FY20 Actual</b>	<b>FY20 Budget</b>	<b>FY20 Estimate</b>	<b>FY21 Proposed</b>
<b><u>10040400 - PUBLIC WORKS ADMINISTRATION</u></b>						
<b>50 - SALARIES &amp; BENEFITS</b>						
10040400-50110   SALARY - REGULAR EMPLOYEES	304,583	265,119	140,470	308,473	308,473	315,734
10040400-50210   INSURANCE	20,734	22,350	13,844	34,618	34,618	24,066
10040400-50220   FICA AND MEDICARE	21,045	18,634	10,142	23,598	23,598	24,157
10040400-50240   RHS CONTRIBUTION	2,240	38,574	724	716	716	740
10040400-50251   IMRF & SURS	35,449	25,634	14,488	32,050	32,050	40,036
	<b><u>384,051</u></b>	<b><u>370,311</u></b>	<b><u>179,666</u></b>	<b><u>399,455</u></b>	<b><u>399,455</u></b>	<b><u>404,733</u></b>
<b>51 - MATERIALS &amp; SUPPLIES</b>						
10040400-51100   OFFICE SUPPLIES	5,340	4,433	1,990	7,000	7,000	7,154
10040400-51200   PUBLICATIONS	-	388	100	250	250	256
10040400-51411   SMALL SCHEDULED EQUIPMENT	27	493	331	727	727	638
10040400-51500   SHARED IT COSTS	34,869	-	-	-	-	-
	<b><u>40,236</u></b>	<b><u>5,314</u></b>	<b><u>2,421</u></b>	<b><u>7,977</u></b>	<b><u>7,977</u></b>	<b><u>8,048</u></b>
<b>52 - CONTRACTUAL SERVCS</b>						
10040400-52202   EQUIPMENT REPAIR & MAINT	-	1,855	1,571	1,963	1,963	2,006
10040400-52310   DUES AND MEMBERSHIPS	1,981	1,927	500	760	760	777
10040400-52320   TRAVEL, EDUCATION AND TRAINING	3,575	836	59	2,250	2,250	1,800
10040400-52600   UTILITIES	3,366	2,869	-	-	-	-
10040400-52902   POSTAGE & PRINTING	1,466	1,463	751	1,703	1,703	1,741
10040400-52999   OTHER CONTRACTUAL SERVICES	126,333	26,746	16,097	18,807	18,807	1,467
	<b><u>136,720</u></b>	<b><u>35,696</u></b>	<b><u>18,978</u></b>	<b><u>25,482</u></b>	<b><u>25,482</u></b>	<b><u>7,791</u></b>
<b>59 - INTERFUND &amp; TFR OUT</b>						
10040400-59300   TFR TO VERF FUND	531,639	542,272	7,795	10,393	10,393	12,875
10040400-59370   TFR TO RETAINED RISK FUND	10,192	10,421	8,012	10,682	10,682	10,976
10040400-59600   TFR TO EQUIPMENT SERVICES	14,552	5,730	5,850	15,299	15,299	11,339
10040400-59610   TFR TO INFORMATION TECH FUND	-	159,708	17,380	23,018	23,018	17,997
	<b><u>556,383</u></b>	<b><u>718,131</u></b>	<b><u>39,036</u></b>	<b><u>59,392</u></b>	<b><u>59,392</u></b>	<b><u>53,187</u></b>
<b>10040400 - PUBLIC WORKS ADMINISTRATION TOTAL</b>	<b>1,117,390</b>	<b>1,129,453</b>	<b>240,102</b>	<b>492,306</b>	<b>492,306</b>	<b>473,759</b>

	<b>FY18 Actual</b>	<b>FY19 Actual</b>	<b>FY20 Actual</b>	<b>FY20 Budget</b>	<b>FY20 Estimate</b>	<b>FY21 Proposed</b>
<b>10040401 - URBAN FORESTRY</b>						
<b>50 - SALARIES &amp; BENEFITS</b>						
10040401-50110   SALARY - REGULAR EMPLOYEES	250,471	354,246	162,719	195,888	195,888	224,191
10040401-50120   SALARY - TEMPORARY EMPLOYEES	4,568	8,471	7,774	14,954	14,954	13,520
10040401-50156   BONUS	-	5,000	-	-	-	-
10040401-50160   SEPARATION PAY	-	-	3,350	128,645	128,645	-
10040401-50210   INSURANCE	28,076	30,305	24,284	28,638	28,638	33,148
10040401-50220   FICA AND MEDICARE	19,922	27,509	12,746	27,445	27,445	18,192
10040401-50230   EMPLOYEE ALLOWANCES	-	1,759	1,300	1,329	1,329	1,950
10040401-50240   RHS CONTRIBUTION	965	23,388	324	1,026	1,026	331
10040401-50251   IMRF & SURS	31,281	38,687	18,486	32,080	32,080	30,145
	<b><u>335,283</u></b>	<b><u>489,365</u></b>	<b><u>230,981</u></b>	<b><u>430,005</u></b>	<b><u>430,005</u></b>	<b><u>321,477</u></b>
<b>51 - MATERIALS &amp; SUPPLIES</b>						
10040401-51200   PUBLICATIONS	741	-	-	-	-	-
10040401-51320   REPAIR & MAINTENANCE MATERIALS	193	875	796	1,291	1,291	1,317
10040401-51410   SMALL TOOLS & EQUIPMENT	2,059	3,052	2,069	4,933	4,933	4,918
10040401-51900   OTHER SUPPLIES	10,898	23,606	22,641	29,568	29,568	15,655
10040401-51900-40901   OTHER SUPPLIES [ TREE PLANTING ]	14,641	-	-	-	-	-
	<b><u>28,533</u></b>	<b><u>27,533</u></b>	<b><u>25,506</u></b>	<b><u>35,792</u></b>	<b><u>35,792</u></b>	<b><u>21,890</u></b>
<b>52 - CONTRACTUAL SERVCS</b>						
10040401-52199   OTHER PROFESSIONAL SERVICES	3,365	2,500	-	3,068	3,068	3,136
10040401-52202   EQUIPMENT REPAIR & MAINT	30	110	228	929	929	950
10040401-52310   DUES AND MEMBERSHIPS	1,566	1,445	315	1,520	1,520	1,554
10040401-52320   TRAVEL, EDUCATION AND TRAINING	4,031	1,553	1,216	3,164	3,164	3,164
10040401-52600   UTILITIES	1,199	1,948	1,080	1,740	1,740	1,779
10040401-52905   EQUIPMENT RENTAL	-	-	381	537	537	549
10040401-52906   LANDSCAPING SERVICES	26,499	43,548	39,350	58,684	58,684	56,430
10040401-52906-40904   LANDSCAPING SERVICES [ EAB REMOVALS ]	26,920	-	-	-	-	-
10040401-52909-40902   ADV/MKTING/PUBLIC EDUCATION [ GREENSCAPES ]	5,950	149,458	-	-	-	-
10040401-52909-40903   ADV/MKTING/PUBLIC EDUCATION [ LEGACY TREE ]	682	320	-	-	-	-
10040401-52999   OTHER CONTRACTUAL SERVICES	2,833	913	637	900	900	1,030
	<b><u>73,075</u></b>	<b><u>201,795</u></b>	<b><u>43,207</u></b>	<b><u>70,542</u></b>	<b><u>70,542</u></b>	<b><u>68,592</u></b>
<b>59 - INTERFUND &amp; TFR OUT</b>						
10040401-59300   TFR TO VERF FUND	-	-	32,768	43,690	43,690	54,123
10040401-59370   TFR TO RETAINED RISK FUND	23,837	24,373	18,737	24,982	24,982	25,670
10040401-59600   TFR TO EQUIPMENT SERVICES	38,149	28,940	28,613	44,497	44,497	41,515
10040401-59610   TFR TO INFORMATION TECH FUND	-	-	4,379	5,885	5,885	3,892
	<b><u>61,986</u></b>	<b><u>53,313</u></b>	<b><u>84,496</u></b>	<b><u>119,054</u></b>	<b><u>119,054</u></b>	<b><u>125,200</u></b>
<b>10040401 - URBAN FORESTRY TOTAL</b>	<b>498,876</b>	<b>772,006</b>	<b>384,190</b>	<b>655,393</b>	<b>655,393</b>	<b>537,159</b>

	<b>FY18 Actual</b>	<b>FY19 Actual</b>	<b>FY20 Actual</b>	<b>FY20 Budget</b>	<b>FY20 Estimate</b>	<b>FY21 Proposed</b>
<b><u>10040402 - LANDSCAPE MANAGEMENT</u></b>						
<b>50 - SALARIES &amp; BENEFITS</b>						
10040402-50110   SALARY - REGULAR EMPLOYEES	152,974	161,189	153,245	173,938	173,938	221,118
10040402-50120   SALARY - TEMPORARY EMPLOYEES	49,444	42,841	23,404	57,515	57,515	65,000
10040402-50156   BONUS	-	5,000	-	-	-	-
10040402-50210   INSURANCE	12,613	10,665	11,650	12,498	12,498	19,849
10040402-50220   FICA AND MEDICARE	16,913	16,639	13,649	16,274	16,274	21,894
10040402-50230   EMPLOYEE ALLOWANCES	-	1,300	1,300	1,329	1,329	1,366
10040402-50240   RHS CONTRIBUTION	322	3,127	324	352	352	331
10040402-50251   IMRF & SURS	20,944	21,520	18,394	22,102	22,102	36,282
	<b><u>253,210</u></b>	<b><u>262,281</u></b>	<b><u>221,965</u></b>	<b><u>284,008</u></b>	<b><u>284,008</u></b>	<b><u>365,840</u></b>
<b>51 - MATERIALS &amp; SUPPLIES</b>						
10040402-51320   REPAIR & MAINTENANCE MATERIALS	2,364	3,526	1,978	2,006	5,507	4,318
10040402-51410   SMALL TOOLS & EQUIPMENT	1,724	666	1,154	2,557	2,557	2,614
10040402-51411   SMALL SCHEDULED EQUIPMENT	15,868	3,384	5,000	21,784	21,784	6,334
	<b><u>19,956</u></b>	<b><u>7,576</u></b>	<b><u>8,132</u></b>	<b><u>26,347</u></b>	<b><u>29,848</u></b>	<b><u>13,266</u></b>
<b>52 - CONTRACTUAL SVCS</b>						
10040402-52202   EQUIPMENT REPAIR & MAINT	161	237	407	569	569	582
10040402-52299   OTHER MAINT COSTS	33,121	-	-	-	-	-
10040402-52320   TRAVEL, EDUCATION AND TRAINING	162	107	747	800	800	2,118
10040402-52600   UTILITIES	1,104	738	565	1,962	1,962	2,006
10040402-52906   LANSCAPING SERVICES	27,296	49,436	35,886	69,586	66,085	67,539
10040402-52999   OTHER CONTRACTUAL SERVICES	838	625	357	1,000	1,000	1,022
	<b><u>62,682</u></b>	<b><u>51,143</u></b>	<b><u>37,962</u></b>	<b><u>73,917</u></b>	<b><u>70,416</u></b>	<b><u>73,267</u></b>
<b>59 - INTERFUND &amp; TFR OUT</b>						
10040402-59099   OTHER INTERDEPT CHARGES	13,104	31,580	18,838	22,258	22,258	22,258
10040402-59300   TFR TO VERF FUND	-	-	12,093	16,124	16,124	19,883
10040402-59370   TFR TO RETAINED RISK FUND	17,838	18,239	14,021	18,695	18,695	19,210
10040402-59600   TFR TO EQUIPMENT SERVICES	13,802	9,568	15,615	14,609	14,609	16,279
10040402-59610   TFR TO INFORMATION TECH FUND	-	-	1,848	2,444	2,444	2,430
	<b><u>44,743</u></b>	<b><u>59,387</u></b>	<b><u>62,414</u></b>	<b><u>74,130</u></b>	<b><u>74,130</u></b>	<b><u>80,060</u></b>
<b>10040402 - LANDSCAPE MANAGEMENT TOTAL</b>	<b>380,591</b>	<b>380,386</b>	<b>330,473</b>	<b>458,402</b>	<b>458,402</b>	<b>532,433</b>

	<b>FY18 Actual</b>	<b>FY19 Actual</b>	<b>FY20 Actual</b>	<b>FY20 Budget</b>	<b>FY20 Estimate</b>	<b>FY21 Proposed</b>
<b><u>10040410 - FACILITIES MAINTENANCE</u></b>						
<b>50 - SALARIES &amp; BENEFITS</b>						
10040410-50110   SALARY - REGULAR EMPLOYEES	146,112	154,830	123,829	153,244	153,244	151,261
10040410-50156   BONUS	-	2,500	-	-	-	-
10040410-50210   INSURANCE	30,548	30,257	21,831	35,086	35,086	29,445
10040410-50220   FICA AND MEDICARE	10,020	11,104	8,624	11,723	11,723	11,575
10040410-50230   EMPLOYEE ALLOWANCES	-	650	677	989	989	1,017
10040410-50240   RHS CONTRIBUTION	818	743	105	771	771	1,431
10040410-50251   IMRF & SURS	17,260	17,162	13,425	15,921	15,921	19,182
	<b><u>204,758</u></b>	<b><u>217,245</u></b>	<b><u>168,491</u></b>	<b><u>217,734</u></b>	<b><u>217,734</u></b>	<b><u>213,911</u></b>
<b>51 - MATERIALS &amp; SUPPLIES</b>						
10040410-51320   REPAIR & MAINTENANCE MATERIALS	13,278	14,312	19,648	26,216	26,216	23,741
10040410-51410   SMALL TOOLS & EQUIPMENT	1,617	1,236	876	1,849	1,849	1,890
10040410-51411   SMALL SCHEDULED EQUIPMENT	9,056	11,534	6,168	17,152	17,152	12,983
	<b><u>23,952</u></b>	<b><u>27,083</u></b>	<b><u>26,692</u></b>	<b><u>45,217</u></b>	<b><u>45,217</u></b>	<b><u>38,614</u></b>
<b>52 - CONTRACTUAL SVRCS</b>						
10040410-52104   DISPOSAL & RECYCLING SERVICES	522	4,757	3,435	5,990	5,990	6,122
10040410-52199   OTHER PROFESSIONAL SERVICES	4,928	4,675	5,095	8,861	8,861	9,056
10040410-52201   BUILDING REPAIR & MAINT	37,023	45,522	32,357	52,433	52,433	53,587
10040410-52202   EQUIPMENT REPAIR & MAINT	2,753	2,640	2,118	3,357	3,357	3,431
10040410-52310   DUES AND MEMBERSHIPS	229	-	280	288	288	295
10040410-52320   TRAVEL, EDUCATION AND TRAINING	30	-	-	-	-	3,000
10040410-52600   UTILITIES	144,985	148,346	150,937	223,832	223,832	228,757
10040410-52901   JANITORIAL SERVICES	79,920	79,920	66,600	81,718	81,718	83,516
10040410-52999   OTHER CONTRACTUAL SERVICES	402	205	220	700	700	716
	<b><u>270,791</u></b>	<b><u>286,064</u></b>	<b><u>261,041</u></b>	<b><u>377,179</u></b>	<b><u>377,179</u></b>	<b><u>388,480</u></b>
<b>59 - INTERFUND &amp; TFR OUT</b>						
10040410-59300   TFR TO VERF FUND	-	-	5,818	7,757	7,757	9,609
10040410-59370   TFR TO RETAINED RISK FUND	16,774	17,151	13,185	17,580	17,580	18,064
10040410-59600   TFR TO EQUIPMENT SERVICES	9,844	5,172	7,852	8,558	8,558	9,566
10040410-59610   TFR TO INFORMATION TECH FUND	-	-	10,422	13,754	13,754	8,662
	<b><u>26,618</u></b>	<b><u>22,323</u></b>	<b><u>37,277</u></b>	<b><u>47,649</u></b>	<b><u>47,649</u></b>	<b><u>45,901</u></b>
<b>10040410 - FACILITIES MAINTENANCE TOTAL</b>	<b>526,119</b>	<b>552,716</b>	<b>493,499</b>	<b>687,779</b>	<b>687,779</b>	<b>686,906</b>

	<b>FY18 Actual</b>	<b>FY19 Actual</b>	<b>FY20 Actual</b>	<b>FY20 Budget</b>	<b>FY20 Estimate</b>	<b>FY21 Proposed</b>
<b><u>10040411 - CIVIC CENTER</u></b>						
<b>50 - SALARIES &amp; BENEFITS</b>						
10040411-50110   SALARY - REGULAR EMPLOYEES	57,250	42,103	-	-	-	-
10040411-50120   SALARY - TEMPORARY EMPLOYEES	-	13,364	-	-	-	-
10040411-50210   INSURANCE	6,141	3,145	-	-	-	-
10040411-50220   FICA AND MEDICARE	4,183	4,294	-	-	-	-
10040411-50240   RHS CONTRIBUTION	818	5,910	-	-	-	-
10040411-50251   IMRF & SURS	5,699	5,500	-	-	-	-
	<b><u>74,090</u></b>	<b><u>74,316</u></b>	<b>=</b>	<b>=</b>	<b>=</b>	<b>=</b>
<b>51 - MATERIALS &amp; SUPPLIES</b>						
10040411-51320   REPAIR & MAINTENANCE MATERIALS	1,880	820	-	-	-	-
	<b><u>1,880</u></b>	<b><u>820</u></b>	<b>=</b>	<b>=</b>	<b>=</b>	<b>=</b>
<b>52 - CONTRACTUAL SERVCS</b>						
10040411-52104   DISPOSAL & RECYCLING SERVICES	385	951	-	-	-	-
10040411-52909   ADV/MKTING/PUBLIC EDUCATION	2,162	-	-	-	-	-
10040411-52999   OTHER CONTRACTUAL SERVICES	299	54	-	-	-	-
	<b><u>2,846</u></b>	<b><u>1,005</u></b>	<b>=</b>	<b>=</b>	<b>=</b>	<b>=</b>
<b>59 - INTERFUND &amp; TFR OUT</b>						
10040411-59370   TFR TO RETAINED RISK FUND	8,958	9,160	-	-	-	-
	<b><u>8,958</u></b>	<b><u>9,160</u></b>	<b>=</b>	<b>=</b>	<b>=</b>	<b>=</b>
<b>10040411 - CIVIC CENTER TOTAL</b>	<b>87,774</b>	<b>85,301</b>	<b>-</b>	<b>-</b>	<b>-</b>	<b>-</b>

	<b>FY18 Actual</b>	<b>FY19 Actual</b>	<b>FY20 Actual</b>	<b>FY20 Budget</b>	<b>FY20 Estimate</b>	<b>FY21 Proposed</b>
<b><u>10040420 - TOOL ROOM</u></b>						
<b>50 - SALARIES &amp; BENEFITS</b>						
10040420-50110   SALARY - REGULAR EMPLOYEES	49,389	54,516	47,133	53,376	53,376	52,630
10040420-50210   INSURANCE	6,205	7,032	5,834	6,890	6,890	6,636
10040420-50220   FICA AND MEDICARE	3,709	4,192	3,562	4,062	4,062	4,028
10040420-50240   RHS CONTRIBUTION	47	47	-	49	49	-
10040420-50251   IMRF & SURS	5,722	5,829	5,025	5,518	5,518	6,674
	<b><u>65,071</u></b>	<b><u>71,615</u></b>	<b><u>61,555</u></b>	<b><u>69,895</u></b>	<b><u>69,895</u></b>	<b><u>69,968</u></b>
<b>51 - MATERIALS &amp; SUPPLIES</b>						
10040420-51410   SMALL TOOLS & EQUIPMENT	19,387	13,300	7,131	27,290	27,290	27,891
10040420-51411   SMALL SCHEDULED EQUIPMENT	313	-	-	62,426	62,426	8,487
10040420-51900   OTHER SUPPLIES	1,955	2,436	2,018	2,582	2,582	2,639
	<b><u>21,655</u></b>	<b><u>15,736</u></b>	<b><u>9,149</u></b>	<b><u>92,298</u></b>	<b><u>92,298</u></b>	<b><u>39,017</u></b>
<b>52 - CONTRACTUAL SERVCS</b>						
10040420-52999   OTHER CONTRACTUAL SERVICES	393	402	63	413	413	423
	<b><u>393</u></b>	<b><u>402</u></b>	<b><u>63</u></b>	<b><u>413</u></b>	<b><u>413</u></b>	<b><u>423</u></b>
<b>59 - INTERFUND &amp; TFR OUT</b>						
10040420-59300   TFR TO VERF FUND	-	-	15,064	20,085	20,085	24,883
10040420-59600   TFR TO EQUIPMENT SERVICES	28,361	17,357	9,664	26,020	26,020	23,963
10040420-59610   TFR TO INFORMATION TECH FUND	-	-	3,808	4,972	4,972	3,349
	<b><u>28,361</u></b>	<b><u>17,357</u></b>	<b><u>28,536</u></b>	<b><u>51,077</u></b>	<b><u>51,077</u></b>	<b><u>52,195</u></b>
<b>10040420 - TOOL ROOM TOTAL</b>	<b>115,480</b>	<b>105,109</b>	<b>99,303</b>	<b>213,683</b>	<b>213,683</b>	<b>161,603</b>

	<b>FY18 Actual</b>	<b>FY19 Actual</b>	<b>FY20 Actual</b>	<b>FY20 Budget</b>	<b>FY20 Estimate</b>	<b>FY21 Proposed</b>
<b><u>10040421 - SNOW AND ICE REMOVAL</u></b>						
<b>50 - SALARIES &amp; BENEFITS</b>						
10040421-50131   REGULAR OVERTIME	103,727	128,938	78,682	127,572	127,572	131,081
10040421-50152   STANDBY PAY	18,480	16,610	15,970	25,744	25,744	26,452
10040421-50210   INSURANCE	-	8,079	2,382	-	-	-
10040421-50220   FICA AND MEDICARE	-	9,228	7,132	-	-	-
10040421-50251   IMRF & SURS	-	12,269	10,152	-	-	-
	<b><u>122,207</u></b>	<b><u>175,123</u></b>	<b><u>114,317</u></b>	<b><u>153,316</u></b>	<b><u>153,316</u></b>	<b><u>157,533</u></b>
<b>51 - MATERIALS &amp; SUPPLIES</b>						
10040421-51340   SALT	65,612	76,070	115,104	116,125	116,125	90,763
10040421-51410   SMALL TOOLS & EQUIPMENT	6,359	3,678	-	4,000	4,000	6,089
10040421-51900   OTHER SUPPLIES	11,646	917	2,920	3,500	3,500	7,874
	<b><u>83,617</u></b>	<b><u>80,665</u></b>	<b><u>118,024</u></b>	<b><u>123,625</u></b>	<b><u>123,625</u></b>	<b><u>104,726</u></b>
<b>52 - CONTRACTUAL SERVCS</b>						
10040421-52102   TECHNOLOGY SERVICES	1,218	1,255	1,293	1,679	1,679	1,716
10040421-52320   TRAVEL, EDUCATION AND TRAINING	821	455	-	1,150	1,150	1,176
10040421-52600   UTILITIES	2,073	1,997	1,298	2,479	2,479	2,534
10040421-52905   EQUIPMENT RENTAL	-	3,769	-	3,854	3,854	3,939
10040421-52999   OTHER CONTRACTUAL SERVICES	-	175	-	259	259	265
	<b><u>4,112</u></b>	<b><u>7,651</u></b>	<b><u>2,591</u></b>	<b><u>9,421</u></b>	<b><u>9,421</u></b>	<b><u>9,630</u></b>
<b>59 - INTERFUND &amp; TFR OUT</b>						
10040421-59099   OTHER INTERDEPT CHARGES	-	25,078	-	-	-	-
10040421-59300   TFR TO VERF FUND	-	-	1,127	1,503	1,503	1,861
10040421-59370   TFR TO RETAINED RISK FUND	9,928	10,151	7,804	10,405	10,405	10,692
10040421-59600   TFR TO EQUIPMENT SERVICES	8,202	3,135	2,996	9,164	9,164	6,591
	<b><u>18,130</u></b>	<b><u>38,364</u></b>	<b><u>11,927</u></b>	<b><u>21,072</u></b>	<b><u>21,072</u></b>	<b><u>19,144</u></b>
<b>10040421 - SNOW AND ICE REMOVAL TOTAL</b>	<b>228,066</b>	<b>301,804</b>	<b>246,860</b>	<b>307,434</b>	<b>307,434</b>	<b>291,033</b>



	<b>FY18 Actual</b>	<b>FY19 Actual</b>	<b>FY20 Actual</b>	<b>FY20 Budget</b>	<b>FY20 Estimate</b>	<b>FY21 Proposed</b>
<b><u>10040422 - TRAFFIC CONTROL</u></b>						
<b>50 - SALARIES &amp; BENEFITS</b>						
10040422-50110   SALARY - REGULAR EMPLOYEES	148,019	165,410	126,773	157,432	157,432	225,851
10040422-50156   BONUS	-	5,000	-	-	-	-
10040422-50160   SEPARATION PAY	-	-	10,308	-	-	-
10040422-50210   INSURANCE	11,398	22,697	27,538	26,602	26,602	47,772
10040422-50220   FICA AND MEDICARE	10,749	12,631	9,078	12,044	12,044	17,284
10040422-50230   EMPLOYEE ALLOWANCES	-	1,300	1,725	1,509	1,509	1,551
10040422-50240   RHS CONTRIBUTION	544	550	479	569	569	107
10040422-50251   IMRF & SURS	17,894	18,376	14,115	16,358	16,358	28,642
	<b><u>188,604</u></b>	<b><u>225,962</u></b>	<b><u>190,015</u></b>	<b><u>214,514</u></b>	<b><u>214,514</u></b>	<b><u>321,207</u></b>
<b>51 - MATERIALS &amp; SUPPLIES</b>						
10040422-51320   REPAIR & MAINTENANCE MATERIALS	393	196	821	5,517	5,517	41,320
10040422-51410   SMALL TOOLS & EQUIPMENT	1,957	-	-	-	-	2,000
10040422-51900   OTHER SUPPLIES	38,371	13,801	19,739	52,789	52,789	-
	<b><u>40,722</u></b>	<b><u>13,997</u></b>	<b><u>20,561</u></b>	<b><u>58,306</u></b>	<b><u>58,306</u></b>	<b><u>43,320</u></b>
<b>52 - CONTRACTUAL SERVCS</b>						
10040422-52310   DUES AND MEMBERSHIPS	222	220	525	869	869	889
10040422-52320   TRAVEL, EDUCATION AND TRAINING	155	387	36	250	250	3,256
10040422-52600   UTILITIES	773	1,135	720	966	966	170
10040422-52999   OTHER CONTRACTUAL SERVICES	639	747	323	776	776	794
	<b><u>1,790</u></b>	<b><u>2,489</u></b>	<b><u>1,604</u></b>	<b><u>2,861</u></b>	<b><u>2,861</u></b>	<b><u>5,109</u></b>
<b>59 - INTERFUND &amp; TFR OUT</b>						
10040422-59300   TFR TO VERF FUND	-	-	12,552	16,736	16,736	20,733
10040422-59370   TFR TO RETAINED RISK FUND	13,684	13,992	10,757	14,342	14,342	14,737
10040422-59600   TFR TO EQUIPMENT SERVICES	6,344	11,926	10,218	8,728	8,728	12,515
10040422-59610   TFR TO INFORMATION TECH FUND	-	-	6,980	9,592	9,592	6,049
	<b><u>20,028</u></b>	<b><u>25,918</u></b>	<b><u>40,507</u></b>	<b><u>49,398</u></b>	<b><u>49,398</u></b>	<b><u>54,034</u></b>
<b>10040422 - TRAFFIC CONTROL TOTAL</b>	<b>251,144</b>	<b>268,367</b>	<b>252,687</b>	<b>325,079</b>	<b>325,079</b>	<b>423,670</b>

	<b>FY18 Actual</b>	<b>FY19 Actual</b>	<b>FY20 Actual</b>	<b>FY20 Budget</b>	<b>FY20 Estimate</b>	<b>FY21 Proposed</b>
<b><u>10040423 - STREET LIGHTING</u></b>						
<b>50 - SALARIES &amp; BENEFITS</b>						
10040423-50110   SALARY - REGULAR EMPLOYEES	243,139	212,230	200,005	186,055	249,911	260,903
10040423-50156   BONUS	-	5,000	-	-	-	-
10040423-50160   SEPARATION PAY	-	-	63,856	63,856	-	-
10040423-50210   INSURANCE	34,930	24,581	24,120	38,923	38,923	36,042
10040423-50220   FICA AND MEDICARE	20,365	16,756	18,295	19,119	19,119	19,965
10040423-50230   EMPLOYEE ALLOWANCES	2,359	2,676	1,650	4,679	4,679	4,808
10040423-50240   RHS CONTRIBUTION	855	870	812	894	894	709
10040423-50251   IMRF & SURS	32,322	24,549	22,157	25,966	25,966	33,084
	<b><u>333,969</u></b>	<b><u>286,663</u></b>	<b><u>330,894</u></b>	<b><u>339,492</u></b>	<b><u>339,492</u></b>	<b><u>355,511</u></b>
<b>51 - MATERIALS &amp; SUPPLIES</b>						
10040423-51410   SMALL TOOLS & EQUIPMENT	393	495	596	775	775	1,035
10040423-51900   OTHER SUPPLIES	24,838	51,355	32,261	51,117	51,117	50,000
	<b><u>25,231</u></b>	<b><u>51,849</u></b>	<b><u>32,857</u></b>	<b><u>51,892</u></b>	<b><u>51,892</u></b>	<b><u>51,035</u></b>
<b>52 - CONTRACTUAL SERVCS</b>						
10040423-52202   EQUIPMENT REPAIR & MAINT	-	-	3,300	3,300	3,300	-
10040423-52299   OTHER MAINT COSTS	472	-	2,241	5,138	5,138	8,625
10040423-52320   TRAVEL, EDUCATION AND TRAINING	838	400	307	605	605	3,619
10040423-52600   UTILITIES	167,499	241,925	249,113	281,486	281,486	287,497
10040423-52999   OTHER CONTRACTUAL SERVICES	784	313	426	2,862	2,862	2,925
	<b><u>169,592</u></b>	<b><u>242,638</u></b>	<b><u>255,386</u></b>	<b><u>293,391</u></b>	<b><u>293,391</u></b>	<b><u>302,666</u></b>
<b>59 - INTERFUND &amp; TFR OUT</b>						
10040423-59300   TFR TO VERF FUND	-	-	13,592	18,122	18,122	35,338
10040423-59370   TFR TO RETAINED RISK FUND	18,220	18,630	14,322	19,096	19,096	19,622
10040423-59600   TFR TO EQUIPMENT SERVICES	32,367	18,661	19,989	32,624	32,624	30,926
10040423-59610   TFR TO INFORMATION TECH FUND	-	-	7,930	10,891	10,891	9,680
	<b><u>50,587</u></b>	<b><u>37,291</u></b>	<b><u>55,833</u></b>	<b><u>80,733</u></b>	<b><u>80,733</u></b>	<b><u>95,566</u></b>
<b>10040423 - STREET LIGHTING TOTAL</b>	<b>579,380</b>	<b>618,441</b>	<b>674,970</b>	<b>765,508</b>	<b>765,508</b>	<b>804,778</b>

	<b>FY18 Actual</b>	<b>FY19 Actual</b>	<b>FY20 Actual</b>	<b>FY20 Budget</b>	<b>FY20 Estimate</b>	<b>FY21 Proposed</b>
<b><u>10040424 - STREET MAINT. &amp; CONSTRUCTION</u></b>						
<b>50 - SALARIES &amp; BENEFITS</b>						
10040424-50110   SALARY - REGULAR EMPLOYEES	673,805	654,579	559,240	678,569	678,569	792,016
10040424-50120   SALARY - TEMPORARY EMPLOYEES	10,127	9,669	-	-	-	-
10040424-50156   BONUS	-	27,500	-	-	-	-
10040424-50160   SEPARATION PAY	-	-	16,229	34,009	34,009	-
10040424-50210   INSURANCE	94,957	88,992	65,499	104,527	104,527	82,230
10040424-50220   FICA AND MEDICARE	51,077	52,860	42,516	54,513	54,513	60,599
10040424-50230   EMPLOYEE ALLOWANCES	-	7,800	6,200	7,976	7,976	8,196
10040424-50240   RHS CONTRIBUTION	935	957	105	292	292	107
10040424-50251   IMRF & SURS	78,752	73,211	60,150	74,037	74,037	100,435
	<b><u>909,653</u></b>	<b><u>915,568</u></b>	<b><u>749,939</u></b>	<b><u>953,923</u></b>	<b><u>953,923</u></b>	<b><u>1,043,583</u></b>
<b>51 - MATERIALS &amp; SUPPLIES</b>						
10040424-51310   CONSTRUCTION MATERIALS	113,407	104,517	64,002	138,540	138,540	151,153
10040424-51320   REPAIR & MAINTENANCE MATERIALS	31	688	-	3,254	3,254	13,364
10040424-51330   FUEL	209	196	368	1,193	1,193	-
10040424-51410   SMALL TOOLS & EQUIPMENT	5,166	7,348	2,434	19,390	19,390	9,817
10040424-51900   OTHER SUPPLIES	1,528	2,780	1,065	9,827	9,827	-
	<b><u>120,342</u></b>	<b><u>115,529</u></b>	<b><u>67,868</u></b>	<b><u>172,204</u></b>	<b><u>172,204</u></b>	<b><u>174,334</u></b>
<b>52 - CONTRACTUAL SVRCS</b>						
10040424-52204   INFRASTRUCTURE MAINT	1,852	-	-	2,582	2,582	-
10040424-52299   OTHER MAINT COSTS	-	-	-	26	26	-
10040424-52320   TRAVEL, EDUCATION AND TRAINING	65	416	-	2,930	2,930	6,878
10040424-52600   UTILITIES	-	440	400	491	491	502
10040424-52905   EQUIPMENT RENTAL	-	2,001	-	4,622	4,622	4,724
10040424-52999   OTHER CONTRACTUAL SERVICES	56,883	39,231	22,544	45,975	45,975	46,987
	<b><u>58,800</u></b>	<b><u>42,088</u></b>	<b><u>22,944</u></b>	<b><u>56,626</u></b>	<b><u>56,626</u></b>	<b><u>59,091</u></b>
<b>59 - INTERFUND &amp; TFR OUT</b>						
10040424-59099   OTHER INTERDEPT CHARGES	-	19,068	-	-	-	-
10040424-59300   TFR TO VERF FUND	-	-	178,337	237,782	237,782	291,874
10040424-59370   TFR TO RETAINED RISK FUND	43,146	44,117	33,915	45,220	45,220	46,464
10040424-59600   TFR TO EQUIPMENT SERVICES	181,699	156,006	126,027	209,952	209,952	202,945
10040424-59610   TFR TO INFORMATION TECH FUND	-	-	3,987	5,246	5,246	5,111
	<b><u>224,845</u></b>	<b><u>219,191</u></b>	<b><u>342,266</u></b>	<b><u>498,200</u></b>	<b><u>498,200</u></b>	<b><u>546,394</u></b>
<b>10040424 - STREET MAINT. &amp; CONSTRUCTION TOTAL</b>	<b><u>1,313,639</u></b>	<b><u>1,292,375</u></b>	<b><u>1,183,018</u></b>	<b><u>1,680,953</u></b>	<b><u>1,680,953</u></b>	<b><u>1,823,402</u></b>

	<b>FY18 Actual</b>	<b>FY19 Actual</b>	<b>FY20 Actual</b>	<b>FY20 Budget</b>	<b>FY20 Estimate</b>	<b>FY21 Proposed</b>
<b><u>10040425 - SEWER MAINT. &amp; CONSTRUCTION</u></b>						
<b>50 - SALARIES &amp; BENEFITS</b>						
10040425-50110   SALARY - REGULAR EMPLOYEES	292,761	308,596	247,917	374,401	374,401	311,163
10040425-50156   BONUS	-	10,000	-	-	-	-
10040425-50210   INSURANCE	46,339	47,685	41,366	66,791	66,791	46,041
10040425-50220   FICA AND MEDICARE	23,391	24,438	17,988	28,642	28,642	23,809
10040425-50230   EMPLOYEE ALLOWANCES	-	2,600	3,310	2,803	2,803	2,881
10040425-50240   RHS CONTRIBUTION	426	430	404	445	445	107
10040425-50251   IMRF & SURS	37,261	35,576	26,254	38,900	38,900	39,458
	<b><u>400,178</u></b>	<b><u>429,326</u></b>	<b><u>337,239</u></b>	<b><u>511,982</u></b>	<b><u>511,982</u></b>	<b><u>423,459</u></b>
<b>51 - MATERIALS &amp; SUPPLIES</b>						
10040425-51410   SMALL TOOLS & EQUIPMENT	23,088	9,067	17,719	38,537	38,537	22,385
10040425-51900   OTHER SUPPLIES	6,382	-	397	4,676	4,676	16,779
	<b><u>29,469</u></b>	<b><u>9,067</u></b>	<b><u>18,116</u></b>	<b><u>43,213</u></b>	<b><u>43,213</u></b>	<b><u>39,164</u></b>
<b>52 - CONTRACTUAL SERVCS</b>						
10040425-52201   BUILDING REPAIR & MAINT	160	75	-	-	-	-
10040425-52320   TRAVEL, EDUCATION AND TRAINING	587	60	1,432	1,740	1,740	6,779
10040425-52600   UTILITIES	-	1,626	800	1,439	1,963	2,007
10040425-52999   OTHER CONTRACTUAL SERVICES	1,272	1,108	753	6,219	6,219	6,356
	<b><u>2,019</u></b>	<b><u>2,869</u></b>	<b><u>2,986</u></b>	<b><u>9,398</u></b>	<b><u>9,922</u></b>	<b><u>15,142</u></b>
<b>59 - INTERFUND &amp; TFR OUT</b>						
10040425-59099   OTHER INTERDEPT CHARGES	-	30,466	27,022	31,000	31,000	31,000
10040425-59300   TFR TO VERF FUND	-	-	67,097	89,463	89,463	110,810
10040425-59370   TFR TO RETAINED RISK FUND	20,135	20,588	15,827	21,103	21,103	21,684
10040425-59600   TFR TO EQUIPMENT SERVICES	47,954	27,335	21,024	48,049	48,049	42,617
10040425-59610   TFR TO INFORMATION TECH FUND	-	-	5,136	7,142	7,142	5,736
	<b><u>68,089</u></b>	<b><u>78,389</u></b>	<b><u>136,106</u></b>	<b><u>196,757</u></b>	<b><u>196,757</u></b>	<b><u>211,847</u></b>
<b>10040425 - SEWER MAINT. &amp; CONSTRUCTION TOTAL</b>	<b>499,756</b>	<b>519,651</b>	<b>494,447</b>	<b>761,350</b>	<b>761,874</b>	<b>689,612</b>

	<b>FY18 Actual</b>	<b>FY19 Actual</b>	<b>FY20 Actual</b>	<b>FY20 Budget</b>	<b>FY20 Estimate</b>	<b>FY21 Proposed</b>
<b><u>10040426 - TRAFFIC SIGNALS</u></b>						
<b>50 - SALARIES &amp; BENEFITS</b>						
10040426-50110   SALARY - REGULAR EMPLOYEES	90,912	124,854	75,951	92,864	92,864	94,665
10040426-50156   BONUS	-	2,500	-	-	-	-
10040426-50210   INSURANCE	11,291	13,469	12,372	19,041	19,041	10,938
10040426-50220   FICA AND MEDICARE	6,801	8,416	5,329	7,105	7,105	7,245
10040426-50230   EMPLOYEE ALLOWANCES	-	650	650	665	665	684
10040426-50240   RHS CONTRIBUTION	905	929	281	224	224	257
10040426-50251   IMRF & SURS	10,994	12,751	8,040	9,649	9,649	12,005
	<b><u>120,904</u></b>	<b><u>163,570</u></b>	<b><u>102,622</u></b>	<b><u>129,548</u></b>	<b><u>129,548</u></b>	<b><u>125,794</u></b>
<b>51 - MATERIALS &amp; SUPPLIES</b>						
10040426-51410   SMALL TOOLS & EQUIPMENT	9,223	6,903	-	-	-	-
10040426-51900   OTHER SUPPLIES	388	342	3,715	13,038	13,038	12,325
	<b><u>9,611</u></b>	<b><u>7,246</u></b>	<b><u>3,715</u></b>	<b><u>13,038</u></b>	<b><u>13,038</u></b>	<b><u>12,325</u></b>
<b>52 - CONTRACTUAL SERVCS</b>						
10040426-52202   EQUIPMENT REPAIR & MAINT	1,456	-	1,685	2,582	2,582	2,039
10040426-52320   TRAVEL, EDUCATION AND TRAINING	-	-	-	-	-	1,600
10040426-52600   UTILITIES	-	1,331	1,632	1,996	1,472	1,505
10040426-52999   OTHER CONTRACTUAL SERVICES	84	286	227	445	445	455
	<b><u>1,540</u></b>	<b><u>1,617</u></b>	<b><u>3,543</u></b>	<b><u>5,023</u></b>	<b><u>4,499</u></b>	<b><u>5,599</u></b>
<b>59 - INTERFUND &amp; TFR OUT</b>						
10040426-59300   TFR TO VERF FUND	-	-	11,633	15,510	15,510	20,678
10040426-59370   TFR TO RETAINED RISK FUND	9,263	9,471	7,281	9,708	9,708	9,975
10040426-59600   TFR TO EQUIPMENT SERVICES	6,018	10,448	5,926	8,015	8,015	9,858
10040426-59610   TFR TO INFORMATION TECH FUND	-	-	2,499	3,479	3,479	3,483
	<b><u>15,281</u></b>	<b><u>19,919</u></b>	<b><u>27,339</u></b>	<b><u>36,712</u></b>	<b><u>36,712</u></b>	<b><u>43,994</u></b>
<b>10040426 - TRAFFIC SIGNALS TOTAL</b>	<b>147,336</b>	<b>192,351</b>	<b>137,219</b>	<b>184,321</b>	<b>183,797</b>	<b>187,712</b>

	<b>FY18 Actual</b>	<b>FY19 Actual</b>	<b>FY20 Actual</b>	<b>FY20 Budget</b>	<b>FY20 Estimate</b>	<b>FY21 Proposed</b>
<b><u>10040427 - ROW AND TECHNICAL SUPPORT</u></b>						
<b>50 - SALARIES &amp; BENEFITS</b>						
10040427-50110   SALARY - REGULAR EMPLOYEES	19,683	19,929	11,862	15,768	15,768	15,051
10040427-50210   INSURANCE	2,385	2,419	1,682	1,899	1,899	2,098
10040427-50220   FICA AND MEDICARE	1,460	1,483	925	1,206	1,206	1,154
10040427-50230   EMPLOYEE ALLOWANCES	-	-	15	36	36	37
10040427-50240   RHS CONTRIBUTION	191	194	75	123	123	-
10040427-50251   IMRF & SURS	2,339	2,148	1,246	1,638	1,638	1,909
	<b><u>26,058</u></b>	<b><u>26,173</u></b>	<b><u>15,805</u></b>	<b><u>20,670</u></b>	<b><u>20,670</u></b>	<b><u>20,249</u></b>
<b>52 - CONTRACTUAL SERVCS</b>						
10040427-52102   TECHNOLOGY SERVICES	-	-	-	-	-	15,100
10040427-52320   TRAVEL, EDUCATION AND TRAINING	6,480	3,214	3,740	6,662	6,662	6,809
10040427-52500   INTERGOVERNMENTAL AND AGENCY	6,887	8,536	7,206	10,740	10,740	10,740
10040427-52906   LANDSCAPING SERVICES	-	-	-	547	547	560
10040427-52999   OTHER CONTRACTUAL SERVICES	175	175	-	3,728	3,728	3,811
	<b><u>13,541</u></b>	<b><u>11,925</u></b>	<b><u>10,946</u></b>	<b><u>21,677</u></b>	<b><u>21,677</u></b>	<b><u>37,020</u></b>
<b>59 - INTERFUND &amp; TFR OUT</b>						
10040427-59300   TFR TO VERF FUND	-	-	2,171	2,895	2,895	3,586
10040427-59370   TFR TO RETAINED RISK FUND	1,448	1,481	1,139	1,518	1,518	1,560
10040427-59600   TFR TO EQUIPMENT SERVICES	5,280	2,891	2,068	4,725	4,725	4,004
10040427-59610   TFR TO INFORMATION TECH FUND	-	-	686	919	919	638
	<b><u>6,728</u></b>	<b><u>4,372</u></b>	<b><u>6,064</u></b>	<b><u>10,057</u></b>	<b><u>10,057</u></b>	<b><u>9,788</u></b>
<b>10040427 - ROW AND TECHNICAL SUPPORT TOTAL</b>	<b>46,327</b>	<b>42,470</b>	<b>32,815</b>	<b>52,404</b>	<b>52,404</b>	<b>67,057</b>

	<b>FY18 Actual</b>	<b>FY19 Actual</b>	<b>FY20 Actual</b>	<b>FY20 Budget</b>	<b>FY20 Estimate</b>	<b>FY21 Proposed</b>
<b><u>10040440 - ENGINEERING - DEVELOPMENT</u></b>						
<b>50 - SALARIES &amp; BENEFITS</b>						
10040440-50110   SALARY - REGULAR EMPLOYEES	441,996	225,343	113,186	215,725	215,725	221,725
10040440-50131   REGULAR OVERTIME	-	-	-	-	-	31,391
10040440-50160   SEPARATION PAY	-	-	18,277	18,277	18,277	-
10040440-50210   INSURANCE	30,317	28,525	15,829	30,328	30,328	27,612
10040440-50220   FICA AND MEDICARE	30,796	16,878	8,869	17,901	17,901	16,964
10040440-50230   EMPLOYEE ALLOWANCES	-	-	60	360	360	740
10040440-50240   RHS CONTRIBUTION	2,493	1,008	1,047	1,046	1,046	-
10040440-50251   IMRF & SURS	35,484	24,124	12,570	24,313	24,313	28,116
	<b><u>541,085</u></b>	<b><u>295,879</u></b>	<b><u>169,838</u></b>	<b><u>307,950</u></b>	<b><u>307,950</u></b>	<b><u>326,548</u></b>
<b>51 - MATERIALS &amp; SUPPLIES</b>						
10040440-51410   SMALL TOOLS & EQUIPMENT	-	-	-	-	-	1,426
10040440-51411   SMALL SCHEDULED EQUIPMENT	2,229	-	558	4,451	4,451	5,888
	<b><u>2,229</u></b>	<b><u>-</u></b>	<b><u>558</u></b>	<b><u>4,451</u></b>	<b><u>4,451</u></b>	<b><u>7,314</u></b>
<b>52 - CONTRACTUAL SVRCS</b>						
10040440-52106   ARCHITECTURAL & ENG SERVICES	554	219	54	452	452	20,902
10040440-52199   OTHER PROFESSIONAL SERVICES	38,652	38,350	40,381	40,395	40,395	41,284
10040440-52202   EQUIPMENT REPAIR & MAINT	-	-	-	1,549	1,549	1,584
10040440-52310   DUES AND MEMBERSHIPS	295	-	596	880	880	1,814
10040440-52320   TRAVEL, EDUCATION AND TRAINING	5,728	2,996	2,016	4,225	4,225	7,916
10040440-52600   UTILITIES	6,192	2,454	665	947	947	6,570
10040440-52902   POSTAGE & PRINTING	63	-	-	-	-	511
10040440-52907   CREDIT CARD & BANK FEES	53	176	153	75	75	75
	<b><u>51,537</u></b>	<b><u>44,194</u></b>	<b><u>43,865</u></b>	<b><u>48,523</u></b>	<b><u>48,523</u></b>	<b><u>80,656</u></b>
<b>59 - INTERFUND &amp; TFR OUT</b>						
10040440-59300   TFR TO VERF FUND	-	-	5,708	7,610	7,610	9,428
10040440-59370   TFR TO RETAINED RISK FUND	8,441	8,631	6,635	8,847	8,847	9,091
10040440-59600   TFR TO EQUIPMENT SERVICES	4,508	4,917	784	7,017	7,017	4,694
10040440-59610   TFR TO INFORMATION TECH FUND	-	-	6,622	9,188	9,188	9,145
	<b><u>12,949</u></b>	<b><u>13,548</u></b>	<b><u>19,748</u></b>	<b><u>32,662</u></b>	<b><u>32,662</u></b>	<b><u>32,358</u></b>
<b>10040440 - ENGINEERING - DEVELOPMENT TOTAL</b>	<b>607,799</b>	<b>353,621</b>	<b>234,010</b>	<b>393,586</b>	<b>393,586</b>	<b>446,876</b>

	<b>FY18 Actual</b>	<b>FY19 Actual</b>	<b>FY20 Actual</b>	<b>FY20 Budget</b>	<b>FY20 Estimate</b>	<b>FY21 Proposed</b>
<b><u>10040441 - ENGINEERING - TRANSPORTATION</u></b>						
<b>50 - SALARIES &amp; BENEFITS</b>						
10040441-50110   SALARY - REGULAR EMPLOYEES	344,472	274,806	149,397	348,644	348,644	332,685
10040441-50120   SALARY - TEMPORARY EMPLOYEES	6,236	42,500	7,193	6,274	6,274	6,240
10040441-50131   REGULAR OVERTIME	25,406	5,956	232	29,567	29,567	-
10040441-50160   SEPARATION PAY	-	-	15,984	-	-	-
10040441-50210   INSURANCE	34,834	39,169	17,185	69,102	69,102	35,171
10040441-50220   FICA AND MEDICARE	29,746	24,390	12,091	27,151	27,151	25,933
10040441-50240   RHS CONTRIBUTION	1,634	1,649	1,028	1,027	1,027	-
10040441-50251   IMRF & SURS	39,586	33,332	16,030	36,224	36,224	42,980
	<b><u>481,914</u></b>	<b><u>421,801</u></b>	<b><u>219,140</u></b>	<b><u>517,989</u></b>	<b><u>517,989</u></b>	<b><u>443,009</u></b>
<b>51 - MATERIALS &amp; SUPPLIES</b>						
10040441-51410   SMALL TOOLS & EQUIPMENT	661	842	68	878	878	-
10040441-51411   SMALL SCHEDULED EQUIPMENT	-	-	259	5,142	5,142	-
	<b><u>661</u></b>	<b><u>842</u></b>	<b><u>327</u></b>	<b><u>6,020</u></b>	<b><u>6,020</u></b>	<b><u>-</u></b>
<b>52 - CONTRACTUAL SERVCS</b>						
10040441-52106   ARCHITECTURAL & ENG SERVICES	-	500	1,480	20,000	20,000	-
10040441-52310   DUES AND MEMBERSHIPS	-	-	61	894	894	-
10040441-52320   TRAVEL, EDUCATION AND TRAINING	-	2,738	1,130	3,520	3,520	-
10040441-52600   UTILITIES	798	4,380	2,848	3,880	3,880	-
10040441-52902   POSTAGE & PRINTING	-	371	446	500	500	-
	<b><u>798</u></b>	<b><u>7,989</u></b>	<b><u>5,964</u></b>	<b><u>28,794</u></b>	<b><u>28,794</u></b>	<b><u>-</u></b>
<b>59 - INTERFUND &amp; TFR OUT</b>						
10040441-59300   TFR TO VERF FUND	-	-	2,987	3,983	3,983	4,935
10040441-59370   TFR TO RETAINED RISK FUND	5,791	5,921	4,552	6,069	6,069	6,236
10040441-59600   TFR TO EQUIPMENT SERVICES	2,890	4,678	5,987	4,883	4,883	5,251
10040441-59610   TFR TO INFORMATION TECH FUND	-	-	20,295	26,069	26,069	12,827
	<b><u>8,681</u></b>	<b><u>10,599</u></b>	<b><u>33,822</u></b>	<b><u>41,004</u></b>	<b><u>41,004</u></b>	<b><u>29,249</u></b>
<b>10040441 - ENGINEERING - TRANSPORTATION TOTAL</b>	<b>492,052</b>	<b>441,231</b>	<b>259,253</b>	<b>593,807</b>	<b>593,807</b>	<b>472,258</b>



	<b>FY18 Actual</b>	<b>FY19 Actual</b>	<b>FY20 Actual</b>	<b>FY20 Budget</b>	<b>FY20 Estimate</b>	<b>FY21 Proposed</b>
<b><u>10040442 - ENGINEERING - DRAININAGE</u></b>						
<b>50 - SALARIES &amp; BENEFITS</b>						
10040442-50110   SALARY - REGULAR EMPLOYEES	206,991	209,684	201,586	213,870	213,870	228,375
10040442-50120   SALARY - TEMPORARY EMPLOYEES	6,065	5,135	3,545	7,320	7,320	7,280
10040442-50131   REGULAR OVERTIME	561	-	-	982	982	-
10040442-50210   INSURANCE	14,378	15,090	13,044	16,002	16,002	17,125
10040442-50220   FICA AND MEDICARE	14,087	16,216	15,610	16,921	16,921	18,030
10040442-50230   EMPLOYEE ALLOWANCES	-	-	330	360	360	-
10040442-50240   RHS CONTRIBUTION	1,351	1,365	1,392	1,397	1,397	1,430
10040442-50251   IMRF & SURS	23,912	22,625	21,521	22,221	22,221	29,884
	<b><u>267,346</u></b>	<b><u>270,116</u></b>	<b><u>257,028</u></b>	<b><u>279,073</u></b>	<b><u>279,073</u></b>	<b><u>302,124</u></b>
<b>51 - MATERIALS &amp; SUPPLIES</b>						
10040442-51410   SMALL TOOLS & EQUIPMENT	318	387	-	516	516	-
	<b><u>318</u></b>	<b><u>387</u></b>	<b><u>-</u></b>	<b><u>516</u></b>	<b><u>516</u></b>	<b><u>-</u></b>
<b>52 - CONTRACTUAL SERVCS</b>						
10040442-52600   UTILITIES	319	340	981	1,600	1,600	-
	<b><u>319</u></b>	<b><u>340</u></b>	<b><u>981</u></b>	<b><u>1,600</u></b>	<b><u>1,600</u></b>	<b><u>-</u></b>
<b>59 - INTERFUND &amp; TFR OUT</b>						
10040442-59300   TFR TO VERF FUND	-	-	2,246	2,995	2,995	3,709
10040442-59370   TFR TO RETAINED RISK FUND	5,450	5,573	4,284	5,712	5,712	5,870
10040442-59600   TFR TO EQUIPMENT SERVICES	9,384	7,972	4,243	11,474	11,474	9,842
10040442-59610   TFR TO INFORMATION TECH FUND	-	-	5,693	8,073	8,073	20,609
	<b><u>14,834</u></b>	<b><u>13,545</u></b>	<b><u>16,466</u></b>	<b><u>28,254</u></b>	<b><u>28,254</u></b>	<b><u>40,030</u></b>
<b>10040442 - ENGINEERING - DRAININAGE TOTAL</b>	<b>282,817</b>	<b>284,388</b>	<b>274,475</b>	<b>309,443</b>	<b>309,443</b>	<b>342,154</b>

	FY18 Actual	FY19 Actual	FY20 Actual	FY20 Budget	FY20 Estimate	FY21 Proposed
<b><u>10040450 - ENVIRONMENT &amp; SUSTAINABILITY</u></b>						
<b>50 - SALARIES &amp; BENEFITS</b>						
10040450-50110   SALARY - REGULAR EMPLOYEES	77,019	79,059	40,970	40,770	40,770	41,141
10040450-50210   INSURANCE	6,534	6,834	2,961	3,736	3,736	3,318
10040450-50220   FICA AND MEDICARE	5,774	6,110	3,123	3,119	3,119	3,148
10040450-50230   EMPLOYEE ALLOWANCES	-	-	30	360	360	370
10040450-50240   RHS CONTRIBUTION	773	781	812	811	811	415
10040450-50251   IMRF & SURS	8,849	8,455	4,372	4,236	4,236	5,217
	<b><u>98,949</u></b>	<b><u>101,239</u></b>	<b><u>52,267</u></b>	<b><u>53,032</u></b>	<b><u>53,032</u></b>	<b><u>53,609</u></b>
<b>51 - MATERIALS &amp; SUPPLIES</b>						
10040450-51200   PUBLICATIONS	67	30	65	414	414	424
10040450-51900   OTHER SUPPLIES	-	61	55	103	103	106
	<b><u>67</u></b>	<b><u>91</u></b>	<b><u>120</u></b>	<b><u>517</u></b>	<b><u>517</u></b>	<b><u>530</u></b>
<b>52 - CONTRACTUAL SERVCS</b>						
10040450-52104   DISPOSAL & RECYCLING SERVICES	285	258	689	1,136	1,136	1,161
10040450-52310   DUES AND MEMBERSHIPS	600	600	700	700	700	700
10040450-52320   TRAVEL, EDUCATION AND TRAINING	-	-	-	1,366	1,366	1,413
10040450-52500   INTERGOVERNMENTAL AND AGENCY	19,494	-	-	-	-	-
10040450-52600   UTILITIES	5,579	5,305	3,388	8,932	8,932	9,129
10040450-52909   ADV/MKTING/PUBLIC EDUCATION	200	247	20	1,861	1,861	1,902
	<b><u>26,158</u></b>	<b><u>6,410</u></b>	<b><u>4,798</u></b>	<b><u>13,995</u></b>	<b><u>13,995</u></b>	<b><u>14,305</u></b>
<b>59 - INTERFUND &amp; TFR OUT</b>						
10040450-59370   TFR TO RETAINED RISK FUND	3,888	3,975	3,056	4,074	4,074	4,187
10040450-59610   TFR TO INFORMATION TECH FUND	-	-	3,122	4,265	4,265	3,085
	<b><u>3,888</u></b>	<b><u>3,975</u></b>	<b><u>6,177</u></b>	<b><u>8,339</u></b>	<b><u>8,339</u></b>	<b><u>7,272</u></b>
<b>10040450 - ENVIRONMENT &amp; SUSTAINABILITY TOTAL</b>	<b>129,062</b>	<b>111,714</b>	<b>63,361</b>	<b>75,883</b>	<b>75,883</b>	<b>75,716</b>

	<b>FY18 Actual</b>	<b>FY19 Actual</b>	<b>FY20 Actual</b>	<b>FY20 Budget</b>	<b>FY20 Estimate</b>	<b>FY21 Proposed</b>
<b><u>10040451 - ENVIRONMENTAL CONTROL</u></b>						
<b>50 - SALARIES &amp; BENEFITS</b>						
10040451-50110   SALARY - REGULAR EMPLOYEES	53,749	54,120	-	-	-	-
10040451-50210   INSURANCE	6,534	6,842	1	170	-	-
10040451-50220   FICA AND MEDICARE	4,050	4,205	-	-	-	-
10040451-50240   RHS CONTRIBUTION	654	654	-	-	-	-
10040451-50251   IMRF & SURS	6,176	5,810	-	-	-	-
	<b><u>71,162</u></b>	<b><u>71,631</u></b>	<b><u>1</u></b>	<b><u>170</u></b>	<b><u>=</u></b>	<b><u>=</u></b>
<b>52 - CONTRACTUAL SERVCS</b>						
10040451-52104   DISPOSAL & RECYCLING SERVICES	26,399	17,692	-	-	-	-
10040451-52600   UTILITIES	360	90	-	-	-	-
10040451-52902   POSTAGE & PRINTING	159	-	-	-	-	-
	<b><u>26,918</u></b>	<b><u>17,782</u></b>	<b><u>=</u></b>	<b><u>=</u></b>	<b><u>=</u></b>	<b><u>=</u></b>
<b>59 - INTERFUND &amp; TFR OUT</b>						
10040451-59370   TFR TO RETAINED RISK FUND	2,149	2,197	-	-	-	-
10040451-59600   TFR TO EQUIPMENT SERVICES	4,827	5,867	960	-	-	5,280
10040451-59610   TFR TO INFORMATION TECH FUND	-	-	1,814	311	311	2,089
	<b><u>6,976</u></b>	<b><u>8,064</u></b>	<b><u>2,773</u></b>	<b><u>311</u></b>	<b><u>311</u></b>	<b><u>7,369</u></b>
<b>10040451 - ENVIRONMENTAL CONTROL TOTAL</b>	<b>105,057</b>	<b>97,477</b>	<b>2,774</b>	<b>481</b>	<b>311</b>	<b>7,369</b>

# COMMUNITY DEVELOPMENT SERVICES DEPARTMENT

---

*The mission of the Community Development Services Department is to enhance improve the quality of life for Urbana citizens by providing economic development, affordable housing, land use planning, zoning enforcement, and building safety code enforcement.*

---

## Overview & Services

The Community Development Services Department consists of four divisions: Economic Development, Building Safety, Planning, and Grants Management.

### **Planning Division (10050510)**

- Plan for long-term City growth and evaluate policies for consistency with comprehensive plan; neighborhood or area planning.
- Manage community visioning projects (e.g., What's in Your Square?).
- Write, enforce, explain, and amend zoning and subdivision regulations.
- Review and approve non-development-related permits.
- Respond to zoning verification and planning/zoning-related FOIA requests.
- Lead interdepartmental staff review, negotiation, and board/commission/Council review process for annexations, developments, and subdivisions.
- Review building, sign, and other permits for zoning compliance.
- Administer Historic Preservation regulations; process Certificates of Appropriateness and applications for landmarks and historic districts; promote historic preservation; apply for federal historic districts; assist building owners with understanding historic tax credits, preservation regulations, etc.
- Assist Public Works Department with pedestrian and bicycle planning and implementation of transportation plans, projects, and programs.
- Participate in creation of and amendments to regional plans (e.g., Curtis Road Corridor Study), attend regular meetings and outreach events.
- Staff the following boards and commissions:
  - Design Review Board
  - Historic Preservation Commission
  - Plan Commission
  - Zoning Board of Appeals

### **Economic Development (10050501, 10050504, 10010109, Market Fund, TIF Funds)**

- Administer Economic Development programs to attract developers and incentivize new development and redevelopment projects for the City.
- Manage the Tax Increment Financing (TIF) Districts including TIF Incentives as well as the Urbana Enterprise Zone (including the Think Urbana program, which provides incentives for new residential construction).

- Operate the Urbana Farmer’s Market with a vision to connect the community with local food growers and producers, strengthen our local food economy, provide access to local artisans, and serve as a community gathering place.
- Administer the Public Arts and Culture program to foster a city where all residents may engage with the arts and where artists thrive and are valued.
- Staff the following boards and commissions:
  - Enterprise Zone Advisory Board
  - TIF Joint Review Board
  - Arts & Culture Commission
  - Market at the Square Advisory Board

**Building Safety (10050520, 10050521, 10050522, 10050551)**

- Lead construction plan review and permitting process, including distribution of submittals for review to other departments and divisions, code review of plan submittals, communicating responses; provide inspection services; issue permits, and collect fees.
- Review, issue permits and inspect sewer connections, coordinate reporting process with Urbana-Champaign Sanitary District (UCSD).
- License electrical contractors.
- Provide inspection and reporting services for U of I Certified housing, including inspection reports, attend and provide training, conduct follow-up inspections and provide contract administration.
- Inspect and verify code violations; respond to, citizen, tenant, and neighborhood complaints; take progressive enforcement actions to ensure compliance.
- Manage vacant structure registration, support filing of legal complaints for court action, follow-up on reports from Police and Fire Departments regarding fires / structural damage / hazards.
- Register and inspect all rental properties in the City. This includes systematic notification, inspection, compliance monitoring, ticket issuance (when needed), and annual fee collection, as well as providing landlord training via Central Illinois Rental Property Professionals (CIRPP) and University of Illinois Off-Campus-Community Living.
- Lead process for review and adoption of up-to-date construction codes to ensure application of current building codes and best practices.
- Enforce property maintenance code (vegetation, refuse control, and sidewalk snow removal).
- Staff the following boards:
  - Building Safety Code Board of Appeals
  - Property Maintenance Code Board of Appeals

**Grants Management (10050523, Fund 330 - CD Special Fund, Fund 331 CD Grants Fund)**

- Administer Federal funding from the Department of Housing and Urban Development (HUD) for affordable housing, community development, and social service programs intended to improve the quality of life and increase the number of affordable housing opportunities for low- and moderate-income Urbana residents. Act as lead agency for the Urbana HOME Consortium including working with the City of Champaign and Champaign County on affordable housing initiatives.
  - HOME Investment Partnership Program
  - Community Development Block Grant (CDBG)
- Work closely with neighborhood organizations, social services agencies, and citizens, in accordance with a Citizen Participation Plan adopted by City Council in 2018, to develop the City's five-year Consolidated Plan and Annual Action Plans to ensure that plans and budgets meet current community needs
- Administer the City's program for funding social services, including facilitating allocation decisions, preparing agreements for recipients, monitoring compliance, and making payments.
- Staff the following commission:
  - Community Development Commission.

**Contact Information**

<b>Business Hours</b>	<b>Address</b>	<b>Phone Number</b>
Monday - Friday 8AM - 5PM	400 S Vine St, Urbana, IL 61801	(217) 384-2439

	<b>FY18 Actual</b>	<b>FY19 Actual</b>	<b>FY20 Actual</b>	<b>FY20 Budget</b>	<b>FY20 Estimate</b>	<b>FY21 Proposed</b>
<b>50 - COMMUNITY DEVELOPMENT SUMMARY</b>						
<b><u>10050500 - COMMUNITY DEVELOPMENT ADMIN</u></b>						
50 - SALARIES & BENEFITS	191,015	147,280	183,060	259,828	259,828	109,866
51 - MATERIALS & SUPPLIES	28,010	2,579	481	2,067	2,067	2,541
52 - CONTRACTUAL SERVCS	21,087	4,870	2,413	16,703	16,703	15,760
59 - INTERFUND & TFR OUT	14,441	128,404	31,771	41,155	41,155	37,079
	<b><u>254,554</u></b>	<b><u>283,133</u></b>	<b><u>217,725</u></b>	<b><u>319,753</u></b>	<b><u>319,753</u></b>	<b><u>165,246</u></b>
<b><u>10050501 - GEN FUND ECONOMIC DEVELOPMENT</u></b>						
50 - SALARIES & BENEFITS	117,872	119,454	82,829	93,513	93,513	93,730
51 - MATERIALS & SUPPLIES	286	485	289	516	516	528
52 - CONTRACTUAL SERVCS	82,224	65,897	67,766	93,333	93,333	89,561
59 - INTERFUND & TFR OUT	3,271	3,345	10,007	13,523	13,523	10,895
	<b><u>203,653</u></b>	<b><u>189,181</u></b>	<b><u>160,890</u></b>	<b><u>200,885</u></b>	<b><u>200,885</u></b>	<b><u>194,714</u></b>
<b><u>10050504 - PUBLIC ARTS</u></b>						
50 - SALARIES & BENEFITS	1,337	529	4,186	5,177	5,177	1,291
52 - CONTRACTUAL SERVCS	31,435	21,285	15,275	41,262	41,262	29,264
59 - INTERFUND & TFR OUT	-	-	1,865	2,634	2,634	2,351
	<b><u>32,772</u></b>	<b><u>21,814</u></b>	<b><u>21,326</u></b>	<b><u>49,073</u></b>	<b><u>49,073</u></b>	<b><u>32,906</u></b>
<b><u>10050510 - PLANNING AND ZONING</u></b>						
50 - SALARIES & BENEFITS	406,928	411,220	331,842	466,861	466,861	443,353
51 - MATERIALS & SUPPLIES	2,157	2,213	666	2,995	2,995	2,696
52 - CONTRACTUAL SERVCS	68,282	69,317	64,170	71,140	71,140	70,486
59 - INTERFUND & TFR OUT	3,347	3,422	27,466	37,354	37,354	35,208
	<b><u>480,714</u></b>	<b><u>486,171</u></b>	<b><u>424,144</u></b>	<b><u>578,350</u></b>	<b><u>578,350</u></b>	<b><u>551,743</u></b>
<b><u>10050520 - NEW CONSTRUCTION</u></b>						
50 - SALARIES & BENEFITS	376,390	354,961	322,395	381,732	381,732	389,051
51 - MATERIALS & SUPPLIES	2,090	2,010	2,250	3,489	3,489	3,202
52 - CONTRACTUAL SERVCS	4,468	5,930	2,680	5,884	5,884	5,292
59 - INTERFUND & TFR OUT	17,061	10,095	12,955	37,735	37,735	31,825
	<b><u>400,009</u></b>	<b><u>372,996</u></b>	<b><u>340,280</u></b>	<b><u>428,840</u></b>	<b><u>428,840</u></b>	<b><u>429,370</u></b>
<b><u>10050521 - CODE COMPLIANCE</u></b>						
50 - SALARIES & BENEFITS	110,153	111,183	94,362	90,446	90,446	93,476
51 - MATERIALS & SUPPLIES	944	-	-	2,107	2,107	3,012
52 - CONTRACTUAL SERVCS	1,687	3,136	2,564	8,670	8,670	78,345
59 - INTERFUND & TFR OUT	7,058	6,457	7,951	14,441	14,441	13,085
	<b><u>119,843</u></b>	<b><u>120,776</u></b>	<b><u>104,878</u></b>	<b><u>115,664</u></b>	<b><u>115,664</u></b>	<b><u>187,918</u></b>
<b><u>10050522 - RENTAL HOUSING</u></b>						
50 - SALARIES & BENEFITS	119,979	87,332	75,097	120,277	120,277	89,409
51 - MATERIALS & SUPPLIES	107	97	-	320	320	-
52 - CONTRACTUAL SERVCS	22,858	41,672	36,859	42,467	42,467	-
59 - INTERFUND & TFR OUT	15,543	14,892	10,681	15,234	15,234	13,390
	<b><u>158,487</u></b>	<b><u>143,993</u></b>	<b><u>122,636</u></b>	<b><u>178,298</u></b>	<b><u>178,298</u></b>	<b><u>102,799</u></b>
<b><u>10050523 - SOCIAL SERVICES</u></b>						
52 - CONTRACTUAL SERVCS	70,000	54,393	46,669	74,682	74,682	73,150
	<b><u>70,000</u></b>	<b><u>54,393</u></b>	<b><u>46,669</u></b>	<b><u>74,682</u></b>	<b><u>74,682</u></b>	<b><u>73,150</u></b>
<b><u>10050551 - ENVIRONMENTAL CONTROL</u></b>						
50 - SALARIES & BENEFITS	-	-	44,025	49,324	49,324	50,278
51 - MATERIALS & SUPPLIES	81	(40)	-	517	517	-
52 - CONTRACTUAL SERVCS	-	-	23,184	34,756	34,756	-
59 - INTERFUND & TFR OUT	-	-	1,689	10,052	10,052	3,329
	<b><u>40</u></b>	<b><u>(40)</u></b>	<b><u>68,898</u></b>	<b><u>94,649</u></b>	<b><u>94,649</u></b>	<b><u>53,607</u></b>
<b>50 - COMMUNITY DEVELOPMENT TOTAL</b>	<b>1,720,071</b>	<b>1,672,416</b>	<b>1,507,446</b>	<b>2,040,194</b>	<b>2,040,194</b>	<b>1,791,453</b>

	<b>FY18 Actual</b>	<b>FY19 Actual</b>	<b>FY20 Actual</b>	<b>FY20 Budget</b>	<b>FY20 Estimate</b>	<b>FY21 Proposed</b>
<b><u>10050500 - COMMUNITY DEVELOPMENT ADMIN</u></b>						
<b>50 - SALARIES &amp; BENEFITS</b>						
10050500-50110   SALARY - REGULAR EMPLOYEES	136,599	114,234	82,616	89,801	89,801	82,532
10050500-50120   SALARY - TEMPORARY EMPLOYEES	3,515	400	-	-	-	-
10050500-50160   SEPARATION PAY	-	-	22,624	65,423	65,423	-
10050500-50210   INSURANCE	10,299	10,754	5,451	10,941	10,941	9,954
10050500-50220   FICA AND MEDICARE	10,365	8,763	6,889	15,857	15,857	6,316
10050500-50240   RHS CONTRIBUTION	14,119	595	619	618	618	598
10050500-50251   IMRF & SURS	16,118	12,534	64,860	77,188	77,188	10,466
	<b><u>191,015</u></b>	<b><u>147,280</u></b>	<b><u>183,060</u></b>	<b><u>259,828</u></b>	<b><u>259,828</u></b>	<b><u>109,866</u></b>
<b>51 - MATERIALS &amp; SUPPLIES</b>						
10050500-51100   OFFICE SUPPLIES	941	789	442	1,344	1,344	2,104
10050500-51200   PUBLICATIONS	197	-	38	413	413	120
10050500-51410   SMALL TOOLS & EQUIPMENT	303	1,790	-	310	310	317
10050500-51500   SHARED IT COSTS	26,568	-	-	-	-	-
	<b><u>28,010</u></b>	<b><u>2,579</u></b>	<b><u>481</u></b>	<b><u>2,067</u></b>	<b><u>2,067</u></b>	<b><u>2,541</u></b>
<b>52 - CONTRACTUAL SERVCs</b>						
10050500-52202   EQUIPMENT REPAIR & MAINT	259	-	653	8,468	8,468	8,655
10050500-52310   DUES AND MEMBERSHIPS	200	1,003	535	535	535	1,176
10050500-52320   TRAVEL, EDUCATION AND TRAINING	3,201	962	314	6,320	6,320	4,518
10050500-52600   UTILITIES	2,742	2,904	911	1,380	1,380	1,411
10050500-52909   ADV/MKTING/PUBLIC EDUCATION	14,686	-	-	-	-	-
	<b><u>21,087</u></b>	<b><u>4,870</u></b>	<b><u>2,413</u></b>	<b><u>16,703</u></b>	<b><u>16,703</u></b>	<b><u>15,760</u></b>
<b>59 - INTERFUND &amp; TFR OUT</b>						
10050500-59300   TFR TO VERF FUND	7,505	7,655	3,129	4,172	4,172	5,168
10050500-59370   TFR TO RETAINED RISK FUND	4,069	4,161	3,199	4,265	4,265	4,383
10050500-59600   TFR TO EQUIPMENT SERVICES	2,867	5,486	3,097	3,280	3,280	4,993
10050500-59610   TFR TO INFORMATION TECH FUND	-	111,102	22,347	29,438	29,438	22,535
	<b><u>14,441</u></b>	<b><u>128,404</u></b>	<b><u>31,771</u></b>	<b><u>41,155</u></b>	<b><u>41,155</u></b>	<b><u>37,079</u></b>
<b>10050500 - COMMUNITY DEVELOPMENT ADMIN TOTAL</b>	<b>254,554</b>	<b>283,133</b>	<b>217,725</b>	<b>319,753</b>	<b>319,753</b>	<b>165,246</b>



	<b>FY18 Actual</b>	<b>FY19 Actual</b>	<b>FY20 Actual</b>	<b>FY20 Budget</b>	<b>FY20 Estimate</b>	<b>FY21 Proposed</b>
<b><u>10050501 - GEN FUND ECONOMIC DEVELOPMENT</u></b>						
<b>50 - SALARIES &amp; BENEFITS</b>						
10050501-50110   SALARY - REGULAR EMPLOYEES	92,825	94,255	65,721	73,722	73,722	73,133
10050501-50210   INSURANCE	6,530	6,829	4,376	5,513	5,513	4,977
10050501-50220   FICA AND MEDICARE	6,940	7,299	4,995	5,640	5,640	5,596
10050501-50240   RHS CONTRIBUTION	923	950	727	978	978	750
10050501-50251   IMRF & SURS	10,654	10,121	7,010	7,660	7,660	9,274
	<b><u>117,872</u></b>	<b><u>119,454</u></b>	<b><u>82,829</u></b>	<b><u>93,513</u></b>	<b><u>93,513</u></b>	<b><u>93,730</u></b>
<b>51 - MATERIALS &amp; SUPPLIES</b>						
10050501-51100   OFFICE SUPPLIES	286	485	289	516	516	528
	<b><u>286</u></b>	<b><u>485</u></b>	<b><u>289</u></b>	<b><u>516</u></b>	<b><u>516</u></b>	<b><u>528</u></b>
<b>52 - CONTRACTUAL SERVCS</b>						
10050501-52310   DUES AND MEMBERSHIPS	-	-	244	800	800	930
10050501-52320   TRAVEL, EDUCATION AND TRAINING	257	2,061	581	2,150	2,150	2,085
10050501-52410   DEVELOPMENT INCENTIVES	11,492	(3,223)	7,233	19,389	19,389	15,338
10050501-52420   ED CONTRIBUTION	62,448	57,448	57,448	61,297	61,297	61,297
10050501-52600   UTILITIES	493	512	-	123	123	126
10050501-52909   ADV/MKTING/PUBLIC EDUCATION	7,534	9,099	2,260	9,574	9,574	9,785
	<b><u>82,224</u></b>	<b><u>65,897</u></b>	<b><u>67,766</u></b>	<b><u>93,333</u></b>	<b><u>93,333</u></b>	<b><u>89,561</u></b>
<b>59 - INTERFUND &amp; TFR OUT</b>						
10050501-59370   TFR TO RETAINED RISK FUND	3,271	3,345	2,572	3,429	3,429	3,524
10050501-59610   TFR TO INFORMATION TECH FUND	-	-	7,435	10,094	10,094	7,371
	<b><u>3,271</u></b>	<b><u>3,345</u></b>	<b><u>10,007</u></b>	<b><u>13,523</u></b>	<b><u>13,523</u></b>	<b><u>10,895</u></b>
<b>10050501 - GEN FUND ECONOMIC DEVELOPMENT TOTAL</b>	<b>203,653</b>	<b>189,181</b>	<b>160,890</b>	<b>200,885</b>	<b>200,885</b>	<b>194,714</b>

	<b>FY18 Actual</b>	<b>FY19 Actual</b>	<b>FY20 Actual</b>	<b>FY20 Budget</b>	<b>FY20 Estimate</b>	<b>FY21 Proposed</b>
<b><u>10050504 - PUBLIC ARTS</u></b>						
<b>50 - SALARIES &amp; BENEFITS</b>						
10050504-50120   SALARY - TEMPORARY EMPLOYEES	1,248	486	3,889	4,937	4,937	1,198
10050504-50220   FICA AND MEDICARE	90	43	298	240	240	93
	<b><u>1,337</u></b>	<b><u>529</u></b>	<b><u>4,186</u></b>	<b><u>5,177</u></b>	<b><u>5,177</u></b>	<b><u>1,291</u></b>
<b>52 - CONTRACTUAL SERVCS</b>						
10050504-52310   DUES AND MEMBERSHIPS	-	-	-	75	75	75
10050504-52320   TRAVEL, EDUCATION AND TRAINING	100	-	-	950	950	973
10050504-52800   GRANT MISC CONTRACTUAL SERVICE	15,584	-	-	-	-	-
10050504-52902   POSTAGE & PRINTING	61	29	112	511	511	523
10050504-52909   ADV/MKTING/PUBLIC EDUCATION	815	46	-	3,068	3,068	3,136
10050504-52999   OTHER CONTRACTUAL SERVICES	14,875	21,210	15,163	36,658	36,658	24,557
	<b><u>31,435</u></b>	<b><u>21,285</u></b>	<b><u>15,275</u></b>	<b><u>41,262</u></b>	<b><u>41,262</u></b>	<b><u>29,264</u></b>
<b>59 - INTERFUND &amp; TFR OUT</b>						
10050504-59610   TFR TO INFORMATION TECH FUND	-	-	1,865	2,634	2,634	2,351
	<b><u>-</u></b>	<b><u>-</u></b>	<b><u>1,865</u></b>	<b><u>2,634</u></b>	<b><u>2,634</u></b>	<b><u>2,351</u></b>
<b>10050504 - PUBLIC ARTS TOTAL</b>	<b>32,772</b>	<b>21,814</b>	<b>21,326</b>	<b>49,073</b>	<b>49,073</b>	<b>32,906</b>

	<b>FY18 Actual</b>	<b>FY19 Actual</b>	<b>FY20 Actual</b>	<b>FY20 Budget</b>	<b>FY20 Estimate</b>	<b>FY21 Proposed</b>
<b><u>10050510 - PLANNING AND ZONING</u></b>						
<b>50 - SALARIES &amp; BENEFITS</b>						
10050510-50110   SALARY - REGULAR EMPLOYEES	309,113	306,301	235,212	326,844	326,844	327,615
10050510-50120   SALARY - TEMPORARY EMPLOYEES	-	8,365	20,146	27,581	27,581	5,200
10050510-50131   REGULAR OVERTIME	-	-	-	317	317	326
10050510-50210   INSURANCE	40,176	41,141	32,354	50,016	50,016	42,543
10050510-50220   FICA AND MEDICARE	22,151	23,116	18,324	27,114	27,114	25,465
10050510-50240   RHS CONTRIBUTION	-	-	1,030	1,030	1,030	-
10050510-50251   IMRF & SURS	35,487	32,297	24,775	33,959	33,959	42,204
	<b><u>406,928</u></b>	<b><u>411,220</u></b>	<b><u>331,842</u></b>	<b><u>466,861</u></b>	<b><u>466,861</u></b>	<b><u>443,353</u></b>
<b>51 - MATERIALS &amp; SUPPLIES</b>						
10050510-51100   OFFICE SUPPLIES	2,157	2,213	666	2,995	2,995	2,696
	<b><u>2,157</u></b>	<b><u>2,213</u></b>	<b><u>666</u></b>	<b><u>2,995</u></b>	<b><u>2,995</u></b>	<b><u>2,696</u></b>
<b>52 - CONTRACTUAL SERVCS</b>						
10050510-52310   DUES AND MEMBERSHIPS	2,207	2,079	2,001	3,005	3,005	2,235
10050510-52320   TRAVEL, EDUCATION AND TRAINING	5,627	5,252	1,753	5,200	5,200	4,925
10050510-52500   INTERGOVERNMENTAL AND AGENCY	58,299	59,820	59,820	61,166	61,166	61,516
10050510-52600   UTILITIES	1,116	1,191	-	289	289	296
10050510-52902   POSTAGE & PRINTING	687	785	481	826	826	845
10050510-52999   OTHER CONTRACTUAL SERVICES	345	190	115	654	654	669
	<b><u>68,282</u></b>	<b><u>69,317</u></b>	<b><u>64,170</u></b>	<b><u>71,140</u></b>	<b><u>71,140</u></b>	<b><u>70,486</u></b>
<b>59 - INTERFUND &amp; TFR OUT</b>						
10050510-59370   TFR TO RETAINED RISK FUND	3,347	3,422	2,631	3,508	3,508	3,605
10050510-59610   TFR TO INFORMATION TECH FUND	-	-	24,835	33,846	33,846	31,603
	<b><u>3,347</u></b>	<b><u>3,422</u></b>	<b><u>27,466</u></b>	<b><u>37,354</u></b>	<b><u>37,354</u></b>	<b><u>35,208</u></b>
<b>10050510 - PLANNING AND ZONING TOTAL</b>	<b>480,714</b>	<b>486,171</b>	<b>424,144</b>	<b>578,350</b>	<b>578,350</b>	<b>551,743</b>

	<b>FY18 Actual</b>	<b>FY19 Actual</b>	<b>FY20 Actual</b>	<b>FY20 Budget</b>	<b>FY20 Estimate</b>	<b>FY21 Proposed</b>
<b><u>10050520 - NEW CONSTRUCTION</u></b>						
<b>50 - SALARIES &amp; BENEFITS</b>						
10050520-50110   SALARY - REGULAR EMPLOYEES	294,394	271,394	239,992	285,235	285,235	285,934
10050520-50131   REGULAR OVERTIME	-	-	-	2,045	2,045	2,102
10050520-50160   SEPARATION PAY	-	-	3,750	3,751	3,751	-
10050520-50210   INSURANCE	25,684	33,949	34,356	37,623	37,623	41,952
10050520-50220   FICA AND MEDICARE	21,198	19,899	17,266	22,107	22,107	21,879
10050520-50240   RHS CONTRIBUTION	2,033	922	946	945	945	925
10050520-50251   IMRF & SURS	33,080	28,797	26,085	30,026	30,026	36,259
	<b><u>376,390</u></b>	<b><u>354,961</u></b>	<b><u>322,395</u></b>	<b><u>381,732</u></b>	<b><u>381,732</u></b>	<b><u>389,051</u></b>
<b>51 - MATERIALS &amp; SUPPLIES</b>						
10050520-51100   OFFICE SUPPLIES	1,064	900	1,167	2,065	2,065	1,746
10050520-51200   PUBLICATIONS	765	1,110	1,083	908	908	928
10050520-51900   OTHER SUPPLIES	262	-	-	516	516	528
	<b><u>2,090</u></b>	<b><u>2,010</u></b>	<b><u>2,250</u></b>	<b><u>3,489</u></b>	<b><u>3,489</u></b>	<b><u>3,202</u></b>
<b>52 - CONTRACTUAL SERVCS</b>						
10050520-52102   TECHNOLOGY SERVICES	-	855	-	-	-	-
10050520-52310   DUES AND MEMBERSHIPS	570	570	793	815	815	785
10050520-52320   TRAVEL, EDUCATION AND TRAINING	1,076	1,444	593	2,136	2,136	1,509
10050520-52600   UTILITIES	2,393	2,553	1,207	2,313	2,313	2,364
10050520-52902   POSTAGE & PRINTING	429	507	87	620	620	634
	<b><u>4,468</u></b>	<b><u>5,930</u></b>	<b><u>2,680</u></b>	<b><u>5,884</u></b>	<b><u>5,884</u></b>	<b><u>5,292</u></b>
<b>59 - INTERFUND &amp; TFR OUT</b>						
10050520-59300   TFR TO VERF FUND	-	-	4,550	6,066	6,066	7,514
10050520-59370   TFR TO RETAINED RISK FUND	5,802	5,933	4,561	6,081	6,081	6,249
10050520-59600   TFR TO EQUIPMENT SERVICES	11,259	4,162	(6,079)	12,060	12,060	4,057
10050520-59610   TFR TO INFORMATION TECH FUND	-	-	9,923	13,528	13,528	14,005
	<b><u>17,061</u></b>	<b><u>10,095</u></b>	<b><u>12,955</u></b>	<b><u>37,735</u></b>	<b><u>37,735</u></b>	<b><u>31,825</u></b>
<b>10050520 - NEW CONSTRUCTION TOTAL</b>	<b>400,009</b>	<b>372,996</b>	<b>340,280</b>	<b>428,840</b>	<b>428,840</b>	<b>429,370</b>

	<b>FY18 Actual</b>	<b>FY19 Actual</b>	<b>FY20 Actual</b>	<b>FY20 Budget</b>	<b>FY20 Estimate</b>	<b>FY21 Proposed</b>
<b><u>10050521 - CODE COMPLIANCE</u></b>						
<b>50 - SALARIES &amp; BENEFITS</b>						
10050521-50110   SALARY - REGULAR EMPLOYEES	84,183	85,027	65,348	64,775	64,775	65,681
10050521-50131   REGULAR OVERTIME	-	-	-	685	685	1,230
10050521-50160   SEPARATION PAY	-	-	3,686	3,686	3,686	-
10050521-50210   INSURANCE	9,795	10,250	12,719	8,566	8,566	12,883
10050521-50220   FICA AND MEDICARE	6,204	6,451	4,842	5,262	5,262	5,026
10050521-50240   RHS CONTRIBUTION	327	327	327	327	327	327
10050521-50251   IMRF & SURS	9,645	9,129	7,441	7,145	7,145	8,329
	<b><u>110,153</u></b>	<b><u>111,183</u></b>	<b><u>94,362</u></b>	<b><u>90,446</u></b>	<b><u>90,446</u></b>	<b><u>93,476</u></b>
<b>51 - MATERIALS &amp; SUPPLIES</b>						
10050521-51200   PUBLICATIONS	-	-	-	-	-	106
10050521-51410   SMALL TOOLS & EQUIPMENT	-	-	-	-	-	328
10050521-51900   OTHER SUPPLIES	944	-	-	2,107	2,107	2,578
	<b><u>944</u></b>	<b><u>-</u></b>	<b><u>-</u></b>	<b><u>2,107</u></b>	<b><u>2,107</u></b>	<b><u>3,012</u></b>
<b>52 - CONTRACTUAL SVRCS</b>						
10050521-52102   TECHNOLOGY SERVICES	-	-	-	-	-	24,631
10050521-52104   DISPOSAL & RECYCLING SERVICES	-	-	-	-	-	30,619
10050521-52107   REAL ESTATE SERVICES	189	-	-	-	-	-
10050521-52199   OTHER PROFESSIONAL SERVICES	437	1,294	1,135	2,841	2,841	6,522
10050521-52320   TRAVEL, EDUCATION AND TRAINING	557	930	950	1,243	1,243	2,126
10050521-52600   UTILITIES	504	644	380	586	586	1,529
10050521-52902   POSTAGE & PRINTING	-	-	-	-	-	5,638
10050521-52907   CREDIT CARD & BANK FEES	-	-	-	-	-	3,200
10050521-52908   DEMOLITION	-	268	98	4,000	4,000	4,080
	<b><u>1,687</u></b>	<b><u>3,136</u></b>	<b><u>2,564</u></b>	<b><u>8,670</u></b>	<b><u>8,670</u></b>	<b><u>78,345</u></b>
<b>59 - INTERFUND &amp; TFR OUT</b>						
10050521-59300   TFR TO VERF FUND	-	-	977	1,303	1,303	1,615
10050521-59370   TFR TO RETAINED RISK FUND	2,254	2,305	1,772	2,363	2,363	2,428
10050521-59600   TFR TO EQUIPMENT SERVICES	4,804	4,152	1,366	5,536	5,536	4,234
10050521-59610   TFR TO INFORMATION TECH FUND	-	-	3,836	5,239	5,239	4,808
	<b><u>7,058</u></b>	<b><u>6,457</u></b>	<b><u>7,951</u></b>	<b><u>14,441</u></b>	<b><u>14,441</u></b>	<b><u>13,085</u></b>
<b>10050521 - CODE COMPLIANCE TOTAL</b>	<b>119,843</b>	<b>120,776</b>	<b>104,878</b>	<b>115,664</b>	<b>115,664</b>	<b>187,918</b>

	<b>FY18 Actual</b>	<b>FY19 Actual</b>	<b>FY20 Actual</b>	<b>FY20 Budget</b>	<b>FY20 Estimate</b>	<b>FY21 Proposed</b>
<b><u>10050522 - RENTAL HOUSING</u></b>						
<b>50 - SALARIES &amp; BENEFITS</b>						
10050522-50110   SALARY - REGULAR EMPLOYEES	85,955	61,764	58,475	83,589	83,589	64,212
10050522-50131   REGULAR OVERTIME	-	-	-	511	511	526
10050522-50210   INSURANCE	18,512	14,796	6,997	21,097	21,097	11,613
10050522-50220   FICA AND MEDICARE	5,571	4,182	4,323	6,395	6,395	4,915
10050522-50251   IMRF & SURS	9,942	6,591	5,302	8,685	8,685	8,143
	<b><u>119,979</u></b>	<b><u>87,332</u></b>	<b><u>75,097</u></b>	<b><u>120,277</u></b>	<b><u>120,277</u></b>	<b><u>89,409</u></b>
<b>51 - MATERIALS &amp; SUPPLIES</b>						
10050522-51410   SMALL TOOLS & EQUIPMENT	107	97	-	320	320	-
	<b><u>107</u></b>	<b><u>97</u></b>	<b><u>-</u></b>	<b><u>320</u></b>	<b><u>320</u></b>	<b><u>-</u></b>
<b>52 - CONTRACTUAL SVRCS</b>						
10050522-52102   TECHNOLOGY SERVICES	16,500	22,250	19,000	21,100	21,100	-
10050522-52199   OTHER PROFESSIONAL SERVICES	825	9,663	1,000	3,540	3,540	-
10050522-52600   UTILITIES	694	745	384	393	393	-
10050522-52902   POSTAGE & PRINTING	1,780	1,026	1,682	4,234	4,234	-
10050522-52907   CREDIT CARD & BANK FEES	3,059	3,692	14,193	3,200	3,200	-
10050522-52999   OTHER CONTRACTUAL SERVICES	-	4,296	600	10,000	10,000	-
	<b><u>22,858</u></b>	<b><u>41,672</u></b>	<b><u>36,859</u></b>	<b><u>42,467</u></b>	<b><u>42,467</u></b>	<b><u>-</u></b>
<b>59 - INTERFUND &amp; TFR OUT</b>						
10050522-59300   TFR TO VERF FUND	10,495	10,705	1,190	1,586	1,586	1,964
10050522-59370   TFR TO RETAINED RISK FUND	1,578	1,614	1,241	1,654	1,654	1,700
10050522-59600   TFR TO EQUIPMENT SERVICES	3,470	2,573	1,513	3,034	3,034	3,403
10050522-59610   TFR TO INFORMATION TECH FUND	-	-	6,738	8,960	8,960	6,323
	<b><u>15,543</u></b>	<b><u>14,892</u></b>	<b><u>10,681</u></b>	<b><u>15,234</u></b>	<b><u>15,234</u></b>	<b><u>13,390</u></b>
<b>10050522 - RENTAL HOUSING TOTAL</b>	<b>158,487</b>	<b>143,993</b>	<b>122,636</b>	<b>178,298</b>	<b>178,298</b>	<b>102,799</b>

	<b>FY18 Actual</b>	<b>FY19 Actual</b>	<b>FY20 Actual</b>	<b>FY20 Budget</b>	<b>FY20 Estimate</b>	<b>FY21 Proposed</b>
<b><u>10050523 - SOCIAL SERVICES</u></b>						
<b>52 - CONTRACTUAL SERVCS</b>						
10050523-52999   OTHER CONTRACTUAL SERVICES	70,000	54,393	46,669	74,682	74,682	73,150
	<b><u>70,000</u></b>	<b><u>54,393</u></b>	<b><u>46,669</u></b>	<b><u>74,682</u></b>	<b><u>74,682</u></b>	<b><u>73,150</u></b>
<b>10050523 - SOCIAL SERVICES TOTAL</b>	<b>70,000</b>	<b>54,393</b>	<b>46,669</b>	<b>74,682</b>	<b>74,682</b>	<b>73,150</b>

	FY18 Actual	FY19 Actual	FY20 Actual	FY20 Budget	FY20 Estimate	FY21 Proposed
<b><u>10050551 - ENVIRONMENTAL CONTROL</u></b>						
<b>50 - SALARIES &amp; BENEFITS</b>						
10050551-50110   SALARY - REGULAR EMPLOYEES	-	-	33,549	37,208	37,208	37,741
10050551-50210   INSURANCE	-	-	3,914	4,749	4,749	4,427
10050551-50220   FICA AND MEDICARE	-	-	2,551	2,847	2,847	2,888
10050551-50240   RHS CONTRIBUTION	-	-	436	654	654	436
10050551-50251   IMRF & SURS	-	-	3,575	3,866	3,866	4,786
	=	=	<b><u>44,025</u></b>	<b><u>49,324</u></b>	<b><u>49,324</u></b>	<b><u>50,278</u></b>
<b>51 - MATERIALS &amp; SUPPLIES</b>						
10050551-51200   PUBLICATIONS	-	-	-	103	103	-
10050551-51900   OTHER SUPPLIES	81	(40)	-	414	414	-
	<b><u>81</u></b>	<b><u>(40)</u></b>	=	<b><u>517</u></b>	<b><u>517</u></b>	=
<b>52 - CONTRACTUAL SVRCS</b>						
10050551-52102   TECHNOLOGY SERVICES	-	-	3,000	3,000	3,000	-
10050551-52104   DISPOSAL & RECYCLING SERVICES	-	-	20,184	29,959	29,959	-
10050551-52600   UTILITIES	-	-	-	516	516	-
10050551-52902   POSTAGE & PRINTING	-	-	-	1,281	1,281	-
	=	=	<b><u>23,184</u></b>	<b><u>34,756</u></b>	<b><u>34,756</u></b>	=
<b>59 - INTERFUND &amp; TFR OUT</b>						
10050551-59370   TFR TO RETAINED RISK FUND	-	-	1,689	2,252	2,252	2,314
10050551-59600   TFR TO EQUIPMENT SERVICES	-	-	-	5,551	5,551	-
10050551-59610   TFR TO INFORMATION TECH FUND	-	-	-	2,249	2,249	1,015
	=	=	<b><u>1,689</u></b>	<b><u>10,052</u></b>	<b><u>10,052</u></b>	<b><u>3,329</u></b>
<b>10050551 - ENVIRONMENTAL CONTROL TOTAL</b>	<b>40</b>	<b>(40)</b>	<b>68,898</b>	<b>94,649</b>	<b>94,649</b>	<b>53,607</b>



	<b>FY18 Actual</b>	<b>FY19 Actual</b>	<b>FY20 Actual</b>	<b>FY20 Budget</b>	<b>FY20 Estimate</b>	<b>FY21 Proposed</b>
<b>60 - GENERAL SERVICES SUMMARY</b>						
<b><u>10060109 - SISTER CITY</u></b>						
52 - CONTRACTUAL SERVCS	3,234	3,147	1,125	7,053	7,053	-
	<b><u>3,234</u></b>	<b><u>3,147</u></b>	<b><u>1,125</u></b>	<b><u>7,053</u></b>	<b><u>7,053</u></b>	<b><u>-</u></b>
<b><u>10060610 - GF NON-DEPT GENERAL SERVICES</u></b>						
52 - CONTRACTUAL SERVCS	404,087	340,455	264,336	309,562	309,562	314,725
59 - INTERFUND & TFR OUT	930,635	1,066,192	1,467,519	2,145,031	1,956,692	808,610
	<b><u>1,334,722</u></b>	<b><u>1,406,647</u></b>	<b><u>1,731,855</u></b>	<b><u>2,454,593</u></b>	<b><u>2,266,254</u></b>	<b><u>1,123,335</u></b>
<b>60 - GENERAL SERVICES TOTAL</b>	<b>1,337,955</b>	<b>1,409,794</b>	<b>1,732,980</b>	<b>2,461,646</b>	<b>2,273,307</b>	<b>1,123,335</b>

	<b>FY18 Actual</b>	<b>FY19 Actual</b>	<b>FY20 Actual</b>	<b>FY20 Budget</b>	<b>FY20 Estimate</b>	<b>FY21 Proposed</b>
<b><u>10060109 - SISTER CITY</u></b>						
<b>52 - CONTRACTUAL SERVCS</b>						
10060109-52320   TRAVEL, EDUCATION AND TRAINING	272	404	-	-	-	-
10060109-52999   OTHER CONTRACTUAL SERVICES	2,962	2,744	1,125	7,053	7,053	-
	<b><u>3,234</u></b>	<b><u>3,147</u></b>	<b><u>1,125</u></b>	<b><u>7,053</u></b>	<b><u>7,053</u></b>	<b><u>-</u></b>
<b>10060109 - SISTER CITY TOTAL</b>	<b>3,234</b>	<b>3,147</b>	<b>1,125</b>	<b>7,053</b>	<b>7,053</b>	<b>-</b>

	<b>FY18 Actual</b>	<b>FY19 Actual</b>	<b>FY20 Actual</b>	<b>FY20 Budget</b>	<b>FY20 Estimate</b>	<b>FY21 Proposed</b>
<b><u>10060610 - GF NON-DEPT GENERAL SERVICES</u></b>						
<b>52 - CONTRACTUAL SERVCS</b>						
10060610-52410   DEVELOPMENT INCENTIVES	21,628	21,126	20,808	23,518	23,518	23,518
10060610-52500   INTERGOVERNMENTAL AND AGENCY	382,459	319,329	243,528	286,044	286,044	291,207
	<b><u>404,087</u></b>	<b><u>340,455</u></b>	<b><u>264,336</u></b>	<b><u>309,562</u></b>	<b><u>309,562</u></b>	<b><u>314,725</u></b>
<b>59 - INTERFUND &amp; TFR OUT</b>						
10060610-59100   TFR TO GENERAL FUND	22,500	-	-	-	-	-
10060610-59200   TFR TO CA REPL & IMPR FUND	728,135	770,412	1,110,566	1,480,754	1,480,754	808,610
10060610-59300   TFR TO VERF FUND	180,000	119,100	-	-	-	-
10060610-59360   TFR TO GENERAL RESERVE FUND	-	-	-	188,339	-	-
10060610-59370   TFR TO RETAINED RISK FUND	-	-	356,954	475,938	475,938	-
10060610-59610   TFR TO INFORMATION TECH FUND	-	176,680	-	-	-	-
	<b><u>930,635</u></b>	<b><u>1,066,192</u></b>	<b><u>1,467,519</u></b>	<b><u>2,145,031</u></b>	<b><u>1,956,692</u></b>	<b><u>808,610</u></b>
<b>10060610 - GF NON-DEPT GENERAL SERVICES TOTAL</b>	<b>1,334,722</b>	<b>1,406,647</b>	<b>1,731,855</b>	<b>2,454,593</b>	<b>2,266,254</b>	<b>1,123,335</b>



# FUND STATEMENT

## 200 - CAPITAL REPLACMT & IMPROV FUND

	FY18 Actual	FY19 Actual	FY20 Actual	FY20 Budget	FY20 Estimate	FY21 Proposed
<b>REVENUE</b>						
41 - INTERGOV. REVENUES	1,233,237	472,578	192,229	248,416	738,416	15,000
44 - CHARGES FOR SERVICE	-	-	350	-	-	-
45 - INVESTMENT INCOME	21,107	63,055	84,925	30,000	60,000	51,500
46 - MISC REVENUES	2,352	525,607	7,853	-	-	-
49 - TRANSFERS IN	821,135	787,412	1,110,566	1,480,754	1,480,754	808,610
	<b><u>2,077,830</u></b>	<b><u>1,848,651</u></b>	<b><u>1,395,922</u></b>	<b><u>1,759,170</u></b>	<b><u>2,279,170</u></b>	<b><u>875,110</u></b>
<b>EXPENSE</b>						
51 - MATERIALS & SUPPLIES	24,850	-	-	-	-	-
52 - CONTRACTUAL SERVCS	172,905	316,546	387,935	1,019,961	1,019,961	198,000
53 - CAPITAL OUTLAY	1,558,766	431,000	149,404	4,784,585	4,123,710	1,564,000
54 - DEBT SERVICE	-	-	-	-	-	-
59 - INTERFUND & TFR OUT	-	-	-	-	-	-
	<b><u>1,756,521</u></b>	<b><u>747,546</u></b>	<b><u>537,339</u></b>	<b><u>5,804,547</u></b>	<b><u>5,143,671</u></b>	<b><u>1,762,000</u></b>
<b>Net Revenue / (Expense)</b>	<b>317,265</b>	<b>1,101,105</b>	<b>858,584</b>	<b>(4,045,377)</b>	<b>(2,864,501)</b>	<b>(886,890)</b>

<b>Beginning Fund Balance</b>	<b>3,978,471</b>	<b>1,113,970</b>
<b>Ending Fund Balance</b>	<b>1,113,970</b>	<b>227,080</b>

The Capital Replacement & Improvement Fund pays for capital improvements that do not have a designated revenue source, or for improvements for which the designated funding source is not adequate. Additional information on the Five-year Capital Improvement Plan is available in the Supplemental Information section of this document.

	FY18 Actual	FY19 Actual	FY20 Actual	FY20 Budget	FY20 Estimate	FY21 Proposed
<b>REVENUE</b>						
<b><u>200 - CAPITAL REPLACMT &amp; IMPROV FUND</u></b>						
<b>41 - INTERGOV. REVENUES</b>						
200-41130   STATE GRANTS - STREETS AND HW	15,457	-	-	-	-	-
200-41130-40104   STATE GRANTS - STREETS AND HW [ AIRPORT ROAD WEST ]	1,198,823	-	-	103,484	103,484	-
200-41130-40105   STATE GRANTS - STREETS AND HW [ OLYMPIAN DRIVE ]	14,643	471,846	192,229	129,932	129,932	-
200-41130-40111   STATE GRANTS - STREETS AND HW [ HIGH CROSS ROAD IL 130 ]	4,313	732	-	-	-	-
200-41130-40141   STATE GRANTS - STREETS AND HW [ TRAFFIC SIGNAL MAINTENANCE ]	-	-	-	15,000	15,000	15,000
200-41130-40143   STATE GRANTS - STREETS AND HW [ VINE & WASHINGTON ]	-	-	-	-	400,000	-
200-41130-40602   STATE GRANTS - STREETS AND HW [ CAMPUS LIGHTING IMPROVEMENT ]	-	-	-	-	90,000	-
	<b><u>1,233,237</u></b>	<b><u>472,578</u></b>	<b><u>192,229</u></b>	<b><u>248,416</u></b>	<b><u>738,416</u></b>	<b><u>15,000</u></b>
<b>44 - CHARGES FOR SERVICE</b>						
200-44505   PROPERTY RENTAL	-	-	350	-	-	-
	=	=	<b><u>350</u></b>	=	=	=
<b>45 - INVESTMENT INCOME</b>						
200-45000   INVESTMENT INCOME	21,107	63,055	84,925	30,000	60,000	51,500
	<b><u>21,107</u></b>	<b><u>63,055</u></b>	<b><u>84,925</u></b>	<b><u>30,000</u></b>	<b><u>60,000</u></b>	<b><u>51,500</u></b>
<b>46 - MISC REVENUES</b>						
200-46100   SALE OF PROPERTY	2	512,359	1,238	-	-	-
200-46900   OTHER MISCELLANEOUS REVENUES	2,350	13,248	6,615	-	-	-
	<b><u>2,352</u></b>	<b><u>525,607</u></b>	<b><u>7,853</u></b>	=	=	=
<b>49 - TRANSFERS IN</b>						
200-49100   TFR FROM GENERAL FUND	728,135	770,412	1,110,566	1,480,754	1,480,754	808,610
200-49370   TFR FROM RETAINED RISK FUND	93,000	17,000	-	-	-	-
	<b><u>821,135</u></b>	<b><u>787,412</u></b>	<b><u>1,110,566</u></b>	<b><u>1,480,754</u></b>	<b><u>1,480,754</u></b>	<b><u>808,610</u></b>
<b>200 - CAPITAL REPLACMT &amp; IMPROV FUND TOTAL</b>	<b>2,077,830</b>	<b>1,848,651</b>	<b>1,395,922</b>	<b>1,759,170</b>	<b>2,279,170</b>	<b>875,110</b>

	FY18 Actual	FY19 Actual	FY20 Actual	FY20 Budget	FY20 Estimate	FY21 Proposed
<b>EXPENSE</b>						
<b><u>20040470 - CIP FUND CAPITAL PROJECTS</u></b>						
<b>51 - MATERIALS &amp; SUPPLIES</b>						
20040470-51900   OTHER SUPPLIES	24,850	-	-	-	-	-
	<b><u>24,850</u></b>	<b>=</b>	<b>=</b>	<b>=</b>	<b>=</b>	<b>=</b>
<b>52 - CONTRACTUAL SERVCS</b>						
20040470-52105-40105   PLANNING SERVICES [ OLYMPIAN DRIVE ]	-	-	-	33,947	33,947	-
20040470-52105-40112   PLANNING SERVICES [ PAVEMENT MAINTENANCE ]	-	-	135,175	229,260	229,260	-
20040470-52105-40117   PLANNING SERVICES [ PEDESTRIAN MASTER PLAN ]	18,000	-	14,448	27,000	27,000	-
20040470-52105-40120   PLANNING SERVICES [ MISC. TRAFFIC STUDIES ]	1,538	4,127	6,467	35,118	35,118	10,000
20040470-52105-40140   PLANNING SERVICES [ LINCOLN: DELAWARE - N NEVADA ]	-	-	-	53,000	53,000	-
20040470-52105-40602   PLANNING SERVICES [ CAMPUS LIGHTING IMPROVEMENT ]	-	-	17,648	122,950	122,950	88,000
20040470-52105-40801   PLANNING SERVICES [ CITY FACILITY PLANNING ]	-	72,875	113,123	245,125	245,125	-
20040470-52106-40800   ARCHITECTURAL & ENG SERVICES [ CITY FACILITY IMPROVEMENT ]	-	-	34,915	34,915	34,915	-
20040470-52204-40101   INFRASTRUCTURE MAINT [ SIDEWALK MAINTENANCE ]	157,411	239,544	36,910	209,414	209,414	100,000
20040470-52204-40111   INFRASTRUCTURE MAINT [ HIGH CROSS ROAD IL 130 ]	(8,088)	-	-	-	-	-
20040470-52204-40146   INFRASTRUCTURE MAINT [ WARNING SIRENS UPGRADE ]	-	-	29,250	29,232	29,232	-
	<b><u>168,861</u></b>	<b><u>316,546</u></b>	<b><u>387,935</u></b>	<b><u>1,019,961</u></b>	<b><u>1,019,961</u></b>	<b><u>198,000</u></b>
<b>53 - CAPITAL OUTLAY</b>						
20040470-53200   BUILDING	95,101	21,202	-	-	-	-
20040470-53200-40800   BUILDING [ CITY FACILITY IMPROVEMENT ]	-	107,206	-	79,879	79,879	562,000
20040470-53301-40102   HIGHWAY AND STREETS [ MCORE ]	66,237	-	18,728	1,249,218	1,249,218	-
20040470-53301-40104   HIGHWAY AND STREETS [ AIRPORT ROAD WEST ]	1,167,865	94,658	9,833	43,586	43,586	-
20040470-53301-40105   HIGHWAY AND STREETS [ OLYMPIAN DRIVE ]	16,968	-	-	-	-	-
20040470-53301-40112   HIGHWAY AND STREETS [ PAVEMENT MAINTENANCE ]	133,286	171,045	75,597	1,010,875	350,000	360,000
20040470-53301-40113   HIGHWAY AND STREETS [ BIKE LANES & SIDEPATHS ]	65,059	36,889	45,246	298,977	298,977	20,000
20040470-53301-40121   HIGHWAY AND STREETS [ UNIVERSITY: WRIGHT - MAPLE ]	-	-	-	210,000	210,000	-
20040470-53301-40143   HIGHWAY AND STREETS [ VINE & WASHINGTON ]	-	-	-	1,500,000	1,500,000	-
20040470-53302-40141   LIGHTING AND SIGNALS [ TRAFFIC SIGNAL MAINTENANCE ]	-	-	-	15,000	15,000	10,000
20040470-53302-40602   LIGHTING AND SIGNALS [ CAMPUS LIGHTING IMPROVEMENT ]	-	-	-	377,050	377,050	612,000
20040470-53302-40604   LIGHTING AND SIGNALS [ ANNUAL SIGNAL MAINTENANCE ]	14,250	-	-	-	-	-
	<b><u>1,558,766</u></b>	<b><u>431,000</u></b>	<b><u>149,404</u></b>	<b><u>4,784,585</u></b>	<b><u>4,123,710</u></b>	<b><u>1,564,000</u></b>
<b>20040470 - CIP FUND CAPITAL PROJECTS TOTAL</b>	<b>1,756,521</b>	<b>747,546</b>	<b>537,339</b>	<b>5,804,547</b>	<b>5,143,671</b>	<b>1,762,000</b>

# FUND STATEMENT

## 201 - STORMWATER UTILITY FUND

	FY18 Actual	FY19 Actual	FY20 Actual	FY20 Budget	FY20 Estimate	FY21 Proposed
<b>REVENUE</b>						
44 - CHARGES FOR SERVICE	1,512,243	1,579,644	1,432,587	1,601,291	1,601,291	1,601,291
45 - INVESTMENT INCOME	8,272	18,025	27,756	8,733	18,000	8,952
46 - MISC REVENUES	16,190	8,572	17,251	17,000	17,000	25,583
	<b><u>1,536,705</u></b>	<b><u>1,606,241</u></b>	<b><u>1,477,594</u></b>	<b><u>1,627,024</u></b>	<b><u>1,636,291</u></b>	<b><u>1,635,826</u></b>
<b>EXPENSE</b>						
52 - CONTRACTUAL SERVCS	400,679	190,766	228,001	765,435	515,435	757,293
53 - CAPITAL OUTLAY	572,298	340,525	79,300	1,228,885	696,205	500,000
59 - INTERFUND & TFR OUT	597,516	610,868	465,574	620,765	620,765	643,343
	<b><u>1,570,493</u></b>	<b><u>1,142,159</u></b>	<b><u>772,875</u></b>	<b><u>2,615,085</u></b>	<b><u>1,832,405</u></b>	<b><u>1,900,636</u></b>
<b>Net Revenue / (Expense)</b>	<b><u>(33,788)</u></b>	<b><u>464,082</u></b>	<b><u>704,719</u></b>	<b><u>(988,061)</u></b>	<b><u>(196,114)</u></b>	<b><u>(264,810)</u></b>

<b>Beginning Fund Balance</b>	<b>1,071,535</b>	<b>875,421</b>
<b>Ending Fund Balance</b>	<b>875,421</b>	<b>610,611</b>

This fund receives revenues from the stormwater utility fee and is used to fund improvements to drainage systems. Additional information on the Five-year Capital Improvement Plan is available in the Supplemental Information section of this document.



	FY18 Actual	FY19 Actual	FY20 Actual	FY20 Budget	FY20 Estimate	FY21 Proposed
<b>REVENUE</b>						
<b><u>201 - STORMWATER UTILITY FUND</u></b>						
<b>44 - CHARGES FOR SERVICE</b>						
201-44323   STORMWATER FEES	1,512,243	1,579,644	1,432,587	1,601,291	1,601,291	1,601,291
	<b><u>1,512,243</u></b>	<b><u>1,579,644</u></b>	<b><u>1,432,587</u></b>	<b><u>1,601,291</u></b>	<b><u>1,601,291</u></b>	<b><u>1,601,291</u></b>
<b>45 - INVESTMENT INCOME</b>						
201-45000   INVESTMENT INCOME	8,272	18,025	27,756	8,733	18,000	8,952
	<b><u>8,272</u></b>	<b><u>18,025</u></b>	<b><u>27,756</u></b>	<b><u>8,733</u></b>	<b><u>18,000</u></b>	<b><u>8,952</u></b>
<b>46 - MISC REVENUES</b>						
201-46290   OTHER REIMBURSEMENTS	16,190	8,572	17,251	17,000	17,000	25,583
	<b><u>16,190</u></b>	<b><u>8,572</u></b>	<b><u>17,251</u></b>	<b><u>17,000</u></b>	<b><u>17,000</u></b>	<b><u>25,583</u></b>
<b>201 - STORMWATER UTILITY FUND TOTAL</b>	<b>1,536,705</b>	<b>1,606,241</b>	<b>1,477,594</b>	<b>1,627,024</b>	<b>1,636,291</b>	<b>1,635,826</b>

	FY18 Actual	FY19 Actual	FY20 Actual	FY20 Budget	FY20 Estimate	FY21 Proposed
<b>EXPENSE</b>						
<b><u>20140470 - STORMWATER CAPITAL PROJECTS</u></b>						
<b>52 - CONTRACTUAL SERVCS</b>						
20140470-52102   TECHNOLOGY SERVICES	-	2,104	2,283	5,100	5,100	5,100
20140470-52106-40412   ARCHITECTURAL & ENG SERVICES [ STORMWATER MASTER PLAN ]	-	-	109,076	250,000	250,000	-
20140470-52199   OTHER PROFESSIONAL SERVICES	15,400	14,400	-	-	-	-
20140470-52199-40404   OTHER PROFESSIONAL SERVICES [ STREAM AND RAIN GAUGE MONITORING ]	-	-	14,400	18,750	18,750	18,750
20140470-52204-40401   INFRASTRUCTURE MAINT [ BRIDGE MAINTENANCE PROJECT ]	-	14,882	243	70,076	70,076	22,500
20140470-52204-40402   INFRASTRUCTURE MAINT [ STORM SEWER CLEANING & TELEVISIONING ]	245,232	-	-	250,000	-	500,000
20140470-52299   OTHER MAINT COSTS	5,629	19,708	-	-	-	-
20140470-52299-40411   OTHER MAINT COSTS [ HAZARD. SUMP PUMP DISCH. ABATEMENT ]	-	-	-	20,000	20,000	10,000
20140470-52320   TRAVEL, EDUCATION AND TRAINING	6,367	1,688	876	3,100	3,100	3,500
20140470-52500   INTERGOVERNMENTAL AND AGENCY	13,545	12,618	-	-	-	-
20140470-52500-40407   INTERGOVERNMENTAL AND AGENCY [ DRAINAGE DISTRICT PAYMENTS ]	-	-	12,618	13,545	13,545	13,545
20140470-52906   LANDSCAPING SERVICES	48,996	58,918	-	-	-	-
20140470-52906-40405   LANDSCAPING SERVICES [ BONEYARD CREEK MAINTENANCE ]	-	-	23,312	50,000	50,000	100,000
20140470-52907   CREDIT CARD & BANK FEES	83	325	387	200	200	200
20140470-52909   ADV/MKTING/PUBLIC EDUCATION	270	1,414	-	-	-	-
20140470-52909-40409   ADV/MKTING/PUBLIC EDUCATION [ PUBLIC EDUCATION & OUTREACH ]	-	-	-	5,000	5,000	2,000
20140470-52999   OTHER CONTRACTUAL SERVICES	65,158	64,710	39,400	-	-	-
20140470-52999-40406   OTHER CONTRACTUAL SERVICES [ MOSQUITO SURVELLIANCE/ABATEMENT ]	-	-	22,281	25,625	25,625	26,266
20140470-52999-40408   OTHER CONTRACTUAL SERVICES [ MS4 NPDES PERMIT FEE ]	-	-	1,000	1,000	1,000	1,000
20140470-52999-40410   OTHER CONTRACTUAL SERVICES [ STORMWATER INCENTIVE PROGRAM ]	-	-	2,125	5,000	5,000	5,000
20140470-52999-40413   OTHER CONTRACTUAL SERVICES [ SUF BILLING COSTS ]	-	-	-	48,039	48,039	49,432
	<b><u>400,679</u></b>	<b><u>190,766</u></b>	<b><u>228,001</u></b>	<b><u>765,435</u></b>	<b><u>515,435</u></b>	<b><u>757,293</u></b>
<b>53 - CAPITAL OUTLAY</b>						
20140470-53303-40102   STORMWATER [ MCORE ]	300,000	99,912	-	506,115	386,000	-
20140470-53303-40136   STORMWATER [ CRYSTAL LAKE PARK SEDIMENT REMOVAL ]	-	18,207	10,203	31,793	10,205	-
20140470-53303-40144   STORMWATER [ LINCOLN & SPRINGFIELD ]	-	-	-	50,000	50,000	-
20140470-53303-40400   STORMWATER [ STORMWATER SEWER IMPROVEMENT ]	272,298	222,405	69,097	640,978	250,000	500,000
	<b><u>572,298</u></b>	<b><u>340,525</u></b>	<b><u>79,300</u></b>	<b><u>1,228,885</u></b>	<b><u>696,205</u></b>	<b><u>500,000</u></b>
<b>59 - INTERFUND &amp; TFR OUT</b>						
20140470-59100   TFR TO GENERAL FUND	560,772	573,389	440,792	587,723	587,723	602,417
20140470-59300   TFR TO VERF FUND	36,744	37,479	24,782	33,042	33,042	40,926
	<b><u>597,516</u></b>	<b><u>610,868</u></b>	<b><u>465,574</u></b>	<b><u>620,765</u></b>	<b><u>620,765</u></b>	<b><u>643,343</u></b>
<b>20140470 - STORMWATER CAPITAL PROJECTS TOTAL</b>	<b>1,570,493</b>	<b>1,142,159</b>	<b>772,875</b>	<b>2,615,085</b>	<b>1,832,405</b>	<b>1,900,636</b>

# FUND STATEMENT

## 202 - LOCAL MOTOR FUEL TAX FUND

	FY18 Actual	FY19 Actual	FY20 Actual	FY20 Budget	FY20 Estimate	FY21 Proposed
<b>REVENUE</b>						
40 - TAXES	858,949	864,434	690,485	891,000	704,099	747,766
41 - INTERGOV. REVENUES	-	-	-	1,044,681	1,044,681	-
45 - INVESTMENT INCOME	12,247	22,628	21,128	8,500	15,000	15,000
	<b><u>871,196</u></b>	<b><u>887,063</u></b>	<b><u>711,613</u></b>	<b><u>1,944,181</u></b>	<b><u>1,763,780</u></b>	<b><u>762,766</u></b>
<b>EXPENSE</b>						
52 - CONTRACTUAL SERVCS	5,570	71,325	107,085	264,995	264,995	50,000
53 - CAPITAL OUTLAY	596,958	348,969	631,515	2,852,635	2,852,635	330,000
54 - DEBT SERVICE	305,968	292,275	305,837	303,500	303,500	303,433
	<b><u>908,495</u></b>	<b><u>712,569</u></b>	<b><u>1,044,438</u></b>	<b><u>3,421,130</u></b>	<b><u>3,421,130</u></b>	<b><u>683,433</u></b>
<b>Net Revenue / (Expense)</b>	<b><u>(37,299)</u></b>	<b><u>174,493</u></b>	<b><u>(332,824)</u></b>	<b><u>(1,476,949)</u></b>	<b><u>(1,657,350)</u></b>	<b><u>79,333</u></b>

<b>Beginning Fund Balance</b>	<b>1,402,193</b>	<b>(255,157)</b>
<b>Ending Fund Balance</b>	<b>(255,157)</b>	<b>(175,824)</b>

This fund receives local motor fuel tax revenue, which is used to pay for transportation improvements. Additional information on the Five-year Capital Improvement Plan is available in the Supplemental Information section of this document.

	FY18 Actual	FY19 Actual	FY20 Actual	FY20 Budget	FY20 Estimate	FY21 Proposed
<b>REVENUE</b>						
<b><u>202 - LOCAL MOTOR FUEL TAX FUND</u></b>						
<b>40 - TAXES</b>						
202-40204   LOCAL MOTOR FUEL TAX	858,949	864,434	690,485	891,000	704,099	747,766
	<b><u>858,949</u></b>	<b><u>864,434</u></b>	<b><u>690,485</u></b>	<b><u>891,000</u></b>	<b><u>704,099</u></b>	<b><u>747,766</u></b>
<b>41 - INTERGOV. REVENUES</b>						
202-41330-40107   FEDERAL GRANTS - STREETS & HW [ WINDSOR ROAD ]	-	-	-	1,044,681	1,044,681	-
	=	=	=	<b><u>1,044,681</u></b>	<b><u>1,044,681</u></b>	=
<b>45 - INVESTMENT INCOME</b>						
202-45000   INVESTMENT INCOME	12,247	22,628	21,128	8,500	15,000	15,000
	<b><u>12,247</u></b>	<b><u>22,628</u></b>	<b><u>21,128</u></b>	<b><u>8,500</u></b>	<b><u>15,000</u></b>	<b><u>15,000</u></b>
<b>202 - LOCAL MOTOR FUEL TAX FUND TOTAL</b>	<b>871,196</b>	<b>887,063</b>	<b>711,613</b>	<b>1,944,181</b>	<b>1,763,780</b>	<b>762,766</b>

	<b>FY18 Actual</b>	<b>FY19 Actual</b>	<b>FY20 Actual</b>	<b>FY20 Budget</b>	<b>FY20 Estimate</b>	<b>FY21 Proposed</b>
<b>EXPENSE</b>						
<b><u>20240470 - LMFT CAPITAL PROJECTS</u></b>						
<b>52 - CONTRACTUAL SERVCS</b>						
20240470-52101-40107   LEGAL SERVICES [ WINDSOR ROAD ]	5,570	71,325	84,914	194,995	194,995	-
20240470-52105-40131   PLANNING SERVICES [ FAIRLAWN: VINE - ANDERSON ]	-	-	-	-	-	50,000
20240470-52105-40144   PLANNING SERVICES [ LINCOLN & SPRINGFIELD ]	-	-	22,171	70,000	70,000	-
	<b><u>5,570</u></b>	<b><u>71,325</u></b>	<b><u>107,085</u></b>	<b><u>264,995</u></b>	<b><u>264,995</u></b>	<b><u>50,000</u></b>
<b>53 - CAPITAL OUTLAY</b>						
20240470-53301-40107   HIGHWAY AND STREETS [ WINDSOR ROAD ]	927	-	76,698	1,203,248	1,203,248	-
20240470-53301-40108   HIGHWAY AND STREETS [ ANNUAL STREET MAINTENANCE ]	346,659	80,974	376,223	790,685	790,685	180,000
20240470-53301-40114   HIGHWAY AND STREETS [ OIL & CHIP, SEAL, PRESERVATION ]	249,372	267,995	178,594	468,702	468,702	150,000
20240470-53301-40144   HIGHWAY AND STREETS [ LINCOLN & SPRINGFIELD ]	-	-	-	390,000	390,000	-
	<b><u>596,958</u></b>	<b><u>348,969</u></b>	<b><u>631,515</u></b>	<b><u>2,852,635</u></b>	<b><u>2,852,635</u></b>	<b><u>330,000</u></b>
<b>54 - DEBT SERVICE</b>						
20240470-54100   PRINCIPAL	270,000	275,000	275,000	275,000	275,000	280,000
20240470-54200   INTEREST	35,968	17,275	30,837	28,500	28,500	23,433
	<b><u>305,968</u></b>	<b><u>292,275</u></b>	<b><u>305,837</u></b>	<b><u>303,500</u></b>	<b><u>303,500</u></b>	<b><u>303,433</u></b>
<b>20240470 - LMFT CAPITAL PROJECTS TOTAL</b>	<b>908,495</b>	<b>712,569</b>	<b>1,044,438</b>	<b>3,421,130</b>	<b>3,421,130</b>	<b>683,433</b>

# FUND STATEMENT

## 203 - MOTOR FUEL TAX FUND

	FY18 Actual	FY19 Actual	FY20 Actual	FY20 Budget	FY20 Estimate	FY21 Proposed
<b>REVENUE</b>						
40 - TAXES	1,048,602	1,043,854	1,316,176	1,051,566	1,333,942	1,491,097
41 - INTERGOV. REVENUES	297,019	842,869	208,767	1,033,345	1,033,345	-
45 - INVESTMENT INCOME	23,481	58,125	81,696	23,500	60,000	60,000
	<b><u>1,369,102</u></b>	<b><u>1,944,849</u></b>	<b><u>1,606,639</u></b>	<b><u>2,108,411</u></b>	<b><u>2,427,287</u></b>	<b><u>1,551,097</u></b>
<b>EXPENSE</b>						
52 - CONTRACTUAL SERVCS	-	-	13,218	518,000	155,000	760,250
53 - CAPITAL OUTLAY	1,987,854	288,002	124,250	5,777,906	5,777,905	-
59 - INTERFUND & TFR OUT	27,087	-	-	-	-	-
	<b><u>2,014,942</u></b>	<b><u>288,002</u></b>	<b><u>137,468</u></b>	<b><u>6,295,906</u></b>	<b><u>5,932,905</u></b>	<b><u>760,250</u></b>
<b>Net Revenue / (Expense)</b>	<b><u>(645,840)</u></b>	<b><u>1,656,847</u></b>	<b><u>1,469,171</u></b>	<b><u>(4,187,495)</u></b>	<b><u>(3,505,618)</u></b>	<b><u>790,847</u></b>

<b>Beginning Fund Balance</b>	<b>3,684,936</b>	<b>179,318</b>
<b>Ending Fund Balance</b>	<b>179,318</b>	<b>970,165</b>

This fund receives state-shared motor fuel tax revenue, which is used to pay for eligible transportation improvements. Additional information on the Five-year Capital Improvement Plan is available in the Supplemental Information section of this document.

	<b>FY18 Actual</b>	<b>FY19 Actual</b>	<b>FY20 Actual</b>	<b>FY20 Budget</b>	<b>FY20 Estimate</b>	<b>FY21 Proposed</b>
<b>REVENUE</b>						
<b><u>203 - MOTOR FUEL TAX FUND</u></b>						
<b>40 - TAXES</b>						
203-40308   STATE MOTOR FUEL TAX	1,048,602	1,043,854	853,786	1,051,566	863,315	903,695
203-40310   STATE MFT TRF	-	-	462,390	-	470,627	587,402
	<b><u>1,048,602</u></b>	<b><u>1,043,854</u></b>	<b><u>1,316,176</u></b>	<b><u>1,051,566</u></b>	<b><u>1,333,942</u></b>	<b><u>1,491,097</u></b>
<b>41 - INTERGOV. REVENUES</b>						
203-41130-40103   STATE GRANTS - STREETS AND HW [ LINCOLN: N SALINE - OLYMPIAN ]	-	804,663	200,000	-	-	-
203-41200   OTHER STATE RECEIPTS	35,516	35,194	8,767	-	-	-
203-41330-40103   FEDERAL GRANTS - STREETS & HW [ LINCOLN: N SALINE - OLYMPIAN ]	19,530	-	-	845,326	845,326	-
203-41699-40103   OTHER INTERGOV PAYMENTS [ LINCOLN: N SALINE - OLYMPIAN ]	241,973	3,013	-	188,019	188,019	-
	<b><u>297,019</u></b>	<b><u>842,869</u></b>	<b><u>208,767</u></b>	<b><u>1,033,345</u></b>	<b><u>1,033,345</u></b>	<b><u>-</u></b>
<b>45 - INVESTMENT INCOME</b>						
203-45000   INVESTMENT INCOME	23,481	58,125	81,696	23,500	60,000	60,000
	<b><u>23,481</u></b>	<b><u>58,125</u></b>	<b><u>81,696</u></b>	<b><u>23,500</u></b>	<b><u>60,000</u></b>	<b><u>60,000</u></b>
<b>203 - MOTOR FUEL TAX FUND TOTAL</b>	<b><u>1,369,102</u></b>	<b><u>1,944,849</u></b>	<b><u>1,606,639</u></b>	<b><u>2,108,411</u></b>	<b><u>2,427,287</u></b>	<b><u>1,551,097</u></b>

	FY18 Actual	FY19 Actual	FY20 Actual	FY20 Budget	FY20 Estimate	FY21 Proposed
<b>EXPENSE</b>						
<b><u>20340470 - MFT CAPITAL PROJECTS</u></b>						
<b>52 - CONTRACTUAL SERVCS</b>						
20340470-52105-40131   PLANNING SERVICES [ FAIRLAWN: VINE - ANDERSON ]	-	-	-	158,000	-	-
20340470-52105-40140   PLANNING SERVICES [ LINCOLN: DELAWARE - N NEVADA ]	-	-	-	137,000	-	-
20340470-52105-40142   PLANNING SERVICES [ RACE: WASHINGTON - CALIFORNIA ]	-	-	-	68,000	-	25,000
20340470-52105-40143   PLANNING SERVICES [ VINE & WASHINGTON ]	-	-	13,218	55,000	55,000	-
20340470-52105-40144   PLANNING SERVICES [ LINCOLN & SPRINGFIELD ]	-	-	-	100,000	100,000	-
20340470-52105-40148   PLANNING SERVICES [ SAVANNAH GREEN: ALLEYS & SMITH RD ]	-	-	-	-	-	510,250
20340470-52105-40149   PLANNING SERVICES [ LINCOLN: OREGON - FLORIDA ]	-	-	-	-	-	200,000
20340470-52105-40150   PLANNING SERVICES [ WINDSOR: RACE TO WEST BOUNDARY ]	-	-	-	-	-	25,000
	=	=	<b><u>13,218</u></b>	<b><u>518,000</u></b>	<b><u>155,000</u></b>	<b><u>760,250</u></b>
<b>53 - CAPITAL OUTLAY</b>						
20340470-53301-40102   HIGHWAY AND STREETS [ MCORE ]	439,033	233,766	124,250	4,175,303	4,175,302	-
20340470-53301-40103   HIGHWAY AND STREETS [ LINCOLN: N SALINE - OLYMPIAN ]	592,731	1,523	-	188,603	188,603	-
20340470-53301-40118   HIGHWAY AND STREETS [ LINCOLN: S KILLARNEY - N SALINE ]	956,089	52,713	-	-	-	-
20340470-53301-40144   HIGHWAY AND STREETS [ LINCOLN & SPRINGFIELD ]	-	-	-	1,414,000	1,414,000	-
	<b><u>1,987,854</u></b>	<b><u>288,002</u></b>	<b><u>124,250</u></b>	<b><u>5,777,906</u></b>	<b><u>5,777,905</u></b>	=
<b>59 - INTERFUND &amp; TFR OUT</b>						
20340470-59100   TFR TO GENERAL FUND	27,087	-	-	-	-	-
	<b><u>27,087</u></b>	=	=	=	=	=
<b>20340470 - MFT CAPITAL PROJECTS TOTAL</b>	<b>2,014,942</b>	<b>288,002</b>	<b>137,468</b>	<b>6,295,906</b>	<b>5,932,905</b>	<b>760,250</b>



# FUND STATEMENT

## 204 - SANITARY SEWER FUND

	FY18 Actual	FY19 Actual	FY20 Actual	FY20 Budget	FY20 Estimate	FY21 Proposed
<b>REVENUE</b>						
44 - CHARGES FOR SERVICE	1,362,052	1,340,216	1,031,998	1,476,914	1,476,914	1,519,745
45 - INVESTMENT INCOME	9,777	19,278	26,949	10,529	20,000	10,792
46 - MISC REVENUES	-	6,369	-	3,500	3,500	3,500
	<b><u>1,371,829</u></b>	<b><u>1,365,863</u></b>	<b><u>1,058,947</u></b>	<b><u>1,490,943</u></b>	<b><u>1,500,414</u></b>	<b><u>1,534,037</u></b>
<b>EXPENSE</b>						
52 - CONTRACTUAL SERVCS	102,184	136,405	(96,202)	214,404	89,557	150,242
53 - CAPITAL OUTLAY	439,749	168,829	81,854	769,616	540,000	400,000
59 - INTERFUND & TFR OUT	803,661	821,734	631,300	841,733	841,733	863,457
	<b><u>1,345,595</u></b>	<b><u>1,126,968</u></b>	<b><u>616,951</u></b>	<b><u>1,825,753</u></b>	<b><u>1,471,290</u></b>	<b><u>1,413,699</u></b>
<b>Net Revenue / (Expense)</b>	<b>26,234</b>	<b>238,895</b>	<b>441,996</b>	<b>(334,810)</b>	<b>29,124</b>	<b>120,338</b>

<b>Beginning Fund Balance</b>	<b>1,080,247</b>	<b>1,109,371</b>
<b>Ending Fund Balance</b>	<b>1,109,371</b>	<b>1,229,709</b>

This fund receives sanitary sewer fee revenues, which are used to fund maintenance and improvement of the sanitary sewer system. Additional information on the Five-year Capital Improvement Plan is available in the Supplemental Information section of this document.

	FY18 Actual	FY19 Actual	FY20 Actual	FY20 Budget	FY20 Estimate	FY21 Proposed
<b>REVENUE</b>						
<b><u>204 - SANITARY SEWER FUND</u></b>						
<b>44 - CHARGES FOR SERVICE</b>						
204-44324   SEWER FEES	1,362,052	1,340,216	1,031,998	1,476,914	1,476,914	1,519,745
	<b><u>1,362,052</u></b>	<b><u>1,340,216</u></b>	<b><u>1,031,998</u></b>	<b><u>1,476,914</u></b>	<b><u>1,476,914</u></b>	<b><u>1,519,745</u></b>
<b>45 - INVESTMENT INCOME</b>						
204-45000   INVESTMENT INCOME	9,777	19,278	26,949	10,529	20,000	10,792
	<b><u>9,777</u></b>	<b><u>19,278</u></b>	<b><u>26,949</u></b>	<b><u>10,529</u></b>	<b><u>20,000</u></b>	<b><u>10,792</u></b>
<b>46 - MISC REVENUES</b>						
204-46290   OTHER REIMBURSEMENTS	-	6,369	-	3,500	3,500	3,500
	<b><u>-</u></b>	<b><u>6,369</u></b>	<b><u>-</u></b>	<b><u>3,500</u></b>	<b><u>3,500</u></b>	<b><u>3,500</u></b>
<b>204 - SANITARY SEWER FUND TOTAL</b>	<b>1,371,829</b>	<b>1,365,863</b>	<b>1,058,947</b>	<b>1,490,943</b>	<b>1,500,414</b>	<b>1,534,037</b>

	FY18 Actual	FY19 Actual	FY20 Actual	FY20 Budget	FY20 Estimate	FY21 Proposed
<b>EXPENSE</b>						
<b><u>20440470 - SEWER CAPITAL PROJECTS</u></b>						
<b>52 - CONTRACTUAL SERVCS</b>						
20440470-52102   TECHNOLOGY SERVICES	-	-	8,482	15,172	10,600	10,000
20440470-52320   TRAVEL, EDUCATION AND TRAINING	-	-	1,600	4,600	4,600	5,000
20440470-52907   CREDIT CARD & BANK FEES	53	177	153	150	150	150
20440470-52999   OTHER CONTRACTUAL SERVICES	97,806	132,695	(113,888)	-	-	-
20440470-52999-40501   OTHER CONTRACTUAL SERVICES [ SANITARY SEWER PRIVATE TO PUBLIC ]	4,326	-	1,150	85,675	1,150	25,000
20440470-52999-40503   OTHER CONTRACTUAL SERVICES [ SBF BILLING COSTS ]	-	-	-	44,307	44,307	45,592
20440470-52999-40504   OTHER CONTRACTUAL SERVICES [ ILLEGAL CONNECTION REIMBURSEMENT ]	-	-	-	4,000	-	4,000
20440470-52999-40505   OTHER CONTRACTUAL SERVICES [ SEWER LATERAL REIMBURSEMENT ]	-	3,534	6,300	50,000	25,000	50,000
20440470-52999-40506   OTHER CONTRACTUAL SERVICES [ OVERHEAD SEWER REIMBURSEMENT ]	-	-	-	10,500	3,750	10,500
	<b><u>102,184</u></b>	<b><u>136,405</u></b>	<b><u>(96,202)</u></b>	<b><u>214,404</u></b>	<b><u>89,557</u></b>	<b><u>150,242</u></b>
<b>53 - CAPITAL OUTLAY</b>						
20440470-53301-40115   HIGHWAY AND STREETS [ STREET RESURFACING ]	-	-	-	5,000	5,000	-
20440470-53303-40102   STORMWATER [ MCORE ]	-	-	-	285,000	285,000	-
20440470-53304-40500   SANITARY SEWER [ SANITARY SEWER IMPROVEMENT ]	384,264	168,829	81,854	479,616	250,000	400,000
20440470-53410   MACHINERY	55,485	-	-	-	-	-
	<b><u>439,749</u></b>	<b><u>168,829</u></b>	<b><u>81,854</u></b>	<b><u>769,616</u></b>	<b><u>540,000</u></b>	<b><u>400,000</u></b>
<b>59 - INTERFUND &amp; TFR OUT</b>						
20440470-59100   TFR TO GENERAL FUND	800,099	818,101	628,916	838,554	838,554	859,518
20440470-59300   TFR TO VERF FUND	3,562	3,633	2,384	3,179	3,179	3,939
	<b><u>803,661</u></b>	<b><u>821,734</u></b>	<b><u>631,300</u></b>	<b><u>841,733</u></b>	<b><u>841,733</u></b>	<b><u>863,457</u></b>
<b>20440470 - SEWER CAPITAL PROJECTS TOTAL</b>	<b>1,345,595</b>	<b>1,126,968</b>	<b>616,951</b>	<b>1,825,753</b>	<b>1,471,290</b>	<b>1,413,699</b>

# FUND STATEMENT

## 300 - VEHICLE & EQUIPM REPLCMNT FUND

	FY18 Actual	FY19 Actual	FY20 Actual	FY20 Budget	FY20 Estimate	FY21 Proposed
<b>REVENUE</b>						
41 - INTERGOV. REVENUES	-	-	110,800	125,791	125,791	-
45 - INVESTMENT INCOME	71,992	137,311	136,641	100,000	150,000	150,000
46 - MISC REVENUES	17,625	31,718	25,772	-	-	-
49 - TRANSFERS IN	1,524,374	1,516,514	900,877	1,302,769	1,302,769	1,363,246
	<b><u>1,613,991</u></b>	<b><u>1,685,543</u></b>	<b><u>1,174,090</u></b>	<b><u>1,528,560</u></b>	<b><u>1,578,560</u></b>	<b><u>1,513,246</u></b>
<b>EXPENSE</b>						
51 - MATERIALS & SUPPLIES	-	-	-	-	-	-
52 - CONTRACTUAL SERVCS	-	-	-	-	-	-
53 - CAPITAL OUTLAY	879,089	2,030,070	2,529,481	4,758,479	4,758,647	2,216,576
54 - DEBT SERVICE	17,500	-	17,500	17,500	17,500	-
59 - INTERFUND & TFR OUT	108,566	-	-	-	-	-
	<b><u>1,005,155</u></b>	<b><u>2,030,070</u></b>	<b><u>2,546,981</u></b>	<b><u>4,775,979</u></b>	<b><u>4,776,147</u></b>	<b><u>2,216,576</u></b>
<b>Net Revenue / (Expense)</b>	<b>608,835</b>	<b>(344,527)</b>	<b>(1,372,892)</b>	<b>(3,247,419)</b>	<b>(3,197,587)</b>	<b>(703,330)</b>

<b>Beginning Fund Balance</b>	<b>7,479,674</b>	<b>4,282,087</b>
<b>Ending Fund Balance</b>	<b>4,282,087</b>	<b>3,578,757</b>

The VERF (Vehicle & Equipment Replacement Fund) collects fees from other City funds to pay for replacement of capital assets. Detail on scheduled replacements is available in the Supplemental Information section of this document.

	FY18 Actual	FY19 Actual	FY20 Actual	FY20 Budget	FY20 Estimate	FY21 Proposed
<b>REVENUE</b>						
<b><u>300 - VEHICLE &amp; EQUIPM REPLCMNT FUND</u></b>						
<b>41 - INTERGOV. REVENUES</b>						
300-41120   STATE GRANTS - PUBLIC SAFETY	-	-	110,800	125,791	125,791	-
	=	=	<b><u>110,800</u></b>	<b><u>125,791</u></b>	<b><u>125,791</u></b>	=
<b>45 - INVESTMENT INCOME</b>						
300-45000   INVESTMENT INCOME	71,992	137,311	136,641	100,000	150,000	150,000
	<b><u>71,992</u></b>	<b><u>137,311</u></b>	<b><u>136,641</u></b>	<b><u>100,000</u></b>	<b><u>150,000</u></b>	<b><u>150,000</u></b>
<b>46 - MISC REVENUES</b>						
300-46100   SALE OF PROPERTY	17,625	31,718	25,772	-	-	-
	<b><u>17,625</u></b>	<b><u>31,718</u></b>	<b><u>25,772</u></b>	=	=	=
<b>49 - TRANSFERS IN</b>						
300-49100   TFR FROM GENERAL FUND	1,479,068	1,440,757	865,811	1,256,015	1,256,015	1,302,406
300-49201   TFR FROM STORMWATER FUND	36,744	37,479	24,782	33,042	33,042	40,926
300-49204   TFR FROM SANITARY SEWER FUND	3,562	3,633	2,384	3,179	3,179	3,939
300-49302   TFR FROM HOME RECYCLING FUND	-	-	1,551	2,068	2,068	2,562
300-49310   TFR FROM NARCOTICS FORFEITURES	5,000	24,417	-	-	-	-
300-49500   TFR FROM PARKING FUND	-	-	2,131	2,841	2,841	3,519
300-49610   TFR FROM INFORMATION TECH FUND	-	10,228	4,218	5,624	5,624	9,894
	<b><u>1,524,374</u></b>	<b><u>1,516,514</u></b>	<b><u>900,877</u></b>	<b><u>1,302,769</u></b>	<b><u>1,302,769</u></b>	<b><u>1,363,246</u></b>
<b>300 - VEHICLE &amp; EQUIPM REPLCMNT FUND TOTAL</b>	<b>1,613,991</b>	<b>1,685,543</b>	<b>1,174,090</b>	<b>1,528,560</b>	<b>1,578,560</b>	<b>1,513,246</b>

	<b>FY18 Actual</b>	<b>FY19 Actual</b>	<b>FY20 Actual</b>	<b>FY20 Budget</b>	<b>FY20 Estimate</b>	<b>FY21 Proposed</b>
<b>EXPENSE</b>						
<b><u>30060600 - VEHICLE &amp; EQUIP REPLACEMENT</u></b>						
<b>53 - CAPITAL OUTLAY</b>						
30060600-53410   MACHINERY	512,927	757,854	1,387,067	3,198,196	3,198,364	1,434,529
30060600-53420   VEHICLES	337,162	644,455	201,707	265,435	245,435	238,777
30060600-53430   FURNITURE AND FIXTURES	-	-	70,549	86,656	86,656	-
30060600-53440   OTHER EQUIPMENT	11,500	627,761	870,159	1,208,192	1,228,192	543,270
	<b><u>879,089</u></b>	<b><u>2,030,070</u></b>	<b><u>2,529,481</u></b>	<b><u>4,758,479</u></b>	<b><u>4,758,647</u></b>	<b><u>2,216,576</u></b>
<b>54 - DEBT SERVICE</b>						
30060600-54100   PRINCIPAL	-	-	17,500	17,500	17,500	-
30060600-54200   INTEREST	35,000	-	-	-	-	-
	<b><u>35,000</u></b>	<b><u>-</u></b>	<b><u>17,500</u></b>	<b><u>17,500</u></b>	<b><u>17,500</u></b>	<b><u>-</u></b>
<b>59 - INTERFUND &amp; TFR OUT</b>						
30060600-59100   TFR TO GENERAL FUND	108,566	-	-	-	-	-
	<b><u>108,566</u></b>	<b><u>-</u></b>	<b><u>-</u></b>	<b><u>-</u></b>	<b><u>-</u></b>	<b><u>-</u></b>
<b>30060600 - VEHICLE &amp; EQUIP REPLACEMENT TOTAL</b>	<b>1,005,155</b>	<b>2,030,070</b>	<b>2,546,981</b>	<b>4,775,979</b>	<b>4,776,147</b>	<b>2,216,576</b>

# FUND STATEMENT

## 301 - LANDSCAPE RECYCLING CTR FUND

	FY18 Actual	FY19 Actual	FY20 Actual	FY20 Budget	FY20 Estimate	FY21 Proposed
<b>REVENUE</b>						
44 - CHARGES FOR SERVICE	648,786	739,159	731,336	769,696	769,696	769,696
45 - INVESTMENT INCOME	6,032	8,738	12,988	7,000	7,000	7,280
46 - MISC REVENUES	55	10	(227)	25	25	25
	<b><u>654,873</u></b>	<b><u>747,907</u></b>	<b><u>744,098</u></b>	<b><u>776,721</u></b>	<b><u>776,721</u></b>	<b><u>777,001</u></b>
<b>EXPENSE</b>						
50 - SALARIES & BENEFITS	348,177	349,461	262,423	346,200	346,224	400,212
51 - MATERIALS & SUPPLIES	41,353	44,859	36,351	98,667	98,667	93,373
52 - CONTRACTUAL SERVCS	85,695	76,554	9,888	116,536	116,536	112,152
53 - CAPITAL OUTLAY	51,535	348,459	191,341	229,614	229,614	234,666
59 - INTERFUND & TFR OUT	92,693	113,686	72,830	121,916	121,916	116,948
	<b><u>619,453</u></b>	<b><u>933,019</u></b>	<b><u>572,833</u></b>	<b><u>912,933</u></b>	<b><u>912,957</u></b>	<b><u>957,351</u></b>
<b>Net Revenue / (Expense)</b>	<b>33,122</b>	<b>(185,112)</b>	<b>171,264</b>	<b>(136,212)</b>	<b>(136,236)</b>	<b>(180,350)</b>

<b>Beginning Fund Balance</b>	<b>419,664</b>	<b>283,428</b>
<b>Ending Fund Balance</b>	<b>283,428</b>	<b>103,078</b>

The Landscape Recycling Center Fund accounts for costs of a county-wide, self-sustaining landscape recycling center. Revenues come from user fees.

	FY18 Actual	FY19 Actual	FY20 Actual	FY20 Budget	FY20 Estimate	FY21 Proposed
<b>REVENUE</b>						
<b><u>301 - LANDSCAPE RCYCLING CENTER FUND</u></b>						
<b>44 - CHARGES FOR SERVICE</b>						
301-44310   LANDSCAPE RECYCLING FEES	648,786	739,159	731,336	769,696	769,696	769,696
	<b><u>648,786</u></b>	<b><u>739,159</u></b>	<b><u>731,336</u></b>	<b><u>769,696</u></b>	<b><u>769,696</u></b>	<b><u>769,696</u></b>
<b>45 - INVESTMENT INCOME</b>						
301-45000   INVESTMENT INCOME	6,032	8,738	12,988	7,000	7,000	7,280
	<b><u>6,032</u></b>	<b><u>8,738</u></b>	<b><u>12,988</u></b>	<b><u>7,000</u></b>	<b><u>7,000</u></b>	<b><u>7,280</u></b>
<b>46 - MISC REVENUES</b>						
301-46600   CASH OVER/SHORT	55	10	(227)	25	25	25
	<b><u>55</u></b>	<b><u>10</u></b>	<b><u>(227)</u></b>	<b><u>25</u></b>	<b><u>25</u></b>	<b><u>25</u></b>
<b>301 - LANDSCAPE RCYCLING CENTER FUND TOTAL</b>	<b>654,873</b>	<b>747,907</b>	<b>744,098</b>	<b>776,721</b>	<b>776,721</b>	<b>777,001</b>



	<b>FY18 Actual</b>	<b>FY19 Actual</b>	<b>FY20 Actual</b>	<b>FY20 Budget</b>	<b>FY20 Estimate</b>	<b>FY21 Proposed</b>
<b>EXPENSE</b>						
<b>30140402 - LANDSCAPE RECYCLING CENTER</b>						
<b>50 - SALARIES &amp; BENEFITS</b>						
30140402-50110   SALARY - REGULAR EMPLOYEES	262,855	264,432	205,689	250,047	250,047	299,673
30140402-50131   REGULAR OVERTIME	10,534	7,556	1,902	16,524	16,524	16,979
30140402-50156   BONUS	-	5,000	-	-	-	-
30140402-50160   SEPARATION PAY	-	-	-	9,540	9,540	-
30140402-50210   INSURANCE	21,986	15,184	14,523	20,877	20,877	19,946
30140402-50220   FICA AND MEDICARE	20,433	21,828	16,114	19,859	19,859	22,934
30140402-50230   EMPLOYEE ALLOWANCES	-	1,950	1,650	2,022	2,022	2,078
30140402-50240   RHS CONTRIBUTION	329	3,134	384	360	384	600
30140402-50251   IMRF & SURS	32,039	30,378	22,161	26,971	26,971	38,002
	<b><u>349,326</u></b>	<b><u>349,461</u></b>	<b><u>262,423</u></b>	<b><u>346,200</u></b>	<b><u>346,224</u></b>	<b><u>400,212</u></b>
<b>51 - MATERIALS &amp; SUPPLIES</b>						
30140402-51100   OFFICE SUPPLIES	797	925	467	1,010	1,010	1,033
30140402-51310   CONSTRUCTION MATERIALS	4,772	5,787	9,580	19,572	19,572	17,514
30140402-51320   REPAIR & MAINTENANCE MATERIALS	4,675	3,088	4,314	9,090	9,090	9,272
30140402-51330   FUEL	23,082	32,342	18,189	61,420	61,420	57,812
30140402-51410   SMALL TOOLS & EQUIPMENT	6,624	2,716	3,801	7,575	7,575	7,742
30140402-51500   SHARED IT COSTS	1,402	-	-	-	-	-
	<b><u>41,353</u></b>	<b><u>44,859</u></b>	<b><u>36,351</u></b>	<b><u>98,667</u></b>	<b><u>98,667</u></b>	<b><u>93,373</u></b>
<b>52 - CONTRACTUAL SERVCS</b>						
30140402-52104   DISPOSAL & RECYCLING SERVICES	7,863	9,310	649	15,000	15,000	15,330
30140402-52106   ARCHITECTURAL & ENG SERVICES	14,250	-	-	-	-	-
30140402-52199   OTHER PROFESSIONAL SERVICES	2,120	-	-	-	-	-
30140402-52201   BUILDING REPAIR & MAINT	2,793	2,360	2,402	5,050	5,050	5,162
30140402-52202   EQUIPMENT REPAIR & MAINT	-	-	-	30,675	30,675	31,350
30140402-52320   TRAVEL, EDUCATION AND TRAINING	1,030	452	145	1,836	1,836	1,877
30140402-52500   INTERGOVERNMENTAL AND AGENCY	-	265	643	9,172	9,172	9,172
30140402-52600   UTILITIES	11,068	11,306	-	11,354	11,354	11,604
30140402-52905   EQUIPMENT RENTAL	21,900	28,044	-	15,000	15,000	15,330
30140402-52907   CREDIT CARD & BANK FEES	-	-	-	3,000	-	5,000
30140402-52909   ADV/MKTING/PUBLIC EDUCATION	22,388	22,758	5,469	23,662	26,662	15,500
30140402-52999   OTHER CONTRACTUAL SERVICES	2,284	2,059	580	1,787	1,787	1,827
	<b><u>85,695</u></b>	<b><u>76,554</u></b>	<b><u>9,888</u></b>	<b><u>116,536</u></b>	<b><u>116,536</u></b>	<b><u>112,152</u></b>
<b>53 - CAPITAL OUTLAY</b>						
30140402-53301   HIGHWAY AND STREETS	51,535	-	-	-	-	-
30140402-53410   MACHINERY	-	348,459	185,541	214,941	214,941	219,670
30140402-53440   OTHER EQUIPMENT	-	-	5,800	14,673	14,673	14,996
	<b><u>51,535</u></b>	<b><u>348,459</u></b>	<b><u>191,341</u></b>	<b><u>229,614</u></b>	<b><u>229,614</u></b>	<b><u>234,666</u></b>
<b>59 - INTERFUND &amp; TFR OUT</b>						
30140402-59100   TFR TO GENERAL FUND	32,604	39,586	30,432	40,576	40,576	41,692
30140402-59370   TFR TO RETAINED RISK FUND	3,927	4,015	3,086	4,115	4,115	4,229
30140402-59600   TFR TO EQUIPMENT SERVICES	56,162	62,351	36,004	72,825	72,825	66,757
30140402-59610   TFR TO INFORMATION TECH FUND	-	7,734	3,308	4,400	4,400	4,270
	<b><u>92,693</u></b>	<b><u>113,686</u></b>	<b><u>72,830</u></b>	<b><u>121,916</u></b>	<b><u>121,916</u></b>	<b><u>116,948</u></b>
<b>30140402 - LANDSCAPE RECYCLING CENTER TOTAL</b>	<b>620,602</b>	<b>933,019</b>	<b>572,833</b>	<b>912,933</b>	<b>912,957</b>	<b>957,351</b>

# FUND STATEMENT

## 302 - HOME RECYCLING FUND

	FY18 Actual	FY19 Actual	FY20 Actual	FY20 Budget	FY20 Estimate	FY21 Proposed
<b>REVENUE</b>						
44 - CHARGES FOR SERVICE	667,775	672,742	697,746	671,721	671,721	671,721
45 - INVESTMENT INCOME	714	2,385	4,460	500	500	520
46 - MISC REVENUES	-	(7)	-	50	50	50
	<b><u>668,489</u></b>	<b><u>675,120</u></b>	<b><u>702,206</u></b>	<b><u>672,271</u></b>	<b><u>672,271</u></b>	<b><u>672,291</u></b>
<b>EXPENSE</b>						
50 - SALARIES & BENEFITS	66,867	67,772	86,682	95,256	95,256	96,710
51 - MATERIALS & SUPPLIES	37,823	913	33,116	35,503	36,703	36,816
52 - CONTRACTUAL SERVCS	441,121	385,390	337,789	441,759	441,227	449,928
59 - INTERFUND & TFR OUT	101,128	130,284	65,328	110,999	110,999	114,070
	<b><u>646,938</u></b>	<b><u>584,359</u></b>	<b><u>522,915</u></b>	<b><u>683,517</u></b>	<b><u>684,185</u></b>	<b><u>697,524</u></b>
<b>Net Revenue / (Expense)</b>	<b>21,551</b>	<b>90,761</b>	<b>179,291</b>	<b>(11,246)</b>	<b>(11,914)</b>	<b>(25,233)</b>
				<b>Beginning Fund Balance</b>	<b>187,271</b>	<b>175,357</b>
				<b>Ending Fund Balance</b>	<b>175,357</b>	<b>150,124</b>

This fund receives revenues from recycling taxes, which fund recycling services, yard waste disposal, and other related programs.

	<b>FY18 Actual</b>	<b>FY19 Actual</b>	<b>FY20 Actual</b>	<b>FY20 Budget</b>	<b>FY20 Estimate</b>	<b>FY21 Proposed</b>
<b>REVENUE</b>						
<b><u>302 - HOME RECYCLING FUND</u></b>						
<b>44 - CHARGES FOR SERVICE</b>						
302-44321   SINGLE FAMILY RECYCLING FEES	329,666	329,637	356,112	327,060	327,060	327,060
302-44322   MULTI-FAMILY RECYCLING FEES	338,109	343,105	341,635	344,661	344,661	344,661
	<b><u>667,775</u></b>	<b><u>672,742</u></b>	<b><u>697,746</u></b>	<b><u>671,721</u></b>	<b><u>671,721</u></b>	<b><u>671,721</u></b>
<b>45 - INVESTMENT INCOME</b>						
302-45000   INVESTMENT INCOME	714	2,385	4,460	500	500	520
	<b><u>714</u></b>	<b><u>2,385</u></b>	<b><u>4,460</u></b>	<b><u>500</u></b>	<b><u>500</u></b>	<b><u>520</u></b>
<b>46 - MISC REVENUES</b>						
302-46900   OTHER MISCELLANEOUS REVENUES	-	(7)	-	50	50	50
	<b><u>⌚</u></b>	<b><u>(7)</u></b>	<b><u>⌚</u></b>	<b><u>50</u></b>	<b><u>50</u></b>	<b><u>50</u></b>
<b>302 - HOME RECYCLING FUND TOTAL</b>	<b>668,489</b>	<b>675,120</b>	<b>702,206</b>	<b>672,271</b>	<b>672,271</b>	<b>672,291</b>

	FY18 Actual	FY19 Actual	FY20 Actual	FY20 Budget	FY20 Estimate	FY21 Proposed
<b>EXPENSE</b>						
<b>30240402 - HOME RECYCLING</b>						
<b>59 - INTERFUND &amp; TFR OUT</b>						
30240402-59300   TFR TO VERF FUND	-	-	1,551	2,068	2,068	2,562
	=	=	<u>1,551</u>	<u>2,068</u>	<u>2,068</u>	<u>2,562</u>
<b>30240402 - HOME RECYCLING TOTAL</b>	-	-	<b>1,551</b>	<b>2,068</b>	<b>2,068</b>	<b>2,562</b>
<b>30240452 - RECYCLING</b>						
<b>50 - SALARIES &amp; BENEFITS</b>						
30240452-50110   SALARY - REGULAR EMPLOYEES	50,573	51,389	67,213	73,008	73,008	73,302
30240452-50210   INSURANCE	6,530	6,882	7,273	9,077	9,077	8,295
30240452-50220   FICA AND MEDICARE	3,790	3,926	5,026	5,585	5,585	5,610
30240452-50240   RHS CONTRIBUTION	-	-	-	-	-	207
30240452-50251   IMRF & SURS	5,974	5,574	7,171	7,586	7,586	9,296
	<u>66,867</u>	<u>67,772</u>	<u>86,682</u>	<u>95,256</u>	<u>95,256</u>	<u>96,710</u>
<b>51 - MATERIALS &amp; SUPPLIES</b>						
30240452-51500   SHARED IT COSTS	749	-	-	-	-	-
30240452-51900   OTHER SUPPLIES	37,074	913	33,116	35,503	36,703	36,816
	<u>37,823</u>	<u>913</u>	<u>33,116</u>	<u>35,503</u>	<u>36,703</u>	<u>36,816</u>
<b>52 - CONTRACTUAL SVRCS</b>						
30240452-52102   TECHNOLOGY SERVICES	-	-	-	-	-	1,000
30240452-52104   DISPOSAL & RECYCLING SERVICES	427,185	371,050	315,859	406,020	406,020	406,612
30240452-52310   DUES AND MEMBERSHIPS	200	807	700	700	700	900
30240452-52320   TRAVEL, EDUCATION AND TRAINING	2,000	93	2,501	4,110	4,110	4,201
30240452-52902   POSTAGE & PRINTING	6,882	7,493	6,760	7,597	7,597	8,176
30240452-52907   CREDIT CARD & BANK FEES	1,971	2,122	1,966	2,532	2,000	929
30240452-52909   ADV/MKTING/PUBLIC EDUCATION	2,882	3,825	1,195	5,000	5,000	5,110
30240452-52999   OTHER CONTRACTUAL SERVICES	-	-	8,807	15,800	15,800	23,000
	<u>441,121</u>	<u>385,390</u>	<u>337,789</u>	<u>441,759</u>	<u>441,227</u>	<u>449,928</u>
<b>59 - INTERFUND &amp; TFR OUT</b>						
30240452-59099   OTHER INTERDEPT CHARGES	-	23,052	-	24,000	24,000	24,000
30240452-59100   TFR TO GENERAL FUND	99,374	101,610	58,729	78,305	78,305	80,459
30240452-59370   TFR TO RETAINED RISK FUND	1,754	1,793	1,378	1,837	1,837	1,888
30240452-59600   TFR TO EQUIPMENT SERVICES	-	-	-	-	-	1,000
30240452-59610   TFR TO INFORMATION TECH FUND	-	3,829	3,671	4,789	4,789	4,161
	<u>101,128</u>	<u>130,284</u>	<u>63,777</u>	<u>108,931</u>	<u>108,931</u>	<u>111,508</u>
<b>30240452 - RECYCLING TOTAL</b>	<b>646,938</b>	<b>584,359</b>	<b>521,364</b>	<b>681,449</b>	<b>682,117</b>	<b>694,962</b>

# FUND STATEMENT

## 310 - POLICE SPECIAL FUND

	FY18 Actual	FY19 Actual	FY20 Actual	FY20 Budget	FY20 Estimate	FY21 Proposed
<b>REVENUE</b>						
41 - INTERGOV. REVENUES	-	-	6,750	-	12,000	36,000
43 - FINE, FORF & PENALTY	29,027	22,071	45,324	40,000	67,460	40,000
45 - INVESTMENT INCOME	1,192	1,835	1,520	1,000	1,000	-
46 - MISC REVENUES	4,550	-	6,001	-	6,001	-
49 - TRANSFERS IN	-	-	-	-	-	-
	<b><u>34,769</u></b>	<b><u>23,905</u></b>	<b><u>59,595</u></b>	<b><u>41,000</u></b>	<b><u>86,461</u></b>	<b><u>76,000</u></b>
<b>EXPENSE</b>						
50 - SALARIES & BENEFITS	-	22,948	-	16,445	-	35,146
51 - MATERIALS & SUPPLIES	1,667	3,333	1,428	3,500	3,500	3,500
52 - CONTRACTUAL SERVCS	9,636	19,005	-	-	-	-
53 - CAPITAL OUTLAY	6,596	6,070	2,403	64,995	23,000	67,062
59 - INTERFUND & TFR OUT	14,579	31,881	7,398	9,780	9,780	10,418
	<b><u>32,478</u></b>	<b><u>83,236</u></b>	<b><u>11,229</u></b>	<b><u>94,720</u></b>	<b><u>36,280</u></b>	<b><u>116,126</u></b>
<b>Net Revenue / (Expense)</b>	<b>2,291</b>	<b>(59,331)</b>	<b>48,366</b>	<b>(53,720)</b>	<b>50,181</b>	<b>(40,126)</b>

<b>Beginning Fund Balance</b>	<b>57,789</b>	<b>107,970</b>
<b>Ending Fund Balance</b>	<b>107,970</b>	<b>67,844</b>

This fund is restricted by law for specific Police Department expenditures. Revenues come from state and federal asset forfeitures, DUI fines, and cannabis excise tax revenues shared with local governments by the State.

	FY18 Actual	FY19 Actual	FY20 Actual	FY20 Budget	FY20 Estimate	FY21 Proposed
<b>REVENUE</b>						
<b><u>310 - POLICE SPECIAL FUNDS</u></b>						
<b>45 - INVESTMENT INCOME</b>						
310-45000   INVESTMENT INCOME	1,192	1,835	1,520	1,000	1,000	-
	<u>1,192</u>	<u>1,835</u>	<u>1,520</u>	<u>1,000</u>	<u>1,000</u>	=
<b>310 - POLICE SPECIAL FUNDS TOTAL</b>	<b>1,192</b>	<b>1,835</b>	<b>1,520</b>	<b>1,000</b>	<b>1,000</b>	-
<b><u>31020205 - POLICE DUI</u></b>						
<b>43 - FINE, FORF &amp; PENALTY</b>						
31020205-43301   DUI FINES	9,445	12,058	7,644	10,000	8,823	10,000
	<u>9,445</u>	<u>12,058</u>	<u>7,644</u>	<u>10,000</u>	<u>8,823</u>	<u>10,000</u>
<b>31020205 - POLICE DUI TOTAL</b>	<b>9,445</b>	<b>12,058</b>	<b>7,644</b>	<b>10,000</b>	<b>8,823</b>	<b>10,000</b>
<b><u>31020206 - STATE NARCOTICS FORFEITURES</u></b>						
<b>43 - FINE, FORF &amp; PENALTY</b>						
31020206-43301   DUI FINES	1,408	-	-	-	-	-
31020206-43302   STATE DRUG SEIZURES	18,174	3,588	36,196	20,000	47,761	20,000
	<u>19,582</u>	<u>3,588</u>	<u>36,196</u>	<u>20,000</u>	<u>47,761</u>	<u>20,000</u>
<b>46 - MISC REVENUES</b>						
31020206-46100   SALE OF PROPERTY	4,550	-	6,001	-	6,001	-
	<u>4,550</u>	=	<u>6,001</u>	=	<u>6,001</u>	=
<b>31020206 - STATE NARCOTICS FORFEITURES TOTAL</b>	<b>24,132</b>	<b>3,588</b>	<b>42,197</b>	<b>20,000</b>	<b>53,762</b>	<b>20,000</b>
<b><u>31020207 - FEDERAL NARCOTICS FORFEITURES</u></b>						
<b>43 - FINE, FORF &amp; PENALTY</b>						
31020207-43303   FEDERAL DRUG SEIZURES	-	6,425	-	10,000	10,000	10,000
	=	<u>6,425</u>	=	<u>10,000</u>	<u>10,000</u>	<u>10,000</u>
<b>31020207 - FEDERAL NARCOTICS FORFEITURES TOTAL</b>	<b>-</b>	<b>6,425</b>	<b>-</b>	<b>10,000</b>	<b>10,000</b>	<b>10,000</b>
<b><u>31020210 - E-CITATIONS</u></b>						
<b>43 - FINE, FORF &amp; PENALTY</b>						
31020210-43999   OTHER FINES	-	-	1,388	-	876	-
	=	=	<u>1,388</u>	=	<u>876</u>	=
<b>31020210 - E-CITATIONS TOTAL</b>	<b>-</b>	<b>-</b>	<b>1,388</b>	<b>-</b>	<b>876</b>	<b>-</b>
<b><u>31020212 - CANNABIS EXCISE TAX</u></b>						
<b>41 - INTERGOV. REVENUES</b>						
31020212-41200   OTHER STATE RECEIPTS	-	-	6,750	-	12,000	36,000
	=	=	<u>6,750</u>	=	<u>12,000</u>	<u>36,000</u>
<b>31020212 - CANNABIS EXCISE TAX TOTAL</b>	<b>-</b>	<b>-</b>	<b>6,750</b>	<b>-</b>	<b>12,000</b>	<b>36,000</b>

	FY18 Actual	FY19 Actual	FY20 Actual	FY20 Budget	FY20 Estimate	FY21 Proposed
<b>EXPENSE</b>						
<b><u>31020205 - POLICE DUI</u></b>						
<b>50 - SALARIES &amp; BENEFITS</b>						
31020205-50131   REGULAR OVERTIME	-	22,948	-	1,445	-	-
	=	<b><u>22,948</u></b>	=	<b><u>1,445</u></b>	=	=
<b>53 - CAPITAL OUTLAY</b>						
31020205-53440   OTHER EQUIPMENT	-	3,770	480	41,668	10,000	41,937
	=	<b><u>3,770</u></b>	<b><u>480</u></b>	<b><u>41,668</u></b>	<b><u>10,000</u></b>	<b><u>41,937</u></b>
<b>59 - INTERFUND &amp; TFR OUT</b>						
31020205-59300   TFR TO VERF FUND	-	16,668	-	-	-	-
	=	<b><u>16,668</u></b>	=	=	=	=
<b>31020205 - POLICE DUI TOTAL</b>	-	<b>43,386</b>	<b>480</b>	<b>43,113</b>	<b>10,000</b>	<b>41,937</b>
<b><u>31020206 - STATE NARCOTICS FORFEITURES</u></b>						
<b>50 - SALARIES &amp; BENEFITS</b>						
31020206-50131   REGULAR OVERTIME	-	-	-	15,000	-	-
	=	=	=	<b><u>15,000</u></b>	=	=
<b>51 - MATERIALS &amp; SUPPLIES</b>						
31020206-51410   SMALL TOOLS & EQUIPMENT	1,667	3,333	1,428	3,500	3,500	3,500
	<b><u>1,667</u></b>	<b><u>3,333</u></b>	<b><u>1,428</u></b>	<b><u>3,500</u></b>	<b><u>3,500</u></b>	<b><u>3,500</u></b>
<b>52 - CONTRACTUAL SERVCs</b>						
31020206-52500   INTERGOVERNMENTAL AND AGENCY	-	14,379	-	-	-	-
31020206-52999   OTHER CONTRACTUAL SERVICES	9,636	4,626	-	-	-	-
	<b><u>9,636</u></b>	<b><u>19,005</u></b>	=	=	=	=
<b>53 - CAPITAL OUTLAY</b>						
31020206-53440   OTHER EQUIPMENT	5,696	2,300	1,923	6,903	3,000	8,700
	<b><u>5,696</u></b>	<b><u>2,300</u></b>	<b><u>1,923</u></b>	<b><u>6,903</u></b>	<b><u>3,000</u></b>	<b><u>8,700</u></b>
<b>59 - INTERFUND &amp; TFR OUT</b>						
31020206-59300   TFR TO VERF FUND	5,000	-	-	-	-	-
31020206-59600   TFR TO EQUIPMENT SERVICES	9,579	7,214	7,398	9,530	9,530	10,168
31020206-59610   TFR TO INFORMATION TECH FUND	-	250	-	250	250	250
	<b><u>14,579</u></b>	<b><u>7,464</u></b>	<b><u>7,398</u></b>	<b><u>9,780</u></b>	<b><u>9,780</u></b>	<b><u>10,418</u></b>
<b>31020206 - STATE NARCOTICS FORFEITURES TOTAL</b>	<b>31,578</b>	<b>32,101</b>	<b>10,749</b>	<b>35,183</b>	<b>16,280</b>	<b>22,618</b>
<b><u>31020207 - FEDERAL NARCOTICS FORFEITURES</u></b>						
<b>53 - CAPITAL OUTLAY</b>						
31020207-53440   OTHER EQUIPMENT	900	-	-	16,424	10,000	16,425
	<b><u>900</u></b>	=	=	<b><u>16,424</u></b>	<b><u>10,000</u></b>	<b><u>16,425</u></b>
<b>59 - INTERFUND &amp; TFR OUT</b>						
31020207-59300   TFR TO VERF FUND	-	7,749	-	-	-	-
	=	<b><u>7,749</u></b>	=	=	=	=
<b>31020207 - FEDERAL NARCOTICS FORFEITURES TOTAL</b>	<b>900</b>	<b>7,749</b>	-	<b>16,424</b>	<b>10,000</b>	<b>16,425</b>
<b><u>31020212 - CANNABIS EXCISE TAX</u></b>						
<b>50 - SALARIES &amp; BENEFITS</b>						
31020212-50110   SALARY - REGULAR EMPLOYEES	-	-	-	-	-	30,991
31020212-50210   INSURANCE	-	-	-	-	-	3,706
31020212-50220   FICA AND MEDICARE	-	-	-	-	-	449
	=	=	=	=	=	<b><u>35,146</u></b>
<b>31020212 - CANNABIS EXCISE TAX TOTAL</b>	-	-	-	-	-	<b>35,146</b>

	FY18 Actual	FY19 Actual	FY20 Actual	FY20 Budget	FY20 Estimate	FY21 Proposed
<b>EXPENSE</b>						
<b><u>31020205 - POLICE DUI</u></b>						
<b>50 - SALARIES &amp; BENEFITS</b>						
31020205-50131   REGULAR OVERTIME	-	22,948	-	1,445	-	-
	=	<b><u>22,948</u></b>	=	<b><u>1,445</u></b>	=	=
<b>53 - CAPITAL OUTLAY</b>						
31020205-53440   OTHER EQUIPMENT	-	3,770	480	41,668	10,000	41,937
	=	<b><u>3,770</u></b>	<b><u>480</u></b>	<b><u>41,668</u></b>	<b><u>10,000</u></b>	<b><u>41,937</u></b>
<b>59 - INTERFUND &amp; TFR OUT</b>						
31020205-59300   TFR TO VERF FUND	-	16,668	-	-	-	-
	=	<b><u>16,668</u></b>	=	=	=	=
<b>31020205 - POLICE DUI TOTAL</b>	<b>-</b>	<b><u>43,386</u></b>	<b><u>480</u></b>	<b><u>43,113</u></b>	<b><u>10,000</u></b>	<b><u>41,937</u></b>
<b><u>31020206 - STATE NARCOTICS FORFEITURES</u></b>						
<b>50 - SALARIES &amp; BENEFITS</b>						
31020206-50131   REGULAR OVERTIME	-	-	-	15,000	-	-
	=	=	=	<b><u>15,000</u></b>	=	=
<b>51 - MATERIALS &amp; SUPPLIES</b>						
31020206-51410   SMALL TOOLS & EQUIPMENT	1,667	3,333	1,428	3,500	3,500	3,500
	<b><u>1,667</u></b>	<b><u>3,333</u></b>	<b><u>1,428</u></b>	<b><u>3,500</u></b>	<b><u>3,500</u></b>	<b><u>3,500</u></b>
<b>52 - CONTRACTUAL SERVCs</b>						
31020206-52500   INTERGOVERNMENTAL AND AGENCY	-	14,379	-	-	-	-
31020206-52999   OTHER CONTRACTUAL SERVICES	9,636	4,626	-	-	-	-
	<b><u>9,636</u></b>	<b><u>19,005</u></b>	=	=	=	=
<b>53 - CAPITAL OUTLAY</b>						
31020206-53440   OTHER EQUIPMENT	5,696	2,300	1,923	6,903	3,000	8,700
	<b><u>5,696</u></b>	<b><u>2,300</u></b>	<b><u>1,923</u></b>	<b><u>6,903</u></b>	<b><u>3,000</u></b>	<b><u>8,700</u></b>
<b>59 - INTERFUND &amp; TFR OUT</b>						
31020206-59300   TFR TO VERF FUND	5,000	-	-	-	-	-
31020206-59600   TFR TO EQUIPMENT SERVICES	9,579	7,214	7,398	9,530	9,530	10,168
31020206-59610   TFR TO INFORMATION TECH FUND	-	250	-	250	250	250
	<b><u>14,579</u></b>	<b><u>7,464</u></b>	<b><u>7,398</u></b>	<b><u>9,780</u></b>	<b><u>9,780</u></b>	<b><u>10,418</u></b>
<b>31020206 - STATE NARCOTICS FORFEITURES TOTAL</b>	<b>31,578</b>	<b><u>32,101</u></b>	<b><u>10,749</u></b>	<b><u>35,183</u></b>	<b><u>16,280</u></b>	<b><u>22,618</u></b>
<b><u>31020207 - FEDERAL NARCOTICS FORFEITURES</u></b>						
<b>53 - CAPITAL OUTLAY</b>						
31020207-53440   OTHER EQUIPMENT	900	-	-	16,424	10,000	16,425
	<b><u>900</u></b>	=	=	<b><u>16,424</u></b>	<b><u>10,000</u></b>	<b><u>16,425</u></b>
<b>59 - INTERFUND &amp; TFR OUT</b>						
31020207-59300   TFR TO VERF FUND	-	7,749	-	-	-	-
	=	<b><u>7,749</u></b>	=	=	=	=
<b>31020207 - FEDERAL NARCOTICS FORFEITURES TOTAL</b>	<b>900</b>	<b><u>7,749</u></b>	<b>-</b>	<b><u>16,424</u></b>	<b><u>10,000</u></b>	<b><u>16,425</u></b>
<b><u>31020212 - CANNABIS EXCISE TAX</u></b>						
<b>50 - SALARIES &amp; BENEFITS</b>						
31020212-50110   SALARY - REGULAR EMPLOYEES	-	-	-	-	-	30,991
31020212-50210   INSURANCE	-	-	-	-	-	3,706
31020212-50220   FICA AND MEDICARE	-	-	-	-	-	449
	=	=	=	=	=	<b><u>35,146</u></b>
<b>31020212 - CANNABIS EXCISE TAX TOTAL</b>	<b>-</b>	<b>-</b>	<b>-</b>	<b>-</b>	<b>-</b>	<b><u>35,146</u></b>



	FY18 Actual	FY19 Actual	FY20 Actual	FY20 Budget	FY20 Estimate	FY21 Proposed
<b>EXPENSE</b>						
<b><u>31020205 - POLICE DUI</u></b>						
<b>50 - SALARIES &amp; BENEFITS</b>						
31020205-50131   REGULAR OVERTIME	-	22,948	-	1,445	-	-
	=	<b><u>22,948</u></b>	=	<b><u>1,445</u></b>	=	=
<b>53 - CAPITAL OUTLAY</b>						
31020205-53440   OTHER EQUIPMENT	-	3,770	480	41,668	10,000	41,937
	=	<b><u>3,770</u></b>	<b><u>480</u></b>	<b><u>41,668</u></b>	<b><u>10,000</u></b>	<b><u>41,937</u></b>
<b>59 - INTERFUND &amp; TFR OUT</b>						
31020205-59300   TFR TO VEF FUND	-	16,668	-	-	-	-
	=	<b><u>16,668</u></b>	=	=	=	=
<b>31020205 - POLICE DUI TOTAL</b>	<b>-</b>	<b><u>43,386</u></b>	<b><u>480</u></b>	<b><u>43,113</u></b>	<b><u>10,000</u></b>	<b><u>41,937</u></b>
<b><u>31020206 - STATE NARCOTICS FORFEITURES</u></b>						
<b>50 - SALARIES &amp; BENEFITS</b>						
31020206-50131   REGULAR OVERTIME	-	-	-	15,000	-	-
	=	=	=	<b><u>15,000</u></b>	=	=
<b>51 - MATERIALS &amp; SUPPLIES</b>						
31020206-51410   SMALL TOOLS & EQUIPMENT	1,667	3,333	1,428	3,500	3,500	3,500
	<b><u>1,667</u></b>	<b><u>3,333</u></b>	<b><u>1,428</u></b>	<b><u>3,500</u></b>	<b><u>3,500</u></b>	<b><u>3,500</u></b>
<b>52 - CONTRACTUAL SERVCs</b>						
31020206-52500   INTERGOVERNMENTAL AND AGENCY	-	14,379	-	-	-	-
31020206-52999   OTHER CONTRACTUAL SERVICES	9,636	4,626	-	-	-	-
	<b><u>9,636</u></b>	<b><u>19,005</u></b>	=	=	=	=
<b>53 - CAPITAL OUTLAY</b>						
31020206-53440   OTHER EQUIPMENT	5,696	2,300	1,923	6,903	3,000	8,700
	<b><u>5,696</u></b>	<b><u>2,300</u></b>	<b><u>1,923</u></b>	<b><u>6,903</u></b>	<b><u>3,000</u></b>	<b><u>8,700</u></b>
<b>59 - INTERFUND &amp; TFR OUT</b>						
31020206-59300   TFR TO VEF FUND	5,000	-	-	-	-	-
31020206-59600   TFR TO EQUIPMENT SERVICES	9,579	7,214	7,398	9,530	9,530	10,168
31020206-59610   TFR TO INFORMATION TECH FUND	-	250	-	250	250	250
	<b><u>14,579</u></b>	<b><u>7,464</u></b>	<b><u>7,398</u></b>	<b><u>9,780</u></b>	<b><u>9,780</u></b>	<b><u>10,418</u></b>
<b>31020206 - STATE NARCOTICS FORFEITURES TOTAL</b>	<b>31,578</b>	<b><u>32,101</u></b>	<b><u>10,749</u></b>	<b><u>35,183</u></b>	<b><u>16,280</u></b>	<b><u>22,618</u></b>
<b><u>31020207 - FEDERAL NARCOTICS FORFEITURES</u></b>						
<b>53 - CAPITAL OUTLAY</b>						
31020207-53440   OTHER EQUIPMENT	900	-	-	16,424	10,000	16,425
	<b><u>900</u></b>	=	=	<b><u>16,424</u></b>	<b><u>10,000</u></b>	<b><u>16,425</u></b>
<b>59 - INTERFUND &amp; TFR OUT</b>						
31020207-59300   TFR TO VEF FUND	-	7,749	-	-	-	-
	=	<b><u>7,749</u></b>	=	=	=	=
<b>31020207 - FEDERAL NARCOTICS FORFEITURES TOTAL</b>	<b>900</b>	<b><u>7,749</u></b>	<b>-</b>	<b><u>16,424</u></b>	<b><u>10,000</u></b>	<b><u>16,425</u></b>
<b><u>31020212 - CANNABIS EXCISE TAX</u></b>						
<b>50 - SALARIES &amp; BENEFITS</b>						
31020212-50110   SALARY - REGULAR EMPLOYEES	-	-	-	-	-	30,991
31020212-50210   INSURANCE	-	-	-	-	-	3,706
31020212-50220   FICA AND MEDICARE	-	-	-	-	-	449
	=	=	=	=	=	<b><u>35,146</u></b>
<b>31020212 - CANNABIS EXCISE TAX TOTAL</b>	<b>-</b>	<b>-</b>	<b>-</b>	<b>-</b>	<b>-</b>	<b><u>35,146</u></b>

	FY18 Actual	FY19 Actual	FY20 Actual	FY20 Budget	FY20 Estimate	FY21 Proposed
<b>REVENUE</b>						
<b><u>310 - POLICE SPECIAL FUNDS</u></b>						
<b>45 - INVESTMENT INCOME</b>						
310-45000   INVESTMENT INCOME	1,192	1,835	1,520	1,000	1,000	-
	<u>1,192</u>	<u>1,835</u>	<u>1,520</u>	<u>1,000</u>	<u>1,000</u>	=
<b>310 - POLICE SPECIAL FUNDS TOTAL</b>	<b>1,192</b>	<b>1,835</b>	<b>1,520</b>	<b>1,000</b>	<b>1,000</b>	-
<b><u>31020205 - POLICE DUI</u></b>						
<b>43 - FINE, FORF &amp; PENALTY</b>						
31020205-43301   DUI FINES	9,445	12,058	7,644	10,000	8,823	10,000
	<u>9,445</u>	<u>12,058</u>	<u>7,644</u>	<u>10,000</u>	<u>8,823</u>	<u>10,000</u>
<b>31020205 - POLICE DUI TOTAL</b>	<b>9,445</b>	<b>12,058</b>	<b>7,644</b>	<b>10,000</b>	<b>8,823</b>	<b>10,000</b>
<b><u>31020206 - STATE NARCOTICS FORFEITURES</u></b>						
<b>43 - FINE, FORF &amp; PENALTY</b>						
31020206-43301   DUI FINES	1,408	-	-	-	-	-
31020206-43302   STATE DRUG SEIZURES	18,174	3,588	36,196	20,000	47,761	20,000
	<u>19,582</u>	<u>3,588</u>	<u>36,196</u>	<u>20,000</u>	<u>47,761</u>	<u>20,000</u>
<b>46 - MISC REVENUES</b>						
31020206-46100   SALE OF PROPERTY	4,550	-	6,001	-	6,001	-
	<u>4,550</u>	=	<u>6,001</u>	=	<u>6,001</u>	=
<b>31020206 - STATE NARCOTICS FORFEITURES TOTAL</b>	<b>24,132</b>	<b>3,588</b>	<b>42,197</b>	<b>20,000</b>	<b>53,762</b>	<b>20,000</b>
<b><u>31020207 - FEDERAL NARCOTICS FORFEITURES</u></b>						
<b>43 - FINE, FORF &amp; PENALTY</b>						
31020207-43303   FEDERAL DRUG SEIZURES	-	6,425	-	10,000	10,000	10,000
	=	<u>6,425</u>	=	<u>10,000</u>	<u>10,000</u>	<u>10,000</u>
<b>31020207 - FEDERAL NARCOTICS FORFEITURES TOTAL</b>	<b>-</b>	<b>6,425</b>	<b>-</b>	<b>10,000</b>	<b>10,000</b>	<b>10,000</b>
<b><u>31020210 - E-CITATIONS</u></b>						
<b>43 - FINE, FORF &amp; PENALTY</b>						
31020210-43999   OTHER FINES	-	-	1,388	-	876	-
	=	=	<u>1,388</u>	=	<u>876</u>	=
<b>31020210 - E-CITATIONS TOTAL</b>	<b>-</b>	<b>-</b>	<b>1,388</b>	<b>-</b>	<b>876</b>	<b>-</b>
<b><u>31020212 - CANNABIS EXCISE TAX</u></b>						
<b>41 - INTERGOV. REVENUES</b>						
31020212-41200   OTHER STATE RECEIPTS	-	-	6,750	-	12,000	36,000
	=	=	<u>6,750</u>	=	<u>12,000</u>	<u>36,000</u>
<b>31020212 - CANNABIS EXCISE TAX TOTAL</b>	<b>-</b>	<b>-</b>	<b>6,750</b>	<b>-</b>	<b>12,000</b>	<b>36,000</b>

	FY18 Actual	FY19 Actual	FY20 Actual	FY20 Budget	FY20 Estimate	FY21 Proposed
<b>EXPENSE</b>						
<b><u>31020205 - POLICE DUI</u></b>						
<b>50 - SALARIES &amp; BENEFITS</b>						
31020205-50131   REGULAR OVERTIME	-	22,948	-	1,445	-	-
	=	<b><u>22,948</u></b>	=	<b><u>1,445</u></b>	=	=
<b>53 - CAPITAL OUTLAY</b>						
31020205-53440   OTHER EQUIPMENT	-	3,770	480	41,668	10,000	41,937
	=	<b><u>3,770</u></b>	<b><u>480</u></b>	<b><u>41,668</u></b>	<b><u>10,000</u></b>	<b><u>41,937</u></b>
<b>59 - INTERFUND &amp; TFR OUT</b>						
31020205-59300   TFR TO VEF FUND	-	16,668	-	-	-	-
	=	<b><u>16,668</u></b>	=	=	=	=
<b>31020205 - POLICE DUI TOTAL</b>	<b>-</b>	<b><u>43,386</u></b>	<b><u>480</u></b>	<b><u>43,113</u></b>	<b><u>10,000</u></b>	<b><u>41,937</u></b>
<b><u>31020206 - STATE NARCOTICS FORFEITURES</u></b>						
<b>50 - SALARIES &amp; BENEFITS</b>						
31020206-50131   REGULAR OVERTIME	-	-	-	15,000	-	-
	=	=	=	<b><u>15,000</u></b>	=	=
<b>51 - MATERIALS &amp; SUPPLIES</b>						
31020206-51410   SMALL TOOLS & EQUIPMENT	1,667	3,333	1,428	3,500	3,500	3,500
	<b><u>1,667</u></b>	<b><u>3,333</u></b>	<b><u>1,428</u></b>	<b><u>3,500</u></b>	<b><u>3,500</u></b>	<b><u>3,500</u></b>
<b>52 - CONTRACTUAL SERVCs</b>						
31020206-52500   INTERGOVERNMENTAL AND AGENCY	-	14,379	-	-	-	-
31020206-52999   OTHER CONTRACTUAL SERVICES	9,636	4,626	-	-	-	-
	<b><u>9,636</u></b>	<b><u>19,005</u></b>	=	=	=	=
<b>53 - CAPITAL OUTLAY</b>						
31020206-53440   OTHER EQUIPMENT	5,696	2,300	1,923	6,903	3,000	8,700
	<b><u>5,696</u></b>	<b><u>2,300</u></b>	<b><u>1,923</u></b>	<b><u>6,903</u></b>	<b><u>3,000</u></b>	<b><u>8,700</u></b>
<b>59 - INTERFUND &amp; TFR OUT</b>						
31020206-59300   TFR TO VEF FUND	5,000	-	-	-	-	-
31020206-59600   TFR TO EQUIPMENT SERVICES	9,579	7,214	7,398	9,530	9,530	10,168
31020206-59610   TFR TO INFORMATION TECH FUND	-	250	-	250	250	250
	<b><u>14,579</u></b>	<b><u>7,464</u></b>	<b><u>7,398</u></b>	<b><u>9,780</u></b>	<b><u>9,780</u></b>	<b><u>10,418</u></b>
<b>31020206 - STATE NARCOTICS FORFEITURES TOTAL</b>	<b>31,578</b>	<b><u>32,101</u></b>	<b><u>10,749</u></b>	<b><u>35,183</u></b>	<b><u>16,280</u></b>	<b><u>22,618</u></b>
<b><u>31020207 - FEDERAL NARCOTICS FORFEITURES</u></b>						
<b>53 - CAPITAL OUTLAY</b>						
31020207-53440   OTHER EQUIPMENT	900	-	-	16,424	10,000	16,425
	<b><u>900</u></b>	=	=	<b><u>16,424</u></b>	<b><u>10,000</u></b>	<b><u>16,425</u></b>
<b>59 - INTERFUND &amp; TFR OUT</b>						
31020207-59300   TFR TO VEF FUND	-	7,749	-	-	-	-
	=	<b><u>7,749</u></b>	=	=	=	=
<b>31020207 - FEDERAL NARCOTICS FORFEITURES TOTAL</b>	<b>900</b>	<b><u>7,749</u></b>	<b>-</b>	<b><u>16,424</u></b>	<b><u>10,000</u></b>	<b><u>16,425</u></b>
<b><u>31020212 - CANNABIS EXCISE TAX</u></b>						
<b>50 - SALARIES &amp; BENEFITS</b>						
31020212-50110   SALARY - REGULAR EMPLOYEES	-	-	-	-	-	30,991
31020212-50210   INSURANCE	-	-	-	-	-	3,706
31020212-50220   FICA AND MEDICARE	-	-	-	-	-	449
	=	=	=	=	=	<b><u>35,146</u></b>
<b>31020212 - CANNABIS EXCISE TAX TOTAL</b>	<b>-</b>	<b>-</b>	<b>-</b>	<b>-</b>	<b>-</b>	<b><u>35,146</u></b>

# FUND STATEMENT

## 320 - CABLE TV PEG FUND

	FY18 Actual	FY19 Actual	FY20 Actual	FY20 Budget	FY20 Estimate	FY21 Proposed
<b>REVENUE</b>						
44 - CHARGES FOR SERVICE	144,749	137,782	120,793	154,398	154,398	157,795
45 - INVESTMENT INCOME	1,673	2,769	2,676	716	716	745
49 - TRANSFERS IN	-	-	-	-	-	-
	<b><u>146,422</u></b>	<b><u>140,551</u></b>	<b><u>123,469</u></b>	<b><u>155,114</u></b>	<b><u>155,114</u></b>	<b><u>158,540</u></b>
<b>EXPENSE</b>						
50 - SALARIES & BENEFITS	124,042	132,021	94,560	112,063	112,063	-
51 - MATERIALS & SUPPLIES	6,483	7,001	2,279	2,401	2,401	6,638
52 - CONTRACTUAL SERVCS	6,566	5,931	2,401	7,029	7,029	7,761
53 - CAPITAL OUTLAY	4,358	-	-	16,600	16,600	-
59 - INTERFUND & TFR OUT	4,141	37,159	14,765	19,064	19,064	19,867
	<b><u>145,590</u></b>	<b><u>182,112</u></b>	<b><u>114,004</u></b>	<b><u>157,157</u></b>	<b><u>157,157</u></b>	<b><u>34,266</u></b>
<b>Net Revenue / (Expense)</b>	<b>832</b>	<b>(41,561)</b>	<b>9,465</b>	<b>(2,043)</b>	<b>(2,043)</b>	<b>124,274</b>

<b>Beginning Fund Balance</b>	<b>124,406</b>	<b>122,363</b>
<b>Ending Fund Balance</b>	<b>122,363</b>	<b>246,637</b>

The PEG Fund accounts for certain costs of the UPTV program. Revenues come from a share of cable franchise fees. Beginning in FY2021, all staff costs are moved to the General Fund.

	FY18 Actual	FY19 Actual	FY20 Actual	FY20 Budget	FY20 Estimate	FY21 Proposed
<b>REVENUE</b>						
<b><u>320 - CABLE TV PEG FUND</u></b>						
<b>44 - CHARGES FOR SERVICE</b>						
320-44210   UPTV PEG FEE	141,565	135,283	109,643	154,398	154,398	157,795
320-44999   OTHER FEES	3,184	2,499	11,150	-	-	-
	<b><u>144,749</u></b>	<b><u>137,782</u></b>	<b><u>120,793</u></b>	<b><u>154,398</u></b>	<b><u>154,398</u></b>	<b><u>157,795</u></b>
<b>45 - INVESTMENT INCOME</b>						
320-45000   INVESTMENT INCOME	1,673	2,769	2,676	716	716	745
	<b><u>1,673</u></b>	<b><u>2,769</u></b>	<b><u>2,676</u></b>	<b><u>716</u></b>	<b><u>716</u></b>	<b><u>745</u></b>
<b>320 - CABLE TV PEG FUND TOTAL</b>	<b>146,422</b>	<b>140,551</b>	<b>123,469</b>	<b>155,114</b>	<b>155,114</b>	<b>158,540</b>

	FY18 Actual	FY19 Actual	FY20 Actual	FY20 Budget	FY20 Estimate	FY21 Proposed
<b>EXPENSE</b>						
<b>32010107 - UPTV PEG</b>						
<b>50 - SALARIES &amp; BENEFITS</b>						
32010107-50110   SALARY - REGULAR EMPLOYEES	87,118	88,366	52,268	58,097	58,097	-
32010107-50120   SALARY - TEMPORARY EMPLOYEES	10,613	15,823	24,370	32,054	32,054	-
32010107-50131   REGULAR OVERTIME	193	815	-	1,023	1,023	-
32010107-50210   INSURANCE	7,842	8,211	5,838	7,302	7,302	-
32010107-50220   FICA AND MEDICARE	7,464	8,302	5,863	6,897	6,897	-
32010107-50240   RHS CONTRIBUTION	654	654	654	654	654	-
32010107-50251   IMRF & SURS	10,158	9,849	5,567	6,036	6,036	-
	<b><u>124,042</u></b>	<b><u>132,021</u></b>	<b><u>94,560</u></b>	<b><u>112,063</u></b>	<b><u>112,063</u></b>	<b>-</b>
<b>51 - MATERIALS &amp; SUPPLIES</b>						
32010107-51410   SMALL TOOLS & EQUIPMENT	891	6,540	1,870	1,890	1,890	6,115
32010107-51500   SHARED IT COSTS	5,379	-	-	-	-	-
32010107-51900   OTHER SUPPLIES	213	461	408	511	511	523
	<b><u>6,483</u></b>	<b><u>7,001</u></b>	<b><u>2,279</u></b>	<b><u>2,401</u></b>	<b><u>2,401</u></b>	<b><u>6,638</u></b>
<b>52 - CONTRACTUAL SERVCES</b>						
32010107-52102   TECHNOLOGY SERVICES	-	-	1,625	2,350	2,350	2,500
32010107-52202   EQUIPMENT REPAIR & MAINT	936	445	-	2,045	2,045	2,090
32010107-52310   DUES AND MEMBERSHIPS	3,681	4,002	744	1,000	1,000	1,022
32010107-52320   TRAVEL, EDUCATION AND TRAINING	1,470	618	-	1,000	1,000	1,500
32010107-52600   UTILITIES	479	512	-	123	123	126
32010107-52909   ADV/MKTING/PUBLIC EDUCATION	-	354	32	511	511	523
	<b><u>6,566</u></b>	<b><u>5,931</u></b>	<b><u>2,401</u></b>	<b><u>7,029</u></b>	<b><u>7,029</u></b>	<b><u>7,761</u></b>
<b>53 - CAPITAL OUTLAY</b>						
32010107-53410   MACHINERY	4,358	-	-	16,600	16,600	-
	<b><u>4,358</u></b>	<b>-</b>	<b>-</b>	<b><u>16,600</u></b>	<b><u>16,600</u></b>	<b>-</b>
<b>59 - INTERFUND &amp; TFR OUT</b>						
32010107-59370   TFR TO RETAINED RISK FUND	4,141	4,234	3,328	4,437	4,437	4,560
32010107-59610   TFR TO INFORMATION TECH FUND	-	32,925	11,437	14,627	14,627	15,307
	<b><u>4,141</u></b>	<b><u>37,159</u></b>	<b><u>14,765</u></b>	<b><u>19,064</u></b>	<b><u>19,064</u></b>	<b><u>19,867</u></b>
<b>32010107 - UPTV PEG TOTAL</b>	<b>145,590</b>	<b>182,112</b>	<b>114,004</b>	<b>157,157</b>	<b>157,157</b>	<b>34,266</b>

# FUND STATEMENT

## 321 - ARMS PROGRAMMING FUND

	FY18 Actual	FY19 Actual	FY20 Actual	FY20 Budget	FY20 Estimate	FY21 Proposed
<b>REVENUE</b>						
41 - INTERGOV. REVENUES	114,216	146,109	133,445	132,942	132,942	132,942
45 - INVESTMENT INCOME	1,073	2,451	2,524	818	818	851
46 - MISC REVENUES	-	(4)	41,169	-	-	-
49 - TRANSFERS IN	23,374	30,284	20,820	27,760	27,760	28,524
	<b><u>138,663</u></b>	<b><u>178,840</u></b>	<b><u>197,958</u></b>	<b><u>161,520</u></b>	<b><u>161,520</u></b>	<b><u>162,317</u></b>
<b>EXPENSE</b>						
50 - SALARIES & BENEFITS	87,737	127,837	93,925	96,707	96,707	83,021
51 - MATERIALS & SUPPLIES	1,498	-	-	-	-	-
52 - CONTRACTUAL SERVCS	7,295	14,680	19,270	35,107	22,839	15,040
59 - INTERFUND & TFR OUT	26,359	36,320	24,215	29,391	29,391	31,979
	<b><u>122,889</u></b>	<b><u>178,837</u></b>	<b><u>137,409</u></b>	<b><u>161,205</u></b>	<b><u>148,937</u></b>	<b><u>130,040</u></b>
<b>Net Revenue / (Expense)</b>	<b>15,764</b>	<b>3</b>	<b>60,549</b>	<b>315</b>	<b>12,583</b>	<b>32,277</b>

<b>Beginning Fund Balance</b>	<b>124,205</b>	<b>136,788</b>
<b>Ending Fund Balance</b>	<b>136,788</b>	<b>169,065</b>

This fund receives revenues from government agencies that use the area-wide police records management system, and covers all associated costs.

	FY18 Actual	FY19 Actual	FY20 Actual	FY20 Budget	FY20 Estimate	FY21 Proposed
<b>REVENUE</b>						
<b><u>321 - ARMS PROGRAMMING FUND</u></b>						
<b>41 - INTERGOV. REVENUES</b>						
321-41602   ARMS AGREEMENT	114,216	146,109	133,445	132,942	132,942	132,942
	<b><u>114,216</u></b>	<b><u>146,109</u></b>	<b><u>133,445</u></b>	<b><u>132,942</u></b>	<b><u>132,942</u></b>	<b><u>132,942</u></b>
<b>45 - INVESTMENT INCOME</b>						
321-45000   INVESTMENT INCOME	1,073	2,451	2,524	818	818	851
	<b><u>1,073</u></b>	<b><u>2,451</u></b>	<b><u>2,524</u></b>	<b><u>818</u></b>	<b><u>818</u></b>	<b><u>851</u></b>
<b>46 - MISC REVENUES</b>						
321-46900   OTHER MISCELLANEOUS REVENUES	-	(4)	41,169	-	-	-
	<b><u>-</u></b>	<b><u>(4)</u></b>	<b><u>41,169</u></b>	<b><u>-</u></b>	<b><u>-</u></b>	<b><u>-</u></b>
<b>49 - TRANSFERS IN</b>						
321-49100   TFR FROM GENERAL FUND	23,374	30,284	20,820	27,760	27,760	28,524
	<b><u>23,374</u></b>	<b><u>30,284</u></b>	<b><u>20,820</u></b>	<b><u>27,760</u></b>	<b><u>27,760</u></b>	<b><u>28,524</u></b>
<b>321 - ARMS PROGRAMMING FUND TOTAL</b>	<b>138,663</b>	<b>178,840</b>	<b>197,958</b>	<b>161,520</b>	<b>161,520</b>	<b>162,317</b>



	FY18 Actual	FY19 Actual	FY20 Actual	FY20 Budget	FY20 Estimate	FY21 Proposed
<b>EXPENSE</b>						
<b>32110108 - ARMS</b>						
<b>50 - SALARIES &amp; BENEFITS</b>						
32110108-50110   SALARY - REGULAR EMPLOYEES	67,777	99,683	58,362	78,265	78,265	65,231
32110108-50120   SALARY - TEMPORARY EMPLOYEES	-	4,090	21,316	-	-	-
32110108-50131   REGULAR OVERTIME	472	-	-	2,556	2,556	2,627
32110108-50210   INSURANCE	6,530	5,604	1,486	1,407	1,407	1,530
32110108-50220   FICA AND MEDICARE	5,095	8,004	6,208	5,987	5,987	4,991
32110108-50230   EMPLOYEE ALLOWANCES	-	-	330	360	360	370
32110108-50251   IMRF & SURS	7,863	10,457	6,223	8,132	8,132	8,272
	<b><u>87,742</u></b>	<b><u>127,837</u></b>	<b><u>93,925</u></b>	<b><u>96,707</u></b>	<b><u>96,707</u></b>	<b><u>83,021</u></b>
<b>51 - MATERIALS &amp; SUPPLIES</b>						
32110108-51500   SHARED IT COSTS	1,498	-	-	-	-	-
	<b><u>1,498</u></b>	<b>=</b>	<b>=</b>	<b>=</b>	<b>=</b>	<b>=</b>
<b>52 - CONTRACTUAL SERVCS</b>						
32110108-52102   TECHNOLOGY SERVICES	7,135	13,221	18,732	32,000	21,000	10,000
32110108-52320   TRAVEL, EDUCATION AND TRAINING	-	1,287	537	3,068	1,800	5,000
32110108-52600   UTILITIES	160	172	-	39	39	40
	<b><u>7,295</u></b>	<b><u>14,680</u></b>	<b><u>19,270</u></b>	<b><u>35,107</u></b>	<b><u>22,839</u></b>	<b><u>15,040</u></b>
<b>59 - INTERFUND &amp; TFR OUT</b>						
32110108-59100   TFR TO GENERAL FUND	23,549	-	-	-	-	-
32110108-59370   TFR TO RETAINED RISK FUND	2,810	2,810	2,160	2,880	2,880	2,960
32110108-59610   TFR TO INFORMATION TECH FUND	-	33,510	22,055	26,511	26,511	29,019
	<b><u>26,359</u></b>	<b><u>36,320</u></b>	<b><u>24,215</u></b>	<b><u>29,391</u></b>	<b><u>29,391</u></b>	<b><u>31,979</u></b>
<b>32110108 - ARMS TOTAL</b>	<b>122,894</b>	<b>178,837</b>	<b>137,409</b>	<b>161,205</b>	<b>148,937</b>	<b>130,040</b>

# FUND STATEMENT

## 322 - CUSWDS FUND

	FY18 Actual	FY19 Actual	FY20 Actual	FY20 Budget	FY20 Estimate	FY21 Proposed
<b>REVENUE</b>						
41 - INTERGOV. REVENUES	-	-	-	-	-	42,942
44 - CHARGES FOR SERVICE	-	-	-	-	-	198,000
45 - INVESTMENT INCOME	-	-	-	-	-	175
	=	=	=	=	=	<u>241,117</u>
<b>EXPENSE</b>						
51 - MATERIALS & SUPPLIES	-	-	-	-	-	1,000
52 - CONTRACTUAL SERVCS	-	-	-	-	-	30,500
53 - CAPITAL OUTLAY	-	-	-	-	-	20,000
59 - INTERFUND & TFR OUT	-	-	-	-	-	13,335
	=	=	=	=	=	<u>64,835</u>
<b>Net Revenue / (Expense)</b>	-	-	-	-	-	<b>176,282</b>

<b>Beginning Fund Balance</b>	<b>129,017</b>	<b>129,017</b>
<b>Ending Fund Balance</b>	<b>129,017</b>	<b>305,299</b>

Beginning in FY2021, the Champaign-Urbana Solid Waste Disposal System (CUSWDS) budget is included as a separate fund in the City's budget.

	FY18 Actual	FY19 Actual	FY20 Actual	FY20 Budget	FY20 Estimate	FY21 Proposed
<b>REVENUE</b>						
<b><u>322 - CUSWDS FUND</u></b>						
<b>41 - INTERGOV. REVENUES</b>						
322-41699   OTHER INTERGOV PAYMENTS	-	-	-	-	-	42,942
	=	=	=	=	=	<b><u>42,942</u></b>
<b>44 - CHARGES FOR SERVICE</b>						
322-44505   PROPERTY RENTAL	-	-	-	-	-	198,000
	=	=	=	=	=	<b><u>198,000</u></b>
<b>45 - INVESTMENT INCOME</b>						
322-45000   INVESTMENT INCOME	-	-	-	-	-	175
	=	=	=	=	=	<b><u>175</u></b>
<b>322 - CUSWDS FUND TOTAL</b>	-	-	-	-	-	<b>241,117</b>

	FY18 Actual	FY19 Actual	FY20 Actual	FY20 Budget	FY20 Estimate	FY21 Proposed
<b>EXPENSE</b>						
<b>32240453 - CUSWDS</b>						
<b>51 - MATERIALS &amp; SUPPLIES</b>						
32240453-51900   OTHER SUPPLIES	-	-	-	-	-	1,000
	=	=	=	=	=	<b><u>1,000</u></b>
<b>52 - CONTRACTUAL SERVCS</b>						
32240453-52106   ARCHITECTURAL & ENG SERVICES	-	-	-	-	-	10,000
32240453-52199   OTHER PROFESSIONAL SERVICES	-	-	-	-	-	8,000
32240453-52202   EQUIPMENT REPAIR & MAINT	-	-	-	-	-	2,000
32240453-52600   UTILITIES	-	-	-	-	-	500
32240453-52906   LANDSCAPING SERVICES	-	-	-	-	-	10,000
	=	=	=	=	=	<b><u>30,500</u></b>
<b>53 - CAPITAL OUTLAY</b>						
32240453-53440   OTHER EQUIPMENT	-	-	-	-	-	20,000
	=	=	=	=	=	<b><u>20,000</u></b>
<b>59 - INTERFUND &amp; TFR OUT</b>						
32240453-59100   TFR TO GENERAL FUND	-	-	-	-	-	13,335
	=	=	=	=	=	<b><u>13,335</u></b>
<b>32240453 - CUSWDS TOTAL</b>	-	-	-	-	-	<b><u>64,835</u></b>

# FUND STATEMENT

## 330 - COMMUNITY DEV SPECIAL FUND

	FY18 Actual	FY19 Actual	FY20 Actual	FY20 Budget	FY20 Estimate	FY21 Proposed
<b>REVENUE</b>						
41 - INTERGOV. REVENUES	391,245	54,222	20,931	59,222	59,222	-
45 - INVESTMENT INCOME	414	1,357	125	1,000	1,000	1,040
46 - MISC REVENUES	70,307	11,816	11,109	28,500	51,500	-
49 - TRANSFERS IN	305,256	238,735	239,650	270,980	270,980	234,990
	<b><u>767,222</u></b>	<b><u>306,129</u></b>	<b><u>271,815</u></b>	<b><u>359,702</u></b>	<b><u>382,702</u></b>	<b><u>236,030</u></b>
<b>EXPENSE</b>						
50 - SALARIES & BENEFITS	315,258	235,814	330,716	304,134	368,880	234,990
51 - MATERIALS & SUPPLIES	169	531	84	1,023	1,023	1,046
52 - CONTRACTUAL SERVCS	9,853	60,509	30,478	58,992	61,992	27,575
53 - CAPITAL OUTLAY	-	-	2,876	5,000	2,000	-
59 - INTERFUND & TFR OUT	-	25,665	-	-	-	-
	<b><u>325,280</u></b>	<b><u>322,519</u></b>	<b><u>364,155</u></b>	<b><u>369,149</u></b>	<b><u>433,895</u></b>	<b><u>263,611</u></b>
<b>Net Revenue / (Expense)</b>	<b>316,589</b>	<b>(16,390)</b>	<b>(92,340)</b>	<b>(9,447)</b>	<b>(51,193)</b>	<b>(27,581)</b>

<b>Beginning Fund Balance</b>	<b>157,010</b>	<b>105,817</b>
<b>Ending Fund Balance</b>	<b>105,817</b>	<b>78,236</b>

This fund pays salaries for grant-funded positions and is reimbursed with grant funds, such as CDBG and HOME.

	FY18 Actual	FY19 Actual	FY20 Actual	FY20 Budget	FY20 Estimate	FY21 Proposed
<b>REVENUE</b>						
<b><u>330 - COMMUNITY DEV SPECIAL FUND</u></b>						
<b>45 - INVESTMENT INCOME</b>						
330-45000   INVESTMENT INCOME	414	1,357	125	1,000	1,000	1,040
	<b><u>414</u></b>	<b><u>1,357</u></b>	<b><u>125</u></b>	<b><u>1,000</u></b>	<b><u>1,000</u></b>	<b><u>1,040</u></b>
<b>46 - MISC REVENUES</b>						
330-46290   OTHER REIMBURSEMENTS	60,517	-	11,109	-	-	-
330-46350   LOCAL GRANTS	-	-	-	28,500	51,500	-
330-46900   OTHER MISCELLANEOUS REVENUES	9,790	11,816	-	-	-	-
	<b><u>70,307</u></b>	<b><u>11,816</u></b>	<b><u>11,109</u></b>	<b><u>28,500</u></b>	<b><u>51,500</u></b>	<b><u>-</u></b>
<b>49 - TRANSFERS IN</b>						
330-49331   TFR FROM CD GRANT FUND	305,256	238,735	239,650	270,980	270,980	234,990
	<b><u>305,256</u></b>	<b><u>238,735</u></b>	<b><u>239,650</u></b>	<b><u>270,980</u></b>	<b><u>270,980</u></b>	<b><u>234,990</u></b>
<b>330 - COMMUNITY DEV SPECIAL FUND TOTAL</b>	<b>375,977</b>	<b>251,907</b>	<b>250,884</b>	<b>300,480</b>	<b>323,480</b>	<b>236,030</b>
<b><u>33050535 - BLIGHT REDUCTION PROGRAM</u></b>						
<b>41 - INTERGOV. REVENUES</b>						
33050535-41140   STATE GRANTS - HOUSING & CD	374,467	-	-	-	-	-
	<b><u>374,467</u></b>	<b><u>-</u></b>	<b><u>-</u></b>	<b><u>-</u></b>	<b><u>-</u></b>	<b><u>-</u></b>
<b>33050535 - BLIGHT REDUCTION PROGRAM TOTAL</b>	<b>374,467</b>	<b>-</b>	<b>-</b>	<b>-</b>	<b>-</b>	<b>-</b>
<b><u>33050536 - ABANDONED PROPERTY PROGRAM</u></b>						
<b>41 - INTERGOV. REVENUES</b>						
33050536-41140   STATE GRANTS - HOUSING & CD	16,778	54,222	20,931	59,222	59,222	-
	<b><u>16,778</u></b>	<b><u>54,222</u></b>	<b><u>20,931</u></b>	<b><u>59,222</u></b>	<b><u>59,222</u></b>	<b><u>-</u></b>
<b>33050536 - ABANDONED PROPERTY PROGRAM TOTAL</b>	<b>16,778</b>	<b>54,222</b>	<b>20,931</b>	<b>59,222</b>	<b>59,222</b>	<b>-</b>

	FY18 Actual	FY19 Actual	FY20 Actual	FY20 Budget	FY20 Estimate	FY21 Proposed
<b>EXPENSE</b>						
<b><u>33050530 - COMMUNITY DEVELOPMENT</u></b>						
<b>50 - SALARIES &amp; BENEFITS</b>						
33050530-50110   SALARY - REGULAR EMPLOYEES	242,116	181,982	181,665	213,080	213,080	178,267
33050530-50160   SEPARATION PAY	-	-	89,196	24,450	89,196	-
33050530-50210   INSURANCE	25,649	18,008	16,854	23,080	23,080	20,258
33050530-50220   FICA AND MEDICARE	17,984	14,495	19,550	18,146	18,146	13,641
33050530-50240   RHS CONTRIBUTION	1,575	1,614	949	731	731	218
33050530-50251   IMRF & SURS	27,934	19,715	22,502	24,647	24,647	22,606
	<b><u>315,258</u></b>	<b><u>235,814</u></b>	<b><u>330,716</u></b>	<b><u>304,134</u></b>	<b><u>368,880</u></b>	<b><u>234,990</u></b>
<b>51 - MATERIALS &amp; SUPPLIES</b>						
33050530-51100   OFFICE SUPPLIES	169	531	84	1,023	1,023	1,046
	<b><u>169</u></b>	<b><u>531</u></b>	<b><u>84</u></b>	<b><u>1,023</u></b>	<b><u>1,023</u></b>	<b><u>1,046</u></b>
<b>52 - CONTRACTUAL SERVCS</b>						
33050530-52104   DISPOSAL & RECYCLING SERVICES	7,167	-	1,542	10,000	10,000	12,500
33050530-52310   DUES AND MEMBERSHIPS	550	365	684	1,375	1,375	1,375
33050530-52320   TRAVEL, EDUCATION AND TRAINING	399	5,787	1,928	4,700	4,700	4,700
33050530-52800   GRANT MISC CONTRACTUAL SERVICE	53,432	2,888	-	-	-	-
33050530-52902   POSTAGE & PRINTING	1,514	1,236	10,575	12,633	15,633	8,000
33050530-52999   OTHER CONTRACTUAL SERVICES	-	233	1,955	1,957	1,957	1,000
	<b><u>63,061</u></b>	<b><u>10,509</u></b>	<b><u>16,684</u></b>	<b><u>30,665</u></b>	<b><u>33,665</u></b>	<b><u>27,575</u></b>
<b>53 - CAPITAL OUTLAY</b>						
33050530-53440   OTHER EQUIPMENT	-	-	2,876	5,000	2,000	-
	=	=	<b><u>2,876</u></b>	<b><u>5,000</u></b>	<b><u>2,000</u></b>	=
<b>59 - INTERFUND &amp; TFR OUT</b>						
33050530-59100   TFR TO GENERAL FUND	-	25,665	-	-	-	-
	=	<b><u>25,665</u></b>	=	=	=	=
<b>33050530 - COMMUNITY DEVELOPMENT TOTAL</b>	<b>378,488</b>	<b>272,519</b>	<b>350,361</b>	<b>340,822</b>	<b>405,568</b>	<b>263,611</b>
<b><u>33050535 - BLIGHT REDUCTION PROGRAM</u></b>						
<b>52 - CONTRACTUAL SERVCS</b>						
33050535-52800   GRANT MISC CONTRACTUAL SERVICE	(216,234)	-	-	-	-	-
	<b><u>(216,234)</u></b>	=	=	=	=	=
<b>33050535 - BLIGHT REDUCTION PROGRAM TOTAL</b>	<b>(216,234)</b>	-	-	-	-	-
<b><u>33050536 - ABANDONED PROPERTY PROGRAM</u></b>						
<b>52 - CONTRACTUAL SERVCS</b>						
33050536-52800   GRANT MISC CONTRACTUAL SERVICE	37,673	50,000	13,794	28,327	28,327	-
	<b><u>37,673</u></b>	<b><u>50,000</u></b>	<b><u>13,794</u></b>	<b><u>28,327</u></b>	<b><u>28,327</u></b>	=
<b>33050536 - ABANDONED PROPERTY PROGRAM TOTAL</b>	<b>37,673</b>	<b>50,000</b>	<b>13,794</b>	<b>28,327</b>	<b>28,327</b>	-

	FY18 Actual	FY19 Actual	FY20 Actual	FY20 Budget	FY20 Estimate	FY21 Proposed
<b>EXPENSE</b>						
<b><u>33050530 - COMMUNITY DEVELOPMENT</u></b>						
<b>50 - SALARIES &amp; BENEFITS</b>						
33050530-50110   SALARY - REGULAR EMPLOYEES	242,116	181,982	181,665	213,080	213,080	178,267
33050530-50160   SEPARATION PAY	-	-	89,196	24,450	89,196	-
33050530-50210   INSURANCE	25,649	18,008	16,854	23,080	23,080	20,258
33050530-50220   FICA AND MEDICARE	17,984	14,495	19,550	18,146	18,146	13,641
33050530-50240   RHS CONTRIBUTION	1,575	1,614	949	731	731	218
33050530-50251   IMRF & SURS	27,934	19,715	22,502	24,647	24,647	22,606
	<b><u>315,258</u></b>	<b><u>235,814</u></b>	<b><u>330,716</u></b>	<b><u>304,134</u></b>	<b><u>368,880</u></b>	<b><u>234,990</u></b>
<b>51 - MATERIALS &amp; SUPPLIES</b>						
33050530-51100   OFFICE SUPPLIES	169	531	84	1,023	1,023	1,046
	<b><u>169</u></b>	<b><u>531</u></b>	<b><u>84</u></b>	<b><u>1,023</u></b>	<b><u>1,023</u></b>	<b><u>1,046</u></b>
<b>52 - CONTRACTUAL SERVCS</b>						
33050530-52104   DISPOSAL & RECYCLING SERVICES	7,167	-	1,542	10,000	10,000	12,500
33050530-52310   DUES AND MEMBERSHIPS	550	365	684	1,375	1,375	1,375
33050530-52320   TRAVEL, EDUCATION AND TRAINING	399	5,787	1,928	4,700	4,700	4,700
33050530-52800   GRANT MISC CONTRACTUAL SERVICE	53,432	2,888	-	-	-	-
33050530-52902   POSTAGE & PRINTING	1,514	1,236	10,575	12,633	15,633	8,000
33050530-52999   OTHER CONTRACTUAL SERVICES	-	233	1,955	1,957	1,957	1,000
	<b><u>63,061</u></b>	<b><u>10,509</u></b>	<b><u>16,684</u></b>	<b><u>30,665</u></b>	<b><u>33,665</u></b>	<b><u>27,575</u></b>
<b>53 - CAPITAL OUTLAY</b>						
33050530-53440   OTHER EQUIPMENT	-	-	2,876	5,000	2,000	-
	=	=	<b><u>2,876</u></b>	<b><u>5,000</u></b>	<b><u>2,000</u></b>	=
<b>59 - INTERFUND &amp; TFR OUT</b>						
33050530-59100   TFR TO GENERAL FUND	-	25,665	-	-	-	-
	=	<b><u>25,665</u></b>	=	=	=	=
<b>33050530 - COMMUNITY DEVELOPMENT TOTAL</b>	<b>378,488</b>	<b>272,519</b>	<b>350,361</b>	<b>340,822</b>	<b>405,568</b>	<b>263,611</b>
<b><u>33050535 - BLIGHT REDUCTION PROGRAM</u></b>						
<b>52 - CONTRACTUAL SERVCS</b>						
33050535-52800   GRANT MISC CONTRACTUAL SERVICE	(216,234)	-	-	-	-	-
	<b><u>(216,234)</u></b>	=	=	=	=	=
<b>33050535 - BLIGHT REDUCTION PROGRAM TOTAL</b>	<b>(216,234)</b>	-	-	-	-	-
<b><u>33050536 - ABANDONED PROPERTY PROGRAM</u></b>						
<b>52 - CONTRACTUAL SERVCS</b>						
33050536-52800   GRANT MISC CONTRACTUAL SERVICE	37,673	50,000	13,794	28,327	28,327	-
	<b><u>37,673</u></b>	<b><u>50,000</u></b>	<b><u>13,794</u></b>	<b><u>28,327</u></b>	<b><u>28,327</u></b>	=
<b>33050536 - ABANDONED PROPERTY PROGRAM TOTAL</b>	<b>37,673</b>	<b>50,000</b>	<b>13,794</b>	<b>28,327</b>	<b>28,327</b>	-



	FY18 Actual	FY19 Actual	FY20 Actual	FY20 Budget	FY20 Estimate	FY21 Proposed
<b>EXPENSE</b>						
<b><u>33050530 - COMMUNITY DEVELOPMENT</u></b>						
<b>50 - SALARIES &amp; BENEFITS</b>						
33050530-50110   SALARY - REGULAR EMPLOYEES	242,116	181,982	181,665	213,080	213,080	178,267
33050530-50160   SEPARATION PAY	-	-	89,196	24,450	89,196	-
33050530-50210   INSURANCE	25,649	18,008	16,854	23,080	23,080	20,258
33050530-50220   FICA AND MEDICARE	17,984	14,495	19,550	18,146	18,146	13,641
33050530-50240   RHS CONTRIBUTION	1,575	1,614	949	731	731	218
33050530-50251   IMRF & SURS	27,934	19,715	22,502	24,647	24,647	22,606
	<b><u>315,258</u></b>	<b><u>235,814</u></b>	<b><u>330,716</u></b>	<b><u>304,134</u></b>	<b><u>368,880</u></b>	<b><u>234,990</u></b>
<b>51 - MATERIALS &amp; SUPPLIES</b>						
33050530-51100   OFFICE SUPPLIES	169	531	84	1,023	1,023	1,046
	<b><u>169</u></b>	<b><u>531</u></b>	<b><u>84</u></b>	<b><u>1,023</u></b>	<b><u>1,023</u></b>	<b><u>1,046</u></b>
<b>52 - CONTRACTUAL SERVCS</b>						
33050530-52104   DISPOSAL & RECYCLING SERVICES	7,167	-	1,542	10,000	10,000	12,500
33050530-52310   DUES AND MEMBERSHIPS	550	365	684	1,375	1,375	1,375
33050530-52320   TRAVEL, EDUCATION AND TRAINING	399	5,787	1,928	4,700	4,700	4,700
33050530-52800   GRANT MISC CONTRACTUAL SERVICE	53,432	2,888	-	-	-	-
33050530-52902   POSTAGE & PRINTING	1,514	1,236	10,575	12,633	15,633	8,000
33050530-52999   OTHER CONTRACTUAL SERVICES	-	233	1,955	1,957	1,957	1,000
	<b><u>63,061</u></b>	<b><u>10,509</u></b>	<b><u>16,684</u></b>	<b><u>30,665</u></b>	<b><u>33,665</u></b>	<b><u>27,575</u></b>
<b>53 - CAPITAL OUTLAY</b>						
33050530-53440   OTHER EQUIPMENT	-	-	2,876	5,000	2,000	-
	=	=	<b><u>2,876</u></b>	<b><u>5,000</u></b>	<b><u>2,000</u></b>	=
<b>59 - INTERFUND &amp; TFR OUT</b>						
33050530-59100   TFR TO GENERAL FUND	-	25,665	-	-	-	-
	=	<b><u>25,665</u></b>	=	=	=	=
<b>33050530 - COMMUNITY DEVELOPMENT TOTAL</b>	<b>378,488</b>	<b>272,519</b>	<b>350,361</b>	<b>340,822</b>	<b>405,568</b>	<b>263,611</b>
<b><u>33050535 - BLIGHT REDUCTION PROGRAM</u></b>						
<b>52 - CONTRACTUAL SERVCS</b>						
33050535-52800   GRANT MISC CONTRACTUAL SERVICE	(216,234)	-	-	-	-	-
	<b><u>(216,234)</u></b>	=	=	=	=	=
<b>33050535 - BLIGHT REDUCTION PROGRAM TOTAL</b>	<b>(216,234)</b>	-	-	-	-	-
<b><u>33050536 - ABANDONED PROPERTY PROGRAM</u></b>						
<b>52 - CONTRACTUAL SERVCS</b>						
33050536-52800   GRANT MISC CONTRACTUAL SERVICE	37,673	50,000	13,794	28,327	28,327	-
	<b><u>37,673</u></b>	<b><u>50,000</u></b>	<b><u>13,794</u></b>	<b><u>28,327</u></b>	<b><u>28,327</u></b>	=
<b>33050536 - ABANDONED PROPERTY PROGRAM TOTAL</b>	<b>37,673</b>	<b>50,000</b>	<b>13,794</b>	<b>28,327</b>	<b>28,327</b>	-

# FUND STATEMENT

## 331 - COMMUNITY DEV GRANTS FUND

	FY18 Actual	FY19 Actual	FY20 Actual	FY20 Budget	FY20 Estimate	FY21 Proposed
<b>REVENUE</b>						
41 - INTERGOV. REVENUES	1,495,206	770,146	654,811	2,000,000	1,050,000	2,267,805
45 - INVESTMENT INCOME	(6)	-	-	-	-	-
46 - MISC REVENUES	45,384	62,500	15,931	-	-	-
49 - TRANSFERS IN	-	-	-	-	-	-
	<b><u>1,540,585</u></b>	<b><u>832,646</u></b>	<b><u>670,742</u></b>	<b><u>2,000,000</u></b>	<b><u>1,050,000</u></b>	<b><u>2,267,805</u></b>
<b>EXPENSE</b>						
50 - SALARIES & BENEFITS	-	-	-	-	-	-
51 - MATERIALS & SUPPLIES	8	-	-	-	-	-
52 - CONTRACTUAL SERVCS	1,015,902	1,055,048	672,951	1,298,143	465,240	1,322,390
53 - CAPITAL OUTLAY	-	-	59,655	375,000	375,000	-
59 - INTERFUND & TFR OUT	305,256	238,735	239,676	270,980	270,980	234,990
	<b><u>1,321,167</u></b>	<b><u>1,293,782</u></b>	<b><u>972,282</u></b>	<b><u>1,944,123</u></b>	<b><u>1,111,220</u></b>	<b><u>1,557,380</u></b>
<b>Net Revenue / (Expense)</b>	<b>219,418</b>	<b>(461,136)</b>	<b>(301,540)</b>	<b>55,877</b>	<b>(61,220)</b>	<b>710,425</b>
				<b>Beginning Fund Balance</b>	<b>(619,155)</b>	<b>(680,375)</b>
				<b>Ending Fund Balance</b>	<b>(680,375)</b>	<b>30,050</b>

This fund is used for grant-related expenditures for federal and state grants such as HOME, Community Development Block Grant, Supportive Housing Program and Emergency Solutions Grants.

	FY18 Actual	FY19 Actual	FY20 Actual	FY20 Budget	FY20 Estimate	FY21 Proposed
<b>EXPENSE</b>						
<b><u>33150531 - COMMUNITY DEV BLOCK GRANT</u></b>						
<b>50 - SALARIES &amp; BENEFITS</b>						
33150531-50210   INSURANCE	-	-	-	-	-	-
33150531-50220   FICA AND MEDICARE	-	-	-	-	-	-
	=	=	=	=	=	=
<b>51 - MATERIALS &amp; SUPPLIES</b>						
33150531-51100   OFFICE SUPPLIES	8	-	-	-	-	-
	<b>8</b>	=	=	=	=	=
<b>52 - CONTRACTUAL SERVCS</b>						
33150531-52310   DUES AND MEMBERSHIPS	495	-	-	-	-	-
33150531-52320   TRAVEL, EDUCATION AND TRAINING	2,221	-	-	-	-	-
33150531-52800   GRANT MISC CONTRACTUAL SERVICE	257,172	97,051	30,757	22,314	250,000	500,000
33150531-52902   POSTAGE & PRINTING	211	-	-	-	-	-
33150531-52909   ADV/MKTING/PUBLIC EDUCATION	902	-	-	-	-	-
	<b>261,001</b>	<b>97,051</b>	<b>30,757</b>	<b>22,314</b>	<b>250,000</b>	<b>500,000</b>
<b>53 - CAPITAL OUTLAY</b>						
33150531-53301-40112   HIGHWAY AND STREETS [ PAVEMENT MAINTENANCE ]	-	-	-	-	-	-
33150531-53302-40605   LIGHTING AND SIGNALS [ KINCH STREETLIGHTING ]	-	-	4,917	300,000	300,000	-
33150531-53305-40123   OTHER CONSTRUCTION [ SIDEWALKS & STREETLIGHT IMPROVEMENT ]	-	-	54,739	75,000	75,000	-
33150531-53305-40145   OTHER CONSTRUCTION [ BUSEY AVENUE SIDEWALK ]	-	-	-	-	-	-
	=	=	<b>59,655</b>	<b>375,000</b>	<b>375,000</b>	=
<b>59 - INTERFUND &amp; TFR OUT</b>						
33150531-59330   TFR TO CD SPECIAL FUND	225,594	159,791	157,582	178,345	178,345	139,807
	<b>225,594</b>	<b>159,791</b>	<b>157,582</b>	<b>178,345</b>	<b>178,345</b>	<b>139,807</b>
<b>33150531 - COMMUNITY DEV BLOCK GRANT TOTAL</b>	<b>486,604</b>	<b>256,841</b>	<b>247,995</b>	<b>575,659</b>	<b>803,345</b>	<b>639,807</b>
<b><u>33150532 - HOME</u></b>						
<b>50 - SALARIES &amp; BENEFITS</b>						
33150532-50210   INSURANCE	-	-	-	-	-	-
33150532-50220   FICA AND MEDICARE	-	-	-	-	-	-
	=	=	=	=	=	=
<b>51 - MATERIALS &amp; SUPPLIES</b>						
33150532-51100   OFFICE SUPPLIES	-	-	-	-	-	-
	=	=	=	=	=	=
<b>52 - CONTRACTUAL SERVCS</b>						
33150532-52101   LEGAL SERVICES	-	-	-	-	-	-
33150532-52320   TRAVEL, EDUCATION AND TRAINING	200	-	-	-	-	-
33150532-52800   GRANT MISC CONTRACTUAL SERVICE	643,132	948,862	626,954	1,260,589	200,000	822,390
33150532-52902   POSTAGE & PRINTING	-	-	-	-	-	-
	<b>643,332</b>	<b>948,862</b>	<b>626,954</b>	<b>1,260,589</b>	<b>200,000</b>	<b>822,390</b>
<b>59 - INTERFUND &amp; TFR OUT</b>						
33150532-59330   TFR TO CD SPECIAL FUND	77,196	78,944	82,094	92,635	92,635	95,183
	<b>77,196</b>	<b>78,944</b>	<b>82,094</b>	<b>92,635</b>	<b>92,635</b>	<b>95,183</b>
<b>33150532 - HOME TOTAL</b>	<b>720,527</b>	<b>1,027,806</b>	<b>709,047</b>	<b>1,353,224</b>	<b>292,635</b>	<b>917,573</b>
<b><u>33150533 - EMERGENCY SOLUTIONS GRANT</u></b>						
<b>52 - CONTRACTUAL SERVCS</b>						
33150533-52800   GRANT MISC CONTRACTUAL SERVICE	24,400	9,135	15,240	15,240	15,240	-
	<b>24,400</b>	<b>9,135</b>	<b>15,240</b>	<b>15,240</b>	<b>15,240</b>	=
<b>59 - INTERFUND &amp; TFR OUT</b>						
33150533-59330   TFR TO CD SPECIAL FUND	600	-	-	-	-	-
	<b>600</b>	=	=	=	=	=

	FY18 Actual	FY19 Actual	FY20 Actual	FY20 Budget	FY20 Estimate	FY21 Proposed
<b>EXPENSE</b>						
<b><u>33150531 - COMMUNITY DEV BLOCK GRANT</u></b>						
<b>50 - SALARIES &amp; BENEFITS</b>						
33150531-50210   INSURANCE	-	-	-	-	-	-
33150531-50220   FICA AND MEDICARE	-	-	-	-	-	-
	=	=	=	=	=	=
<b>51 - MATERIALS &amp; SUPPLIES</b>						
33150531-51100   OFFICE SUPPLIES	8	-	-	-	-	-
	<b>8</b>	=	=	=	=	=
<b>52 - CONTRACTUAL SERVCS</b>						
33150531-52310   DUES AND MEMBERSHIPS	495	-	-	-	-	-
33150531-52320   TRAVEL, EDUCATION AND TRAINING	2,221	-	-	-	-	-
33150531-52800   GRANT MISC CONTRACTUAL SERVICE	257,172	97,051	30,757	22,314	250,000	500,000
33150531-52902   POSTAGE & PRINTING	211	-	-	-	-	-
33150531-52909   ADV/MKTING/PUBLIC EDUCATION	902	-	-	-	-	-
	<b>261,001</b>	<b>97,051</b>	<b>30,757</b>	<b>22,314</b>	<b>250,000</b>	<b>500,000</b>
<b>53 - CAPITAL OUTLAY</b>						
33150531-53301-40112   HIGHWAY AND STREETS [ PAVEMENT MAINTENANCE ]	-	-	-	-	-	-
33150531-53302-40605   LIGHTING AND SIGNALS [ KINCH STREETLIGHTING ]	-	-	4,917	300,000	300,000	-
33150531-53305-40123   OTHER CONSTRUCTION [ SIDEWALKS & STREETLIGHT IMPROVEMENT ]	-	-	54,739	75,000	75,000	-
33150531-53305-40145   OTHER CONSTRUCTION [ BUSEY AVENUE SIDEWALK ]	-	-	-	-	-	-
	=	=	<b>59,655</b>	<b>375,000</b>	<b>375,000</b>	=
<b>59 - INTERFUND &amp; TFR OUT</b>						
33150531-59330   TFR TO CD SPECIAL FUND	225,594	159,791	157,582	178,345	178,345	139,807
	<b>225,594</b>	<b>159,791</b>	<b>157,582</b>	<b>178,345</b>	<b>178,345</b>	<b>139,807</b>
<b>33150531 - COMMUNITY DEV BLOCK GRANT TOTAL</b>	<b>486,604</b>	<b>256,841</b>	<b>247,995</b>	<b>575,659</b>	<b>803,345</b>	<b>639,807</b>
<b><u>33150532 - HOME</u></b>						
<b>50 - SALARIES &amp; BENEFITS</b>						
33150532-50210   INSURANCE	-	-	-	-	-	-
33150532-50220   FICA AND MEDICARE	-	-	-	-	-	-
	=	=	=	=	=	=
<b>51 - MATERIALS &amp; SUPPLIES</b>						
33150532-51100   OFFICE SUPPLIES	-	-	-	-	-	-
	=	=	=	=	=	=
<b>52 - CONTRACTUAL SERVCS</b>						
33150532-52101   LEGAL SERVICES	-	-	-	-	-	-
33150532-52320   TRAVEL, EDUCATION AND TRAINING	200	-	-	-	-	-
33150532-52800   GRANT MISC CONTRACTUAL SERVICE	643,132	948,862	626,954	1,260,589	200,000	822,390
33150532-52902   POSTAGE & PRINTING	-	-	-	-	-	-
	<b>643,332</b>	<b>948,862</b>	<b>626,954</b>	<b>1,260,589</b>	<b>200,000</b>	<b>822,390</b>
<b>59 - INTERFUND &amp; TFR OUT</b>						
33150532-59330   TFR TO CD SPECIAL FUND	77,196	78,944	82,094	92,635	92,635	95,183
	<b>77,196</b>	<b>78,944</b>	<b>82,094</b>	<b>92,635</b>	<b>92,635</b>	<b>95,183</b>
<b>33150532 - HOME TOTAL</b>	<b>720,527</b>	<b>1,027,806</b>	<b>709,047</b>	<b>1,353,224</b>	<b>292,635</b>	<b>917,573</b>
<b><u>33150533 - EMERGENCY SOLUTIONS GRANT</u></b>						
<b>52 - CONTRACTUAL SERVCS</b>						
33150533-52800   GRANT MISC CONTRACTUAL SERVICE	24,400	9,135	15,240	15,240	15,240	-
	<b>24,400</b>	<b>9,135</b>	<b>15,240</b>	<b>15,240</b>	<b>15,240</b>	=
<b>59 - INTERFUND &amp; TFR OUT</b>						
33150533-59330   TFR TO CD SPECIAL FUND	600	-	-	-	-	-
	<b>600</b>	=	=	=	=	=

	FY18 Actual	FY19 Actual	FY20 Actual	FY20 Budget	FY20 Estimate	FY21 Proposed
<b>EXPENSE</b>						
<b><u>33150531 - COMMUNITY DEV BLOCK GRANT</u></b>						
<b>50 - SALARIES &amp; BENEFITS</b>						
33150531-50210   INSURANCE	-	-	-	-	-	-
33150531-50220   FICA AND MEDICARE	-	-	-	-	-	-
	=	=	=	=	=	=
<b>51 - MATERIALS &amp; SUPPLIES</b>						
33150531-51100   OFFICE SUPPLIES	8	-	-	-	-	-
	<b>8</b>	=	=	=	=	=
<b>52 - CONTRACTUAL SERVCS</b>						
33150531-52310   DUES AND MEMBERSHIPS	495	-	-	-	-	-
33150531-52320   TRAVEL, EDUCATION AND TRAINING	2,221	-	-	-	-	-
33150531-52800   GRANT MISC CONTRACTUAL SERVICE	257,172	97,051	30,757	22,314	250,000	500,000
33150531-52902   POSTAGE & PRINTING	211	-	-	-	-	-
33150531-52909   ADV/MKTING/PUBLIC EDUCATION	902	-	-	-	-	-
	<b>261,001</b>	<b>97,051</b>	<b>30,757</b>	<b>22,314</b>	<b>250,000</b>	<b>500,000</b>
<b>53 - CAPITAL OUTLAY</b>						
33150531-53301-40112   HIGHWAY AND STREETS [ PAVEMENT MAINTENANCE ]	-	-	-	-	-	-
33150531-53302-40605   LIGHTING AND SIGNALS [ KINCH STREETLIGHTING ]	-	-	4,917	300,000	300,000	-
33150531-53305-40123   OTHER CONSTRUCTION [ SIDEWALKS & STREETLIGHT IMPROVEMENT ]	-	-	54,739	75,000	75,000	-
33150531-53305-40145   OTHER CONSTRUCTION [ BUSEY AVENUE SIDEWALK ]	-	-	-	-	-	-
	=	=	<b>59,655</b>	<b>375,000</b>	<b>375,000</b>	=
<b>59 - INTERFUND &amp; TFR OUT</b>						
33150531-59330   TFR TO CD SPECIAL FUND	225,594	159,791	157,582	178,345	178,345	139,807
	<b>225,594</b>	<b>159,791</b>	<b>157,582</b>	<b>178,345</b>	<b>178,345</b>	<b>139,807</b>
<b>33150531 - COMMUNITY DEV BLOCK GRANT TOTAL</b>	<b>486,604</b>	<b>256,841</b>	<b>247,995</b>	<b>575,659</b>	<b>803,345</b>	<b>639,807</b>
<b><u>33150532 - HOME</u></b>						
<b>50 - SALARIES &amp; BENEFITS</b>						
33150532-50210   INSURANCE	-	-	-	-	-	-
33150532-50220   FICA AND MEDICARE	-	-	-	-	-	-
	=	=	=	=	=	=
<b>51 - MATERIALS &amp; SUPPLIES</b>						
33150532-51100   OFFICE SUPPLIES	-	-	-	-	-	-
	=	=	=	=	=	=
<b>52 - CONTRACTUAL SERVCS</b>						
33150532-52101   LEGAL SERVICES	-	-	-	-	-	-
33150532-52320   TRAVEL, EDUCATION AND TRAINING	200	-	-	-	-	-
33150532-52800   GRANT MISC CONTRACTUAL SERVICE	643,132	948,862	626,954	1,260,589	200,000	822,390
33150532-52902   POSTAGE & PRINTING	-	-	-	-	-	-
	<b>643,332</b>	<b>948,862</b>	<b>626,954</b>	<b>1,260,589</b>	<b>200,000</b>	<b>822,390</b>
<b>59 - INTERFUND &amp; TFR OUT</b>						
33150532-59330   TFR TO CD SPECIAL FUND	77,196	78,944	82,094	92,635	92,635	95,183
	<b>77,196</b>	<b>78,944</b>	<b>82,094</b>	<b>92,635</b>	<b>92,635</b>	<b>95,183</b>
<b>33150532 - HOME TOTAL</b>	<b>720,527</b>	<b>1,027,806</b>	<b>709,047</b>	<b>1,353,224</b>	<b>292,635</b>	<b>917,573</b>
<b><u>33150533 - EMERGENCY SOLUTIONS GRANT</u></b>						
<b>52 - CONTRACTUAL SERVCS</b>						
33150533-52800   GRANT MISC CONTRACTUAL SERVICE	24,400	9,135	15,240	15,240	15,240	-
	<b>24,400</b>	<b>9,135</b>	<b>15,240</b>	<b>15,240</b>	<b>15,240</b>	=
<b>59 - INTERFUND &amp; TFR OUT</b>						
33150533-59330   TFR TO CD SPECIAL FUND	600	-	-	-	-	-
	<b>600</b>	=	=	=	=	=

	FY18 Actual	FY19 Actual	FY20 Actual	FY20 Budget	FY20 Estimate	FY21 Proposed
<b>33150533 - EMERGENCY SOLUTIONS GRANT TOTAL</b>	<b>25,000</b>	<b>9,135</b>	<b>15,240</b>	<b>15,240</b>	<b>15,240</b>	<b>-</b>
<b><u>33150534 - SUPPORTIVE HOUSING PROGRAM</u></b>						
<b>52 - CONTRACTUAL SERVCS</b>						
33150534-52800   GRANT MISC CONTRACTUAL SERVICE	87,170	-	-	-	-	-
	<b><u>87,170</u></b>	<b>=</b>	<b>=</b>	<b>=</b>	<b>=</b>	<b>=</b>
<b>59 - INTERFUND &amp; TFR OUT</b>						
33150534-59330   TFR TO CD SPECIAL FUND	1,866	-	-	-	-	-
	<b><u>1,866</u></b>	<b>=</b>	<b>=</b>	<b>=</b>	<b>=</b>	<b>=</b>
<b>33150534 - SUPPORTIVE HOUSING PROGRAM TOTAL</b>	<b>89,036</b>	<b>-</b>	<b>-</b>	<b>-</b>	<b>-</b>	<b>-</b>

# FUND STATEMENT

## 332 - FARMERS MARKET FUND

	FY18 Actual	FY19 Actual	FY20 Actual	FY20 Budget	FY20 Estimate	FY21 Proposed
<b>REVENUE</b>						
41 - INTERGOV. REVENUES	5,000	10,500	5,000	9,000	9,000	9,000
44 - CHARGES FOR SERVICE	100,717	55,517	80,514	102,250	118,705	102,250
45 - INVESTMENT INCOME	667	1,593	1,874	1,000	1,000	1,040
46 - MISC REVENUES	-	5,000	4,335	5,000	5,000	5,000
	<b><u>106,384</u></b>	<b><u>72,610</u></b>	<b><u>91,723</u></b>	<b><u>117,250</u></b>	<b><u>133,705</u></b>	<b><u>117,290</u></b>
<b>EXPENSE</b>						
50 - SALARIES & BENEFITS	47,310	53,617	63,117	79,970	77,575	53,786
52 - CONTRACTUAL SERVCS	48,703	40,861	17,458	55,545	51,034	35,362
59 - INTERFUND & TFR OUT	-	-	3,638	5,136	5,136	6,538
	<b><u>96,012</u></b>	<b><u>94,478</u></b>	<b><u>84,212</u></b>	<b><u>140,651</u></b>	<b><u>133,745</u></b>	<b><u>95,686</u></b>
<b>Net Revenue / (Expense)</b>	<b>10,371</b>	<b>(21,868)</b>	<b>7,511</b>	<b>(23,401)</b>	<b>(40)</b>	<b>21,604</b>

<b>Beginning Fund Balance</b>	<b>71,124</b>	<b>71,084</b>
<b>Ending Fund Balance</b>	<b>71,084</b>	<b>92,688</b>

This fund includes only activities related to Market at the Square. Other economic development activities are reassigned to the General Operating Fund beginning in FY2018, since they have no ongoing source of revenue.

	FY18 Actual	FY19 Actual	FY20 Actual	FY20 Budget	FY20 Estimate	FY21 Proposed
<b>REVENUE</b>						
<b><u>332 - FARMERS MARKET FUND</u></b>						
<b>41 - INTERGOV. REVENUES</b>						
332-41150   STATE GRANTS - CULTURE & RECR	5,000	10,500	5,000	9,000	9,000	9,000
	<b><u>5,000</u></b>	<b><u>10,500</u></b>	<b><u>5,000</u></b>	<b><u>9,000</u></b>	<b><u>9,000</u></b>	<b><u>9,000</u></b>
<b>44 - CHARGES FOR SERVICE</b>						
332-44504   FARMERS MARKET REVENUE	100,717	55,517	80,414	102,250	118,705	102,250
	<b><u>100,717</u></b>	<b><u>55,517</u></b>	<b><u>80,414</u></b>	<b><u>102,250</u></b>	<b><u>118,705</u></b>	<b><u>102,250</u></b>
<b>45 - INVESTMENT INCOME</b>						
332-45000   INVESTMENT INCOME	667	1,593	1,874	1,000	1,000	1,040
	<b><u>667</u></b>	<b><u>1,593</u></b>	<b><u>1,874</u></b>	<b><u>1,000</u></b>	<b><u>1,000</u></b>	<b><u>1,040</u></b>
<b>46 - MISC REVENUES</b>						
332-46350   LOCAL GRANTS	-	5,000	4,335	5,000	5,000	5,000
	<b><u>-</u></b>	<b><u>5,000</u></b>	<b><u>4,335</u></b>	<b><u>5,000</u></b>	<b><u>5,000</u></b>	<b><u>5,000</u></b>
<b>332 - FARMERS MARKET FUND TOTAL</b>	<b>106,384</b>	<b>72,610</b>	<b>91,623</b>	<b>117,250</b>	<b>133,705</b>	<b>117,290</b>



	FY18 Actual	FY19 Actual	FY20 Actual	FY20 Budget	FY20 Estimate	FY21 Proposed
<b>EXPENSE</b>						
<b><u>33250501 - ECONOMIC DEVELOPMENT</u></b>						
<b>52 - CONTRACTUAL SERVCS</b>						
33250501-52999   OTHER CONTRACTUAL SERVICES	-	-	-	5,393	5,393	5,512
	=	=	=	<b><u>5,393</u></b>	<b><u>5,393</u></b>	<b><u>5,512</u></b>
<b>33250501 - ECONOMIC DEVELOPMENT TOTAL</b>	-	-	-	<b>5,393</b>	<b>5,393</b>	<b>5,512</b>
<b><u>33250503 - FARMERS MARKET</u></b>						
<b>50 - SALARIES &amp; BENEFITS</b>						
33250503-50110   SALARY - REGULAR EMPLOYEES	21,915	33,507	33,142	33,992	33,992	26,839
33250503-50120   SALARY - TEMPORARY EMPLOYEES	18,590	8,630	17,524	24,695	22,300	13,647
33250503-50210   INSURANCE	537	4,414	4,971	10,695	10,695	5,925
33250503-50220   FICA AND MEDICARE	2,871	3,302	3,733	4,490	4,490	3,100
33250503-50251   IMRF & SURS	3,396	3,764	3,746	6,098	6,098	4,275
	<b><u>47,310</u></b>	<b><u>53,617</u></b>	<b><u>63,117</u></b>	<b><u>79,970</u></b>	<b><u>77,575</u></b>	<b><u>53,786</u></b>
<b>52 - CONTRACTUAL SERVCS</b>						
33250503-52310   DUES AND MEMBERSHIPS	-	-	-	50	50	50
33250503-52320   TRAVEL, EDUCATION AND TRAINING	174	105	-	2,000	2,000	2,044
33250503-52600   UTILITIES	216	432	353	491	491	502
33250503-52710   INSURANCE PREMIUM	502	-	328	500	500	500
33250503-52800   GRANT MISC CONTRACTUAL SERVICE	12,183	12,176	7,657	14,000	14,000	-
33250503-52902   POSTAGE & PRINTING	5,996	418	18	1,000	1,000	1,022
33250503-52907   CREDIT CARD & BANK FEES	273	300	199	600	600	600
33250503-52909   ADV/MKTING/PUBLIC EDUCATION	24,883	19,362	7,217	25,511	21,000	19,000
33250503-52999   OTHER CONTRACTUAL SERVICES	4,474	8,069	1,686	6,000	6,000	6,132
	<b><u>48,703</u></b>	<b><u>40,861</u></b>	<b><u>17,458</u></b>	<b><u>50,152</u></b>	<b><u>45,641</u></b>	<b><u>29,850</u></b>
<b>59 - INTERFUND &amp; TFR OUT</b>						
33250503-59610   TFR TO INFORMATION TECH FUND	-	-	3,638	5,136	5,136	6,538
	=	=	<b><u>3,638</u></b>	<b><u>5,136</u></b>	<b><u>5,136</u></b>	<b><u>6,538</u></b>
<b>33250503 - FARMERS MARKET TOTAL</b>	<b>96,012</b>	<b>94,478</b>	<b>84,212</b>	<b>135,258</b>	<b>128,352</b>	<b>90,174</b>

	FY18 Actual	FY19 Actual	FY20 Actual	FY20 Budget	FY20 Estimate	FY21 Proposed
<b>EXPENSE</b>						
<b><u>33250501 - ECONOMIC DEVELOPMENT</u></b>						
<b>52 - CONTRACTUAL SERVCS</b>						
33250501-52999   OTHER CONTRACTUAL SERVICES	-	-	-	5,393	5,393	5,512
	=	=	=	<b><u>5,393</u></b>	<b><u>5,393</u></b>	<b><u>5,512</u></b>
<b>33250501 - ECONOMIC DEVELOPMENT TOTAL</b>	-	-	-	<b>5,393</b>	<b>5,393</b>	<b>5,512</b>
<b><u>33250503 - FARMERS MARKET</u></b>						
<b>50 - SALARIES &amp; BENEFITS</b>						
33250503-50110   SALARY - REGULAR EMPLOYEES	21,915	33,507	33,142	33,992	33,992	26,839
33250503-50120   SALARY - TEMPORARY EMPLOYEES	18,590	8,630	17,524	24,695	22,300	13,647
33250503-50210   INSURANCE	537	4,414	4,971	10,695	10,695	5,925
33250503-50220   FICA AND MEDICARE	2,871	3,302	3,733	4,490	4,490	3,100
33250503-50251   IMRF & SURS	3,396	3,764	3,746	6,098	6,098	4,275
	<b><u>47,310</u></b>	<b><u>53,617</u></b>	<b><u>63,117</u></b>	<b><u>79,970</u></b>	<b><u>77,575</u></b>	<b><u>53,786</u></b>
<b>52 - CONTRACTUAL SERVCS</b>						
33250503-52310   DUES AND MEMBERSHIPS	-	-	-	50	50	50
33250503-52320   TRAVEL, EDUCATION AND TRAINING	174	105	-	2,000	2,000	2,044
33250503-52600   UTILITIES	216	432	353	491	491	502
33250503-52710   INSURANCE PREMIUM	502	-	328	500	500	500
33250503-52800   GRANT MISC CONTRACTUAL SERVICE	12,183	12,176	7,657	14,000	14,000	-
33250503-52902   POSTAGE & PRINTING	5,996	418	18	1,000	1,000	1,022
33250503-52907   CREDIT CARD & BANK FEES	273	300	199	600	600	600
33250503-52909   ADV/MKTING/PUBLIC EDUCATION	24,883	19,362	7,217	25,511	21,000	19,000
33250503-52999   OTHER CONTRACTUAL SERVICES	4,474	8,069	1,686	6,000	6,000	6,132
	<b><u>48,703</u></b>	<b><u>40,861</u></b>	<b><u>17,458</u></b>	<b><u>50,152</u></b>	<b><u>45,641</u></b>	<b><u>29,850</u></b>
<b>59 - INTERFUND &amp; TFR OUT</b>						
33250503-59610   TFR TO INFORMATION TECH FUND	-	-	3,638	5,136	5,136	6,538
	=	=	<b><u>3,638</u></b>	<b><u>5,136</u></b>	<b><u>5,136</u></b>	<b><u>6,538</u></b>
<b>33250503 - FARMERS MARKET TOTAL</b>	<b>96,012</b>	<b>94,478</b>	<b>84,212</b>	<b>135,258</b>	<b>128,352</b>	<b>90,174</b>

# FUND STATEMENT

## 340 - POST TIF CLOSURE FUND

	FY18 Actual	FY19 Actual	FY20 Actual	FY20 Budget	FY20 Estimate	FY21 Proposed
<b>REVENUE</b>						
40 - TAXES	-	-	-	-	-	-
45 - INVESTMENT INCOME	1,602	2,203	1,654	-	1,200	-
46 - MISC REVENUES	-	-	-	-	-	-
49 - TRANSFERS IN	-	-	-	-	-	-
	<b><u>1,602</u></b>	<b><u>2,203</u></b>	<b><u>1,654</u></b>	<b><u>-</u></b>	<b><u>1,200</u></b>	<b><u>-</u></b>
<b>EXPENSE</b>						
52 - CONTRACTUAL SERVCS	139,083	-	-	80,917	80,917	-
59 - INTERFUND & TFR OUT	-	-	-	-	-	-
	<b><u>139,083</u></b>	<b><u>-</u></b>	<b><u>-</u></b>	<b><u>80,917</u></b>	<b><u>80,917</u></b>	<b><u>-</u></b>
<b>Net Revenue / (Expense)</b>	<b>(137,482)</b>	<b>2,203</b>	<b>1,654</b>	<b>(80,917)</b>	<b>(79,717)</b>	<b>-</b>

<b>Beginning Fund Balance</b>	<b>82,050</b>	<b>2,333</b>
<b>Ending Fund Balance</b>	<b>2,333</b>	<b>2,333</b>

The Post Closure TIF Fund currently holds funds that were committed to projects when TIF 1 was closed. This fund previously held remaining monies from TIF 3, which were returned to the County for distribution to taxing districts in FY2015 and FY2016.

	FY18 Actual	FY19 Actual	FY20 Actual	FY20 Budget	FY20 Estimate	FY21 Proposed
<b>REVENUE</b>						
<b><u>340 - POST TIF CLOSURE FUND</u></b>						
<b>45 - INVESTMENT INCOME</b>						
340-45000   INVESTMENT INCOME	1,602	2,203	1,654	-	1,200	-
	<b><u>1,602</u></b>	<b><u>2,203</u></b>	<b><u>1,654</u></b>	<b>=</b>	<b><u>1,200</u></b>	<b>=</b>
<b>340 - POST TIF CLOSURE FUND TOTAL</b>	<b>1,602</b>	<b>2,203</b>	<b>1,654</b>	<b>-</b>	<b>1,200</b>	<b>-</b>

	FY18 Actual	FY19 Actual	FY20 Actual	FY20 Budget	FY20 Estimate	FY21 Proposed
<b>EXPENSE</b>						
<b><u>34050501 - ECONOMIC DEVELOPMENT</u></b>						
<b>52 - CONTRACTUAL SERVCS</b>						
34050501-52410   DEVELOPMENT INCENTIVES	139,083	-	-	80,917	80,917	-
	<b><u>139,083</u></b>	<b>=</b>	<b>=</b>	<b><u>80,917</u></b>	<b><u>80,917</u></b>	<b>=</b>
<b>34050501 - ECONOMIC DEVELOPMENT TOTAL</b>	<b>139,083</b>	<b>-</b>	<b>-</b>	<b>80,917</b>	<b>80,917</b>	<b>-</b>

# FUND STATEMENT

## 342 - TIF 2

	FY18 Actual	FY19 Actual	FY20 Actual	FY20 Budget	FY20 Estimate	FY21 Proposed
<b>REVENUE</b>						
40 - TAXES	1,285,029	898,814	1,062,236	1,336,890	1,692,123	1,300,000
45 - INVESTMENT INCOME	13,324	25,437	25,463	19,000	19,000	20,000
46 - MISC REVENUES	-	-	-	-	-	-
49 - TRANSFERS IN	-	-	-	-	-	-
	<b><u>1,298,353</u></b>	<b><u>924,250</u></b>	<b><u>1,087,698</u></b>	<b><u>1,355,890</u></b>	<b><u>1,711,123</u></b>	<b><u>1,320,000</u></b>
<b>EXPENSE</b>						
50 - SALARIES & BENEFITS	93,460	110,970	128,542	144,742	144,742	146,243
52 - CONTRACTUAL SERVCS	186,326	175,568	97,621	253,583	253,583	267,400
53 - CAPITAL OUTLAY	-	-	-	-	-	-
54 - DEBT SERVICE	928,778	931,409	928,825	928,825	928,825	931,098
59 - INTERFUND & TFR OUT	98,506	254,828	-	360,000	824,268	321,652
	<b><u>1,307,070</u></b>	<b><u>1,472,775</u></b>	<b><u>1,154,987</u></b>	<b><u>1,687,150</u></b>	<b><u>2,151,418</u></b>	<b><u>1,666,393</u></b>
<b>Net Revenue / (Expense)</b>	<b>(8,717)</b>	<b>(548,525)</b>	<b>(67,289)</b>	<b>(331,260)</b>	<b>(440,295)</b>	<b>(346,393)</b>

<b>Beginning Fund Balance</b>	<b>861,733</b>	<b>421,438</b>
<b>Ending Fund Balance</b>	<b>421,438</b>	<b>75,045</b>

TIF 2 was established in 1986 and will end in on 12/31/2022

	<b>FY18 Actual</b>	<b>FY19 Actual</b>	<b>FY20 Actual</b>	<b>FY20 Budget</b>	<b>FY20 Estimate</b>	<b>FY21 Proposed</b>
<b>REVENUE</b>						
<b><u>342 - TIF 2</u></b>						
<b>40 - TAXES</b>						
342-40100   PROPERTY TAXES	1,285,029	898,814	1,062,236	1,336,890	1,692,123	1,300,000
	<b><u>1,285,029</u></b>	<b><u>898,814</u></b>	<b><u>1,062,236</u></b>	<b><u>1,336,890</u></b>	<b><u>1,692,123</u></b>	<b><u>1,300,000</u></b>
<b>45 - INVESTMENT INCOME</b>						
342-45000   INVESTMENT INCOME	13,324	25,437	25,463	19,000	19,000	20,000
	<b><u>13,324</u></b>	<b><u>25,437</u></b>	<b><u>25,463</u></b>	<b><u>19,000</u></b>	<b><u>19,000</u></b>	<b><u>20,000</u></b>
<b>342 - TIF 2 TOTAL</b>	<b>1,298,353</b>	<b>924,250</b>	<b>1,087,698</b>	<b>1,355,890</b>	<b>1,711,123</b>	<b>1,320,000</b>

	FY18 Actual	FY19 Actual	FY20 Actual	FY20 Budget	FY20 Estimate	FY21 Proposed
<b>EXPENSE</b>						
<b><u>34250501 - ECONOMIC DEVELOPMENT</u></b>						
<b>50 - SALARIES &amp; BENEFITS</b>						
34250501-50110   SALARY - REGULAR EMPLOYEES	20,028	25,671	45,163	50,520	50,520	50,371
34250501-50210   INSURANCE	-	4,710	5,525	6,869	6,869	6,291
34250501-50220   FICA AND MEDICARE	-	1,811	3,276	3,865	3,865	3,855
34250501-50240   RHS CONTRIBUTION	-	-	242	-	-	250
34250501-50251   IMRF & SURS	-	2,684	4,816	5,249	5,249	6,388
	<b><u>20,028</u></b>	<b><u>34,877</u></b>	<b><u>59,023</u></b>	<b><u>66,503</u></b>	<b><u>66,503</u></b>	<b><u>67,155</u></b>
<b>52 - CONTRACTUAL SERVCS</b>						
34250501-52101   LEGAL SERVICES	150	-	-	5,000	5,000	5,000
34250501-52106   ARCHITECTURAL & ENG SERVICES	-	-	-	4,000	4,000	4,000
34250501-52320   TRAVEL, EDUCATION AND TRAINING	135	737	626	767	767	784
34250501-52410   DEVELOPMENT INCENTIVES	164,403	152,835	76,076	216,200	216,200	230,000
34250501-52420   ED CONTRIBUTION	20,815	20,815	20,815	20,815	20,815	20,815
34250501-52909   ADV/MKTING/PUBLIC EDUCATION	823	782	104	2,301	2,301	2,301
34250501-52999   OTHER CONTRACTUAL SERVICES	-	399	-	4,500	4,500	4,500
	<b><u>186,326</u></b>	<b><u>175,568</u></b>	<b><u>97,621</u></b>	<b><u>253,583</u></b>	<b><u>253,583</u></b>	<b><u>267,400</u></b>
<b>54 - DEBT SERVICE</b>						
34250501-54100   PRINCIPAL	865,000	880,000	890,000	890,000	890,000	905,000
34250501-54200   INTEREST	63,778	51,409	38,825	38,825	38,825	26,098
	<b><u>928,778</u></b>	<b><u>931,409</u></b>	<b><u>928,825</u></b>	<b><u>928,825</u></b>	<b><u>928,825</u></b>	<b><u>931,098</u></b>
<b>59 - INTERFUND &amp; TFR OUT</b>						
34250501-59100   TFR TO GENERAL FUND	29,314	32,091	-	-	-	-
34250501-59344   TFR TO CENTRAL TIF	69,192	222,737	-	360,000	824,268	321,652
	<b><u>98,506</u></b>	<b><u>254,828</u></b>	<b><u>-</u></b>	<b><u>360,000</u></b>	<b><u>824,268</u></b>	<b><u>321,652</u></b>
<b>34250501 - ECONOMIC DEVELOPMENT TOTAL</b>	<b>1,233,638</b>	<b>1,396,682</b>	<b>1,085,469</b>	<b>1,608,911</b>	<b>2,073,179</b>	<b>1,587,305</b>
<b><u>34250504 - PUBLIC ARTS</u></b>						
<b>50 - SALARIES &amp; BENEFITS</b>						
34250504-50110   SALARY - REGULAR EMPLOYEES	53,153	58,456	53,870	60,102	60,102	60,210
34250504-50210   INSURANCE	6,837	6,865	5,834	7,294	7,294	6,636
34250504-50220   FICA AND MEDICARE	5,384	4,499	4,071	4,598	4,598	4,607
34250504-50251   IMRF & SURS	8,058	6,273	5,744	6,245	6,245	7,635
	<b><u>73,432</u></b>	<b><u>76,093</u></b>	<b><u>69,519</u></b>	<b><u>78,239</u></b>	<b><u>78,239</u></b>	<b><u>79,088</u></b>
<b>34250504 - PUBLIC ARTS TOTAL</b>	<b>73,432</b>	<b>76,093</b>	<b>69,519</b>	<b>78,239</b>	<b>78,239</b>	<b>79,088</b>



	FY18 Actual	FY19 Actual	FY20 Actual	FY20 Budget	FY20 Estimate	FY21 Proposed
<b>EXPENSE</b>						
<b><u>34250501 - ECONOMIC DEVELOPMENT</u></b>						
<b>50 - SALARIES &amp; BENEFITS</b>						
34250501-50110   SALARY - REGULAR EMPLOYEES	20,028	25,671	45,163	50,520	50,520	50,371
34250501-50210   INSURANCE	-	4,710	5,525	6,869	6,869	6,291
34250501-50220   FICA AND MEDICARE	-	1,811	3,276	3,865	3,865	3,855
34250501-50240   RHS CONTRIBUTION	-	-	242	-	-	250
34250501-50251   IMRF & SURS	-	2,684	4,816	5,249	5,249	6,388
	<b><u>20,028</u></b>	<b><u>34,877</u></b>	<b><u>59,023</u></b>	<b><u>66,503</u></b>	<b><u>66,503</u></b>	<b><u>67,155</u></b>
<b>52 - CONTRACTUAL SERVCS</b>						
34250501-52101   LEGAL SERVICES	150	-	-	5,000	5,000	5,000
34250501-52106   ARCHITECTURAL & ENG SERVICES	-	-	-	4,000	4,000	4,000
34250501-52320   TRAVEL, EDUCATION AND TRAINING	135	737	626	767	767	784
34250501-52410   DEVELOPMENT INCENTIVES	164,403	152,835	76,076	216,200	216,200	230,000
34250501-52420   ED CONTRIBUTION	20,815	20,815	20,815	20,815	20,815	20,815
34250501-52909   ADV/MKTING/PUBLIC EDUCATION	823	782	104	2,301	2,301	2,301
34250501-52999   OTHER CONTRACTUAL SERVICES	-	399	-	4,500	4,500	4,500
	<b><u>186,326</u></b>	<b><u>175,568</u></b>	<b><u>97,621</u></b>	<b><u>253,583</u></b>	<b><u>253,583</u></b>	<b><u>267,400</u></b>
<b>54 - DEBT SERVICE</b>						
34250501-54100   PRINCIPAL	865,000	880,000	890,000	890,000	890,000	905,000
34250501-54200   INTEREST	63,778	51,409	38,825	38,825	38,825	26,098
	<b><u>928,778</u></b>	<b><u>931,409</u></b>	<b><u>928,825</u></b>	<b><u>928,825</u></b>	<b><u>928,825</u></b>	<b><u>931,098</u></b>
<b>59 - INTERFUND &amp; TFR OUT</b>						
34250501-59100   TFR TO GENERAL FUND	29,314	32,091	-	-	-	-
34250501-59344   TFR TO CENTRAL TIF	69,192	222,737	-	360,000	824,268	321,652
	<b><u>98,506</u></b>	<b><u>254,828</u></b>	<b><u>-</u></b>	<b><u>360,000</u></b>	<b><u>824,268</u></b>	<b><u>321,652</u></b>
<b>34250501 - ECONOMIC DEVELOPMENT TOTAL</b>	<b>1,233,638</b>	<b>1,396,682</b>	<b>1,085,469</b>	<b>1,608,911</b>	<b>2,073,179</b>	<b>1,587,305</b>
<b><u>34250504 - PUBLIC ARTS</u></b>						
<b>50 - SALARIES &amp; BENEFITS</b>						
34250504-50110   SALARY - REGULAR EMPLOYEES	53,153	58,456	53,870	60,102	60,102	60,210
34250504-50210   INSURANCE	6,837	6,865	5,834	7,294	7,294	6,636
34250504-50220   FICA AND MEDICARE	5,384	4,499	4,071	4,598	4,598	4,607
34250504-50251   IMRF & SURS	8,058	6,273	5,744	6,245	6,245	7,635
	<b><u>73,432</u></b>	<b><u>76,093</u></b>	<b><u>69,519</u></b>	<b><u>78,239</u></b>	<b><u>78,239</u></b>	<b><u>79,088</u></b>
<b>34250504 - PUBLIC ARTS TOTAL</b>	<b>73,432</b>	<b>76,093</b>	<b>69,519</b>	<b>78,239</b>	<b>78,239</b>	<b>79,088</b>

# FUND STATEMENT

## 343 - TIF 4

	FY18 Actual	FY19 Actual	FY20 Actual	FY20 Budget	FY20 Estimate	FY21 Proposed
<b>REVENUE</b>						
40 - TAXES	958,151	496,900	1,042,756	1,002,182	1,543,210	1,020,000
45 - INVESTMENT INCOME	19,056	36,564	47,142	18,000	18,000	25,000
49 - TRANSFERS IN	-	-	-	-	-	-
	<b><u>977,207</u></b>	<b><u>533,464</u></b>	<b><u>1,089,897</u></b>	<b><u>1,020,182</u></b>	<b><u>1,561,210</u></b>	<b><u>1,045,000</u></b>
<b>EXPENSE</b>						
50 - SALARIES & BENEFITS	147,213	139,089	80,703	121,549	121,549	118,624
52 - CONTRACTUAL SERVCS	426,656	440,074	216,579	462,155	462,155	494,138
53 - CAPITAL OUTLAY	742,737	251,676	16,124	1,226,351	1,226,351	-
	<b><u>1,209,088</u></b>	<b><u>830,839</u></b>	<b><u>313,407</u></b>	<b><u>1,810,055</u></b>	<b><u>1,810,055</u></b>	<b><u>612,762</u></b>
<b>Net Revenue / (Expense)</b>	<b><u>(124,365)</u></b>	<b><u>(297,375)</u></b>	<b><u>776,490</u></b>	<b><u>(789,873)</u></b>	<b><u>(248,845)</u></b>	<b><u>432,238</u></b>

<b>Beginning Fund Balance</b>	<b>1,615,325</b>	<b>1,366,480</b>
<b>Ending Fund Balance</b>	<b>1,366,480</b>	<b>1,798,718</b>

TIF 4 was established in 2001 and will end on 12/31/2025.

	<b>FY18 Actual</b>	<b>FY19 Actual</b>	<b>FY20 Actual</b>	<b>FY20 Budget</b>	<b>FY20 Estimate</b>	<b>FY21 Proposed</b>
<b>REVENUE</b>						
<b><u>343 - TIF 4</u></b>						
<b>40 - TAXES</b>						
343-40100   PROPERTY TAXES	958,151	496,900	1,042,756	1,002,182	1,543,210	1,020,000
	<b><u>958,151</u></b>	<b><u>496,900</u></b>	<b><u>1,042,756</u></b>	<b><u>1,002,182</u></b>	<b><u>1,543,210</u></b>	<b><u>1,020,000</u></b>
<b>45 - INVESTMENT INCOME</b>						
343-45000   INVESTMENT INCOME	19,056	36,564	47,142	18,000	18,000	25,000
	<b><u>19,056</u></b>	<b><u>36,564</u></b>	<b><u>47,142</u></b>	<b><u>18,000</u></b>	<b><u>18,000</u></b>	<b><u>25,000</u></b>
<b>343 - TIF 4 TOTAL</b>	<b>977,207</b>	<b>533,464</b>	<b>1,089,897</b>	<b>1,020,182</b>	<b>1,561,210</b>	<b>1,045,000</b>

	<b>FY18 Actual</b>	<b>FY19 Actual</b>	<b>FY20 Actual</b>	<b>FY20 Budget</b>	<b>FY20 Estimate</b>	<b>FY21 Proposed</b>
<b>EXPENSE</b>						
<b><u>34350501 - ECONOMIC DEVELOPMENT</u></b>						
<b>50 - SALARIES &amp; BENEFITS</b>						
34350501-50110   SALARY - REGULAR EMPLOYEES	106,889	101,427	62,457	90,125	90,125	91,349
34350501-50210   INSURANCE	20,587	19,358	6,890	15,165	15,165	8,700
34350501-50220   FICA AND MEDICARE	7,457	7,336	4,500	6,895	6,895	6,991
34350501-50251   IMRF & SURS	12,280	10,968	6,857	9,364	9,364	11,584
	<b><u>147,213</u></b>	<b><u>139,089</u></b>	<b><u>80,703</u></b>	<b><u>121,549</u></b>	<b><u>121,549</u></b>	<b><u>118,624</u></b>
<b>52 - CONTRACTUAL SERVCs</b>						
34350501-52101   LEGAL SERVICES	200	358	-	10,000	10,000	10,000
34350501-52320   TRAVEL, EDUCATION AND TRAINING	-	1,000	308	1,046	1,046	1,070
34350501-52410   DEVELOPMENT INCENTIVES	225,128	224,735	91,130	220,000	220,000	225,000
34350501-52500   INTERGOVERNMENTAL AND AGENCY	200,723	213,050	125,077	212,041	212,041	239,000
34350501-52909   ADV/MKTING/PUBLIC EDUCATION	605	532	64	3,068	3,068	3,068
34350501-52999   OTHER CONTRACTUAL SERVICES	-	399	-	16,000	16,000	16,000
	<b><u>426,656</u></b>	<b><u>440,074</u></b>	<b><u>216,579</u></b>	<b><u>462,155</u></b>	<b><u>462,155</u></b>	<b><u>494,138</u></b>
<b>53 - CAPITAL OUTLAY</b>						
34350501-53301   HIGHWAY AND STREETS	215,034	-	-	-	-	-
34350501-53301-40104   HIGHWAY AND STREETS [ AIRPORT ROAD WEST ]	527,703	160,080	16,124	1,132,947	1,132,947	-
34350501-53301-40119   HIGHWAY AND STREETS [ CUNNINGHAM MULTI-USE PATH ]	-	91,596	-	93,404	93,404	-
	<b><u>635,220</u></b>	<b><u>251,676</u></b>	<b><u>16,124</u></b>	<b><u>1,226,351</u></b>	<b><u>1,226,351</u></b>	<b><u>-</u></b>
<b>34350501 - ECONOMIC DEVELOPMENT TOTAL</b>	<b>1,209,088</b>	<b>830,839</b>	<b>313,407</b>	<b>1,810,055</b>	<b>1,810,055</b>	<b>612,762</b>

# FUND STATEMENT

## 344 - CENTRAL TIF

	FY18 Actual	FY19 Actual	FY20 Actual	FY20 Budget	FY20 Estimate	FY21 Proposed
<b>REVENUE</b>						
40 - TAXES	5,842	15,122	122,136	5,586	189,399	82,385
45 - INVESTMENT INCOME	588	(2,750)	251	100	100	300
46 - MISC REVENUES	157	678	-	-	-	-
49 - TRANSFERS IN	69,192	222,737	-	360,000	824,268	321,652
	<b><u>75,779</u></b>	<b><u>235,788</u></b>	<b><u>122,387</u></b>	<b><u>365,686</u></b>	<b><u>1,013,767</u></b>	<b><u>404,337</u></b>
<b>EXPENSE</b>						
52 - CONTRACTUAL SERVCS	285,173	244,318	145,916	942,667	942,667	334,887
53 - CAPITAL OUTLAY	7,991	1,423	46,688	50,000	50,000	80,000
59 - INTERFUND & TFR OUT	-	588	-	-	-	-
	<b><u>293,164</u></b>	<b><u>246,329</u></b>	<b><u>192,604</u></b>	<b><u>992,667</u></b>	<b><u>992,667</u></b>	<b><u>414,887</u></b>
<b>Net Revenue / (Expense)</b>	<b>(217,386)</b>	<b>(10,541)</b>	<b>(70,217)</b>	<b>(626,981)</b>	<b>21,100</b>	<b>(10,550)</b>

<b>Beginning Fund Balance</b>	<b>(10,550)</b>	<b>10,550</b>
<b>Ending Fund Balance</b>	<b>10,550</b>	<b>-</b>

The Central TIF was established in FY2017, when TIF 1 was closed and TIF 2 was amended. This TIF will end on 12/31/2040.

	FY18 Actual	FY19 Actual	FY20 Actual	FY20 Budget	FY20 Estimate	FY21 Proposed
<b>REVENUE</b>						
<b><u>344 - CENTRAL TIF</u></b>						
<b>40 - TAXES</b>						
344-40100   PROPERTY TAXES	5,842	15,122	122,136	5,586	189,399	82,385
	<b><u>5,842</u></b>	<b><u>15,122</u></b>	<b><u>122,136</u></b>	<b><u>5,586</u></b>	<b><u>189,399</u></b>	<b><u>82,385</u></b>
<b>45 - INVESTMENT INCOME</b>						
344-45000   INVESTMENT INCOME	588	(2,750)	251	100	100	300
	<b><u>588</u></b>	<b><u>(2,750)</u></b>	<b><u>251</u></b>	<b><u>100</u></b>	<b><u>100</u></b>	<b><u>300</u></b>
<b>46 - MISC REVENUES</b>						
344-46900   OTHER MISCELLANEOUS REVENUES	157	678	-	-	-	-
	<b><u>157</u></b>	<b><u>678</u></b>	<b><u>-</u></b>	<b><u>-</u></b>	<b><u>-</u></b>	<b><u>-</u></b>
<b>49 - TRANSFERS IN</b>						
344-49342   TFR FROM TIF 2	69,192	222,737	-	360,000	824,268	321,652
	<b><u>69,192</u></b>	<b><u>222,737</u></b>	<b><u>-</u></b>	<b><u>360,000</u></b>	<b><u>824,268</u></b>	<b><u>321,652</u></b>
<b>344 - CENTRAL TIF TOTAL</b>	<b>75,779</b>	<b>235,788</b>	<b>122,387</b>	<b>365,686</b>	<b>1,013,767</b>	<b>404,337</b>

	FY18 Actual	FY19 Actual	FY20 Actual	FY20 Budget	FY20 Estimate	FY21 Proposed
<b>EXPENSE</b>						
<b><u>34450501 - ECONOMIC DEVELOPMENT</u></b>						
<b>52 - CONTRACTUAL SERVCS</b>						
34450501-52101   LEGAL SERVICES	465	23,072	1,304	15,000	15,000	15,000
34450501-52105   PLANNING SERVICES	384	18,498	-	14,863	14,863	14,863
34450501-52106   ARCHITECTURAL & ENG SERVICES	-	-	-	4,000	4,000	4,000
34450501-52201   BUILDING REPAIR & MAINT	945	1,458	-	10,000	10,000	10,000
34450501-52310   DUES AND MEMBERSHIPS	-	-	150	1,595	1,595	850
34450501-52320   TRAVEL, EDUCATION AND TRAINING	3,994	3,105	1,560	3,892	3,892	4,750
34450501-52410   DEVELOPMENT INCENTIVES	184,282	93,000	62,699	702,525	702,525	140,000
34450501-52420   ED CONTRIBUTION	45,815	27,575	20,815	20,815	20,815	20,815
34450501-52909   ADV/MKTING/PUBLIC EDUCATION	3,718	1,102	-	5,250	5,250	5,250
34450501-52999   OTHER CONTRACTUAL SERVICES	208	5,117	2,281	27,313	27,313	27,313
	<b><u>239,812</u></b>	<b><u>172,926</u></b>	<b><u>88,809</u></b>	<b><u>805,252</u></b>	<b><u>805,252</u></b>	<b><u>242,840</u></b>
<b>53 - CAPITAL OUTLAY</b>						
34450501-53301-40122   HIGHWAY AND STREETS [ GOOSE ALLEY PVMT RECONSTRUCTION ]	-	-	-	-	-	80,000
34450501-53301-40147   HIGHWAY AND STREETS [ WEST GREEN STREET IMPROVEMENT ]	-	-	46,688	50,000	50,000	-
34450501-53305   OTHER CONSTRUCTION	7,991	1,423	-	-	-	-
	<b><u>7,991</u></b>	<b><u>1,423</u></b>	<b><u>46,688</u></b>	<b><u>50,000</u></b>	<b><u>50,000</u></b>	<b><u>80,000</u></b>
<b>59 - INTERFUND &amp; TFR OUT</b>						
34450501-59099   OTHER INTERDEPT CHARGES	-	588	-	-	-	-
	=	<b><u>588</u></b>	=	=	=	=
<b>34450501 - ECONOMIC DEVELOPMENT TOTAL</b>	<b>247,803</b>	<b>174,937</b>	<b>135,497</b>	<b>855,252</b>	<b>855,252</b>	<b>322,840</b>
<b><u>34450504 - PUBLIC ARTS</u></b>						
<b>52 - CONTRACTUAL SERVCS</b>						
34450504-52800   GRANT MISC CONTRACTUAL SERVICE	1,433	-	-	-	-	-
34450504-52909   ADV/MKTING/PUBLIC EDUCATION	2,835	19,127	7,857	22,900	22,900	23,404
34450504-52999   OTHER CONTRACTUAL SERVICES	41,094	52,265	49,250	114,515	114,515	68,643
	<b><u>45,361</u></b>	<b><u>71,392</u></b>	<b><u>57,107</u></b>	<b><u>137,415</u></b>	<b><u>137,415</u></b>	<b><u>92,047</u></b>
<b>34450504 - PUBLIC ARTS TOTAL</b>	<b>45,361</b>	<b>71,392</b>	<b>57,107</b>	<b>137,415</b>	<b>137,415</b>	<b>92,047</b>

	FY18 Actual	FY19 Actual	FY20 Actual	FY20 Budget	FY20 Estimate	FY21 Proposed
<b>EXPENSE</b>						
<b><u>34450501 - ECONOMIC DEVELOPMENT</u></b>						
<b>52 - CONTRACTUAL SERVCS</b>						
34450501-52101   LEGAL SERVICES	465	23,072	1,304	15,000	15,000	15,000
34450501-52105   PLANNING SERVICES	384	18,498	-	14,863	14,863	14,863
34450501-52106   ARCHITECTURAL & ENG SERVICES	-	-	-	4,000	4,000	4,000
34450501-52201   BUILDING REPAIR & MAINT	945	1,458	-	10,000	10,000	10,000
34450501-52310   DUES AND MEMBERSHIPS	-	-	150	1,595	1,595	850
34450501-52320   TRAVEL, EDUCATION AND TRAINING	3,994	3,105	1,560	3,892	3,892	4,750
34450501-52410   DEVELOPMENT INCENTIVES	184,282	93,000	62,699	702,525	702,525	140,000
34450501-52420   ED CONTRIBUTION	45,815	27,575	20,815	20,815	20,815	20,815
34450501-52909   ADV/MKTING/PUBLIC EDUCATION	3,718	1,102	-	5,250	5,250	5,250
34450501-52999   OTHER CONTRACTUAL SERVICES	208	5,117	2,281	27,313	27,313	27,313
	<b><u>239,812</u></b>	<b><u>172,926</u></b>	<b><u>88,809</u></b>	<b><u>805,252</u></b>	<b><u>805,252</u></b>	<b><u>242,840</u></b>
<b>53 - CAPITAL OUTLAY</b>						
34450501-53301-40122   HIGHWAY AND STREETS [ GOOSE ALLEY PVMT RECONSTRUCTION ]	-	-	-	-	-	80,000
34450501-53301-40147   HIGHWAY AND STREETS [ WEST GREEN STREET IMPROVEMENT ]	-	-	46,688	50,000	50,000	-
34450501-53305   OTHER CONSTRUCTION	7,991	1,423	-	-	-	-
	<b><u>7,991</u></b>	<b><u>1,423</u></b>	<b><u>46,688</u></b>	<b><u>50,000</u></b>	<b><u>50,000</u></b>	<b><u>80,000</u></b>
<b>59 - INTERFUND &amp; TFR OUT</b>						
34450501-59099   OTHER INTERDEPT CHARGES	-	588	-	-	-	-
	=	<b><u>588</u></b>	=	=	=	=
<b>34450501 - ECONOMIC DEVELOPMENT TOTAL</b>	<b>247,803</b>	<b>174,937</b>	<b>135,497</b>	<b>855,252</b>	<b>855,252</b>	<b>322,840</b>
<b><u>34450504 - PUBLIC ARTS</u></b>						
<b>52 - CONTRACTUAL SERVCS</b>						
34450504-52800   GRANT MISC CONTRACTUAL SERVICE	1,433	-	-	-	-	-
34450504-52909   ADV/MKTING/PUBLIC EDUCATION	2,835	19,127	7,857	22,900	22,900	23,404
34450504-52999   OTHER CONTRACTUAL SERVICES	41,094	52,265	49,250	114,515	114,515	68,643
	<b><u>45,361</u></b>	<b><u>71,392</u></b>	<b><u>57,107</u></b>	<b><u>137,415</u></b>	<b><u>137,415</u></b>	<b><u>92,047</u></b>
<b>34450504 - PUBLIC ARTS TOTAL</b>	<b>45,361</b>	<b>71,392</b>	<b>57,107</b>	<b>137,415</b>	<b>137,415</b>	<b>92,047</b>



# FUND STATEMENT

## 360 - GENERAL RESERVE FUND

	FY18 Actual	FY19 Actual	FY20 Actual	FY20 Budget	FY20 Estimate	FY21 Proposed
<b>REVENUE</b>						
45 - INVESTMENT INCOME	52,285	98,701	97,109	85,000	85,000	-
49 - TRANSFERS IN	-	-	-	188,339	-	-
	<u>52,285</u>	<u>98,701</u>	<u>97,109</u>	<u>273,339</u>	<u>85,000</u>	=
<b>EXPENSE</b>						
52 - CONTRACTUAL SERVCS	-	-	2,531,912	2,531,913	2,531,913	-
59 - INTERFUND & TFR OUT	-	-	-	-	-	-
	=	=	<u>2,531,912</u>	<u>2,531,913</u>	<u>2,531,913</u>	=
<b>Net Revenue / (Expense)</b>	<b>52,285</b>	<b>98,701</b>	<b>(2,434,803)</b>	<b>(2,258,574)</b>	<b>(2,446,913)</b>	-

<b>Beginning Fund Balance</b>	<b>5,413,750</b>	<b>2,966,837</b>
<b>Ending Fund Balance</b>	<b>2,966,837</b>	<b>2,966,837</b>

This fund holds funds related to the ongoing dispute about hospital property taxes, keeping them separate from other reserves.

	FY18 Actual	FY19 Actual	FY20 Actual	FY20 Budget	FY20 Estimate	FY21 Proposed
<b>REVENUE</b>						
<b><u>360 - GENERAL RESERVE FUND</u></b>						
<b>45 - INVESTMENT INCOME</b>						
360-45000   INVESTMENT INCOME	52,285	98,701	97,109	85,000	85,000	-
	<b><u>52,285</u></b>	<b><u>98,701</u></b>	<b><u>97,109</u></b>	<b><u>85,000</u></b>	<b><u>85,000</u></b>	<b><u>-</u></b>
<b>49 - TRANSFERS IN</b>						
360-49100   TFR FROM GENERAL FUND	-	-	-	188,339	-	-
	<b><u>-</u></b>	<b><u>-</u></b>	<b><u>-</u></b>	<b><u>188,339</u></b>	<b><u>-</u></b>	<b><u>-</u></b>
<b>360 - GENERAL RESERVE FUND TOTAL</b>	<b>52,285</b>	<b>98,701</b>	<b>97,109</b>	<b>273,339</b>	<b>85,000</b>	<b>-</b>

	FY18 Actual	FY19 Actual	FY20 Actual	FY20 Budget	FY20 Estimate	FY21 Proposed
<b>EXPENSE</b>						
<b><u>36060610 - GENERAL RESERVEPAYMENTS</u></b>						
<b>52 - CONTRACTUAL SERVCS</b>						
36060610-52723   OTHER CLAIMS & JUDGMENTS	-	-	2,531,912	2,531,913	2,531,913	-
	=	=	<u>2,531,912</u>	<u>2,531,913</u>	<u>2,531,913</u>	=
<b>36060610 - GENERAL RESERVEPAYMENTS TOTAL</b>	-	-	<b>2,531,912</b>	<b>2,531,913</b>	<b>2,531,913</b>	-

# FUND STATEMENT

## 370 - RETAINED RISK FUND

	FY18 Actual	FY19 Actual	FY20 Actual	FY20 Budget	FY20 Estimate	FY21 Proposed
<b>REVENUE</b>						
45 - INVESTMENT INCOME	22,495	38,981	39,016	35,000	25,000	20,000
46 - MISC REVENUES	10,141	(6,811)	3,580	10,000	4,115	5,000
49 - TRANSFERS IN	760,614	726,539	908,647	1,213,532	1,213,532	759,962
	<b><u>793,249</u></b>	<b><u>758,709</u></b>	<b><u>951,243</u></b>	<b><u>1,258,532</u></b>	<b><u>1,242,647</u></b>	<b><u>784,962</u></b>
<b>EXPENSE</b>						
50 - SALARIES & BENEFITS	52,316	57,116	58	-	-	-
51 - MATERIALS & SUPPLIES	-	1,758	-	2,000	2,000	2,000
52 - CONTRACTUAL SERVCS	1,062,337	865,168	905,292	1,263,852	1,260,352	1,367,175
59 - INTERFUND & TFR OUT	143,000	17,000	-	-	-	-
	<b><u>1,257,653</u></b>	<b><u>941,043</u></b>	<b><u>905,350</u></b>	<b><u>1,265,852</u></b>	<b><u>1,262,352</u></b>	<b><u>1,369,175</u></b>
<b>Net Revenue / (Expense)</b>	<b>(174,025)</b>	<b>(182,333)</b>	<b>45,892</b>	<b>(7,320)</b>	<b>(19,705)</b>	<b>(584,213)</b>

<b>Beginning Fund Balance</b>	<b>2,104,422</b>	<b>2,084,717</b>
<b>Ending Fund Balance</b>	<b>2,084,717</b>	<b>1,500,504</b>

The Retained Risk Fund pays for ongoing costs for insurance, and liability and workers compensation claims, drawing on reserves as needed to pay claims.

	FY18 Actual	FY19 Actual	FY20 Actual	FY20 Budget	FY20 Estimate	FY21 Proposed
<b>REVENUE</b>						
<b><u>370 - RETAINED RISK FUND</u></b>						
<b>45 - INVESTMENT INCOME</b>						
370-45000   INVESTMENT INCOME	22,495	38,981	39,016	35,000	25,000	20,000
	<b><u>22,495</u></b>	<b><u>38,981</u></b>	<b><u>39,016</u></b>	<b><u>35,000</u></b>	<b><u>25,000</u></b>	<b><u>20,000</u></b>
<b>46 - MISC REVENUES</b>						
370-46201   DAMAGE TO CITY PROPERTY	10,141	(6,811)	465	10,000	1,000	5,000
370-46900   OTHER MISCELLANEOUS REVENUES	-	-	3,115	-	3,115	-
	<b><u>10,141</u></b>	<b><u>(6,811)</u></b>	<b><u>3,580</u></b>	<b><u>10,000</u></b>	<b><u>4,115</u></b>	<b><u>5,000</u></b>
<b>49 - TRANSFERS IN</b>						
370-49100   TFR FROM GENERAL FUND	666,536	677,250	870,685	1,162,916	1,162,916	707,949
370-49301   TFR FROM LRC FUND	3,927	4,015	3,086	4,115	4,115	4,229
370-49302   TFR FROM HOME RECYCLING FUND	1,754	1,793	1,378	1,837	1,837	1,888
370-49320   TFR FROM CABLE TV PEG FUND	4,141	4,234	3,328	4,437	4,437	4,560
370-49321   TFR FROM ARMS PROGRAMMING FUND	2,810	2,810	2,160	2,880	2,880	2,960
370-49370   TFR FROM RETAINED RISK FUND	50,000	-	-	-	-	-
370-49500   TFR FROM PARKING FUND	25,520	26,095	20,060	26,747	26,747	27,484
370-49600   TFR FROM EQUIPMENT SERVICES	5,926	6,059	4,658	6,210	6,210	6,381
370-49610   TFR FROM INFORMATION TECH FUND	-	4,283	3,293	4,390	4,390	4,511
	<b><u>760,614</u></b>	<b><u>726,539</u></b>	<b><u>908,647</u></b>	<b><u>1,213,532</u></b>	<b><u>1,213,532</u></b>	<b><u>759,962</u></b>
<b>370 - RETAINED RISK FUND TOTAL</b>	<b>793,249</b>	<b>758,709</b>	<b>951,243</b>	<b>1,258,532</b>	<b>1,242,647</b>	<b>784,962</b>

	FY18 Actual	FY19 Actual	FY20 Actual	FY20 Budget	FY20 Estimate	FY21 Proposed
<b>EXPENSE</b>						
<b><u>37060154 - RETAINED RISK</u></b>						
<b>50 - SALARIES &amp; BENEFITS</b>						
37060154-50156   BONUS	52,316	51,625	50	-	-	-
37060154-50220   FICA AND MEDICARE	-	2,413	3	-	-	-
37060154-50251   IMRF & SURS	-	3,078	5	-	-	-
	<b><u>52,316</u></b>	<b><u>57,116</u></b>	<b><u>58</u></b>	<b><u>=</u></b>	<b><u>=</u></b>	<b><u>=</u></b>
<b>51 - MATERIALS &amp; SUPPLIES</b>						
37060154-51900   OTHER SUPPLIES	-	1,758	-	2,000	2,000	2,000
	<b><u>=</u></b>	<b><u>1,758</u></b>	<b><u>=</u></b>	<b><u>2,000</u></b>	<b><u>2,000</u></b>	<b><u>2,000</u></b>
<b>52 - CONTRACTUAL SERVCS</b>						
37060154-52199   OTHER PROFESSIONAL SERVICES	43,333	32,500	19,542	37,000	33,500	35,175
37060154-52320   TRAVEL, EDUCATION AND TRAINING	-	-	-	2,000	2,000	2,000
37060154-52710   INSURANCE PREMIUM	365,457	351,858	362,533	380,000	380,000	380,000
37060154-52721   WORKER'S COMP CLAIMS	326,043	397,905	381,748	649,852	649,852	750,000
37060154-52722   LIABILITY CLAIMS	609,882	82,721	141,469	195,000	195,000	200,000
37060154-52999   OTHER CONTRACTUAL SERVICES	8,000	184	-	-	-	-
	<b><u>1,062,337</u></b>	<b><u>865,168</u></b>	<b><u>905,292</u></b>	<b><u>1,263,852</u></b>	<b><u>1,260,352</u></b>	<b><u>1,367,175</u></b>
<b>59 - INTERFUND &amp; TFR OUT</b>						
37060154-59200   TFR TO CA RECL & IMPR FUND	93,000	17,000	-	-	-	-
37060154-59370   TFR TO RETAINED RISK FUND	50,000	-	-	-	-	-
	<b><u>143,000</u></b>	<b><u>17,000</u></b>	<b><u>=</u></b>	<b><u>=</u></b>	<b><u>=</u></b>	<b><u>=</u></b>
<b>37060154 - RETAINED RISK TOTAL</b>	<b>1,257,653</b>	<b>941,043</b>	<b>905,350</b>	<b>1,265,852</b>	<b>1,262,352</b>	<b>1,369,175</b>

# FUND STATEMENT

## 500 - PARKING FUND

	FY18 Actual	FY19 Actual	FY20 Actual	FY20 Budget	FY20 Estimate	FY21 Proposed
<b>REVENUE</b>						
44 - CHARGES FOR SERVICE	1,361,746	1,529,314	1,195,443	1,477,000	1,477,000	1,509,296
45 - INVESTMENT INCOME	19,436	34,205	39,029	22,000	22,000	22,880
	<b><u>1,381,182</u></b>	<b><u>1,563,519</u></b>	<b><u>1,234,472</u></b>	<b><u>1,499,000</u></b>	<b><u>1,499,000</u></b>	<b><u>1,532,176</u></b>
<b>EXPENSE</b>						
50 - SALARIES & BENEFITS	218,701	203,508	176,918	215,462	214,769	231,042
51 - MATERIALS & SUPPLIES	47,640	20,793	12,375	77,638	77,638	73,324
52 - CONTRACTUAL SERVCS	211,535	275,943	167,411	344,835	344,835	354,322
53 - CAPITAL OUTLAY	186,197	5,832	1,458	612,188	612,188	51,000
54 - DEBT SERVICE	-	-	-	-	-	-
59 - INTERFUND & TFR OUT	944,754	1,020,795	786,895	1,062,689	1,062,689	1,088,590
	<b><u>1,616,127</u></b>	<b><u>1,526,871</u></b>	<b><u>1,145,058</u></b>	<b><u>2,312,812</u></b>	<b><u>2,312,119</u></b>	<b><u>1,798,278</u></b>
<b>Net Revenue / (Expense)</b>	<b><u>(491,749)</u></b>	<b><u>36,648</u></b>	<b><u>89,414</u></b>	<b><u>(813,812)</u></b>	<b><u>(813,119)</u></b>	<b><u>(266,102)</u></b>

<b>Beginning Fund Balance</b>	<b>1,601,761</b>	<b>788,642</b>
<b>Ending Fund Balance</b>	<b>788,642</b>	<b>522,540</b>

The Parking Fund receives meter revenues and parking rental receipts. Expenditures to maintain the parking system are included in this fund.

	FY18 Actual	FY19 Actual	FY20 Actual	FY20 Budget	FY20 Estimate	FY21 Proposed
<b>REVENUE</b>						
<b><u>500 - PARKING FUND</u></b>						
<b>44 - CHARGES FOR SERVICE</b>						
500-44410   PARKING METERS	1,129,060	1,292,848	1,013,722	1,250,000	1,250,000	1,277,500
500-44420   PARKING RENTALS	221,886	225,667	174,521	218,000	218,000	222,796
500-44505   PROPERTY RENTAL	10,800	10,800	7,200	9,000	9,000	9,000
	<b><u>1,361,746</u></b>	<b><u>1,529,314</u></b>	<b><u>1,195,443</u></b>	<b><u>1,477,000</u></b>	<b><u>1,477,000</u></b>	<b><u>1,509,296</u></b>
<b>45 - INVESTMENT INCOME</b>						
500-45000   INVESTMENT INCOME	19,436	34,205	39,029	22,000	22,000	22,880
	<b><u>19,436</u></b>	<b><u>34,205</u></b>	<b><u>39,029</u></b>	<b><u>22,000</u></b>	<b><u>22,000</u></b>	<b><u>22,880</u></b>
<b>500 - PARKING FUND TOTAL</b>	<b>1,381,182</b>	<b>1,563,519</b>	<b>1,234,472</b>	<b>1,499,000</b>	<b>1,499,000</b>	<b>1,532,176</b>



	FY18 Actual	FY19 Actual	FY20 Actual	FY20 Budget	FY20 Estimate	FY21 Proposed
<b>EXPENSE</b>						
<b>50040412 - PARKING SYSTEM</b>						
<b>50 - SALARIES &amp; BENEFITS</b>						
50040412-50110   SALARY - REGULAR EMPLOYEES	107,976	113,758	100,578	127,393	127,393	143,015
50040412-50120   SALARY - TEMPORARY EMPLOYEES	13,994	2,682	-	2,574	2,574	3,120
50040412-50131   REGULAR OVERTIME	6,172	3,407	-	1,023	1,023	1,052
50040412-50156   BONUS	-	5,000	-	-	-	-
50040412-50210   INSURANCE	13,875	14,202	11,578	16,931	16,931	16,419
50040412-50220   FICA AND MEDICARE	9,561	9,477	7,434	9,943	9,943	11,183
50040412-50230   EMPLOYEE ALLOWANCES	-	1,300	653	1,365	653	1,403
50040412-50240   RHS CONTRIBUTION	-	-	52	86	52	128
50040412-50251   IMRF & SURS	44,510	13,221	10,274	13,237	13,237	18,532
	<b>180,444</b>	<b>163,048</b>	<b>130,571</b>	<b>172,552</b>	<b>171,806</b>	<b>194,852</b>
<b>51 - MATERIALS &amp; SUPPLIES</b>						
50040412-51100   OFFICE SUPPLIES	(9)	149	128	217	217	222
50040412-51310   CONSTRUCTION MATERIALS	-	-	-	723	723	738
50040412-51340   SALT	11,938	-	2,040	12,207	12,207	12,452
50040412-51410   SMALL TOOLS & EQUIPMENT	15,315	7,146	5,344	35,916	35,916	30,707
50040412-51500   SHARED IT COSTS	3,180	-	-	-	-	-
50040412-51900   OTHER SUPPLIES	7,111	8,035	4,123	17,877	17,877	18,271
	<b>37,545</b>	<b>15,331</b>	<b>11,635</b>	<b>66,940</b>	<b>66,940</b>	<b>62,390</b>
<b>52 - CONTRACTUAL SERVCES</b>						
50040412-52102   TECHNOLOGY SERVICES	26,069	32,871	26,486	30,000	30,000	35,660
50040412-52104   DISPOSAL & RECYCLING SERVICES	3,071	7,203	5,171	11,680	11,680	11,937
50040412-52107   REAL ESTATE SERVICES	2,642	2,770	2,822	2,812	2,812	2,874
50040412-52199   OTHER PROFESSIONAL SERVICES	-	-	-	7,669	7,669	7,838
50040412-52202   EQUIPMENT REPAIR & MAINT	1,500	1,295	-	5,711	5,711	3,727
50040412-52205   H/W & S/W MAINTENANCE	1,906	43,936	39,632	73,588	73,588	75,207
50040412-52310   DUES AND MEMBERSHIPS	-	336	-	723	723	739
50040412-52320   TRAVEL, EDUCATION AND TRAINING	-	-	-	340	340	1,348
50040412-52600   UTILITIES	35,625	36,563	3,065	36,747	36,747	37,556
50040412-52905   EQUIPMENT RENTAL	-	-	-	1,033	1,033	1,056
50040412-52907   CREDIT CARD & BANK FEES	70,958	103,276	77,790	90,645	90,645	90,645
50040412-52999   OTHER CONTRACTUAL SERVICES	4,621	6,238	1,489	8,186	8,186	8,367
	<b>146,393</b>	<b>234,488</b>	<b>156,454</b>	<b>269,134</b>	<b>269,134</b>	<b>276,954</b>
<b>53 - CAPITAL OUTLAY</b>						
50040412-53200   BUILDING	(14,580)	-	-	-	-	-
50040412-53200-40700   BUILDING [ PARKING GARAGE REHAB ]	7,290	5,832	1,458	62,188	62,188	51,000
50040412-53302   LIGHTING AND SIGNALS	(945,876)	-	-	-	-	-
50040412-53302-40602   LIGHTING AND SIGNALS [ CAMPUS LIGHTING IMPROVEMENT ]	458,751	-	-	-	-	-
50040412-53305-40701   OTHER CONSTRUCTION [ METER INFRASTRUCTURE ]	-	-	-	250,000	250,000	-
50040412-53305-40900   OTHER CONSTRUCTION [ PARKING LOT MAINTENANCE ]	-	-	-	300,000	300,000	-
50040412-53900   DEPRECIATION	415,348	-	-	-	-	-
	<b>193,487</b>	<b>5,832</b>	<b>1,458</b>	<b>612,188</b>	<b>612,188</b>	<b>51,000</b>
<b>59 - INTERFUND &amp; TFR OUT</b>						
50040412-59100   TFR TO GENERAL FUND	810,481	878,717	675,514	900,685	900,685	925,454
50040412-59300   TFR TO VERF FUND	-	-	2,131	2,841	2,841	3,519
50040412-59370   TFR TO RETAINED RISK FUND	13,893	14,206	10,921	14,561	14,561	14,962
50040412-59600   TFR TO EQUIPMENT SERVICES	70,645	59,169	49,339	80,075	80,075	79,423
50040412-59610   TFR TO INFORMATION TECH FUND	-	18,377	4,154	5,880	5,880	8,173
	<b>895,019</b>	<b>970,469</b>	<b>742,058</b>	<b>1,004,042</b>	<b>1,004,042</b>	<b>1,031,531</b>
<b>50040412 - PARKING SYSTEM TOTAL</b>	<b>1,452,887</b>	<b>1,389,167</b>	<b>1,042,175</b>	<b>2,124,856</b>	<b>2,124,110</b>	<b>1,616,727</b>

	<b>FY18 Actual</b>	<b>FY19 Actual</b>	<b>FY20 Actual</b>	<b>FY20 Budget</b>	<b>FY20 Estimate</b>	<b>FY21 Proposed</b>
<b><u>50040413 - PARKING GARAGE OPERATIONS</u></b>						
<b>50 - SALARIES &amp; BENEFITS</b>						
50040413-50110   SALARY - REGULAR EMPLOYEES	31,093	32,956	37,384	32,783	32,783	26,426
50040413-50131   REGULAR OVERTIME	-	45	-	2,403	2,403	2,470
50040413-50210   INSURANCE	1,802	1,194	1,977	1,809	1,809	1,865
50040413-50220   FICA AND MEDICARE	2,245	2,562	2,937	2,508	2,508	2,023
50040413-50240   RHS CONTRIBUTION	327	83	52	-	52	54
50040413-50251   IMRF & SURS	2,675	3,621	3,997	3,407	3,407	3,352
	<b><u>38,142</u></b>	<b><u>40,460</u></b>	<b><u>46,348</u></b>	<b><u>42,910</u></b>	<b><u>42,962</u></b>	<b><u>36,190</u></b>
<b>51 - MATERIALS &amp; SUPPLIES</b>						
50040413-51900   OTHER SUPPLIES	10,105	5,462	740	10,698	10,698	10,934
	<b><u>10,105</u></b>	<b><u>5,462</u></b>	<b><u>740</u></b>	<b><u>10,698</u></b>	<b><u>10,698</u></b>	<b><u>10,934</u></b>
<b>52 - CONTRACTUAL SERVCs</b>						
50040413-52203   MAINTENANCE AGREEMENTS	42,278	19,071	10,191	47,632	47,632	48,680
50040413-52299   OTHER MAINT COSTS	-	-	341	3,222	3,222	3,293
50040413-52320   TRAVEL, EDUCATION AND TRAINING	-	-	-	537	537	549
50040413-52600   UTILITIES	22,220	22,220	-	22,720	22,720	23,220
50040413-52909   ADV/MKTING/PUBLIC EDUCATION	86	-	-	857	857	876
50040413-52999   OTHER CONTRACTUAL SERVICES	558	165	426	733	733	750
	<b><u>65,143</u></b>	<b><u>41,455</u></b>	<b><u>10,957</u></b>	<b><u>75,701</u></b>	<b><u>75,701</u></b>	<b><u>77,368</u></b>
<b>59 - INTERFUND &amp; TFR OUT</b>						
50040413-59100   TFR TO GENERAL FUND	36,976	37,808	29,065	38,753	38,753	39,819
50040413-59370   TFR TO RETAINED RISK FUND	11,627	11,889	9,140	12,186	12,186	12,522
50040413-59600   TFR TO EQUIPMENT SERVICES	1,132	629	1,337	969	969	1,269
50040413-59610   TFR TO INFORMATION TECH FUND	-	-	5,296	6,739	6,739	3,449
	<b><u>49,735</u></b>	<b><u>50,326</u></b>	<b><u>44,837</u></b>	<b><u>58,647</u></b>	<b><u>58,647</u></b>	<b><u>57,059</u></b>
<b>50040413 - PARKING GARAGE OPERATIONS TOTAL</b>	<b>163,124</b>	<b>137,703</b>	<b>102,882</b>	<b>187,956</b>	<b>188,008</b>	<b>181,551</b>

# FUND STATEMENT

## 600 - EQUIPMENT SERVICES FUND

	FY18 Actual	FY19 Actual	FY20 Actual	FY20 Budget	FY20 Estimate	FY21 Proposed
<b>REVENUE</b>						
44 - CHARGES FOR SERVICE	953,214	850,358	664,894	-	-	-
45 - INVESTMENT INCOME	2,779	6,127	7,558	1,023	1,023	1,064
46 - MISC REVENUES	-	(4)	-	-	-	-
49 - TRANSFERS IN	-	-	-	1,088,282	1,088,282	1,069,408
	<b><u>955,993</u></b>	<b><u>856,480</u></b>	<b><u>672,452</u></b>	<b><u>1,089,305</u></b>	<b><u>1,089,305</u></b>	<b><u>1,070,472</u></b>
<b>EXPENSE</b>						
50 - SALARIES & BENEFITS	382,327	290,958	307,777	367,621	367,694	403,034
51 - MATERIALS & SUPPLIES	376,418	398,544	268,824	443,923	468,923	477,631
52 - CONTRACTUAL SERVCS	75,966	125,218	106,587	173,083	148,083	157,971
53 - CAPITAL OUTLAY	12,583	16,168	8,292	49,072	49,072	35,700
59 - INTERFUND & TFR OUT	13,029	18,160	17,153	19,663	19,663	19,000
	<b><u>860,324</u></b>	<b><u>849,047</u></b>	<b><u>708,633</u></b>	<b><u>1,053,362</u></b>	<b><u>1,053,435</u></b>	<b><u>1,093,336</u></b>
<b>Net Revenue / (Expense)</b>	<b>124,683</b>	<b>7,433</b>	<b>(36,181)</b>	<b>35,943</b>	<b>35,870</b>	<b>(22,864)</b>
				<b>Beginning Fund Balance</b>	<b>332,109</b>	<b>367,979</b>
				<b>Ending Fund Balance</b>	<b>367,979</b>	<b>345,115</b>

The Equipment Services Fund provides maintenance for City vehicles and equipment, and charges user departments a fee for those services.

	FY18 Actual	FY19 Actual	FY20 Actual	FY20 Budget	FY20 Estimate	FY21 Proposed
<b>REVENUE</b>						
<b><u>600 - EQUIPMENT SERVICES FUND</u></b>						
<b>44 - CHARGES FOR SERVICE</b>						
600-44120   FLEET CHARGES	953,214	850,358	664,894	-	-	-
	<b><u>953,214</u></b>	<b><u>850,358</u></b>	<b><u>664,894</u></b>	<b><u>-</u></b>	<b><u>-</u></b>	<b><u>-</u></b>
<b>45 - INVESTMENT INCOME</b>						
600-45000   INVESTMENT INCOME	2,779	6,127	7,558	1,023	1,023	1,064
	<b><u>2,779</u></b>	<b><u>6,127</u></b>	<b><u>7,558</u></b>	<b><u>1,023</u></b>	<b><u>1,023</u></b>	<b><u>1,064</u></b>
<b>49 - TRANSFERS IN</b>						
600-49100   TFR FROM GENERAL FUND	-	-	-	924,657	924,657	909,927
600-49301   TFR FROM LRC FUND	-	-	-	72,825	72,825	66,757
600-49302   TFR FROM HOME RECYCLING FUND	-	-	-	-	-	1,000
600-49310   TFR FROM NARCOTICS FORFEITURES	-	-	-	9,530	9,530	10,168
600-49500   TFR FROM PARKING FUND	-	-	-	81,044	81,044	80,692
600-49610   TFR FROM INFORMATION TECH FUND	-	-	-	226	226	864
	<b><u>-</u></b>	<b><u>-</u></b>	<b><u>-</u></b>	<b><u>1,088,282</u></b>	<b><u>1,088,282</u></b>	<b><u>1,069,408</u></b>
<b>600 - EQUIPMENT SERVICES FUND TOTAL</b>	<b>955,993</b>	<b>856,480</b>	<b>672,452</b>	<b>1,089,305</b>	<b>1,089,305</b>	<b>1,070,472</b>

	FY18 Actual	FY19 Actual	FY20 Actual	FY20 Budget	FY20 Estimate	FY21 Proposed
<b>EXPENSE</b>						
<b>60040460 - EQUIPMENT SERVICES</b>						
<b>50 - SALARIES &amp; BENEFITS</b>						
60040460-50110   SALARY - REGULAR EMPLOYEES	258,959	214,549	237,085	258,486	258,486	296,519
60040460-50120   SALARY - TEMPORARY EMPLOYEES	4,476	956	-	-	-	-
60040460-50131   REGULAR OVERTIME	6,590	3,378	1,710	15,491	15,491	15,918
60040460-50156   BONUS	-	5,000	-	-	-	-
60040460-50210   INSURANCE	34,799	26,224	24,341	45,582	45,582	28,728
60040460-50220   FICA AND MEDICARE	19,995	16,113	17,666	19,774	19,774	22,689
60040460-50230   EMPLOYEE ALLOWANCES	-	700	1,400	1,432	1,400	1,472
60040460-50240   RHS CONTRIBUTION	840	856	105	-	105	107
60040460-50251   IMRF & SURS	81,507	23,183	25,471	26,856	26,856	37,601
	<b><u>382,327</u></b>	<b><u>290,958</u></b>	<b><u>307,777</u></b>	<b><u>367,621</u></b>	<b><u>367,694</u></b>	<b><u>403,034</u></b>
<b>51 - MATERIALS &amp; SUPPLIES</b>						
60040460-51200   PUBLICATIONS	-	-	-	275	275	282
60040460-51320   REPAIR & MAINTENANCE MATERIALS	147,168	171,277	100,996	194,282	219,282	219,900
60040460-51330   FUEL	209,683	204,277	155,596	232,040	232,040	239,741
60040460-51410   SMALL TOOLS & EQUIPMENT	4,624	4,785	3,950	5,841	5,841	5,970
60040460-51500   SHARED IT COSTS	1,571	-	-	-	-	-
60040460-51900   OTHER SUPPLIES	9,900	18,204	8,282	11,485	11,485	11,738
	<b><u>372,947</u></b>	<b><u>398,544</u></b>	<b><u>268,824</u></b>	<b><u>443,923</u></b>	<b><u>468,923</u></b>	<b><u>477,631</u></b>
<b>52 - CONTRACTUAL SERVCS</b>						
60040460-52102   TECHNOLOGY SERVICES	-	-	5,947	29,000	29,000	12,264
60040460-52104   DISPOSAL & RECYCLING SERVICES	1,618	1,279	1,199	3,036	3,036	3,103
60040460-52202   EQUIPMENT REPAIR & MAINT	65,245	113,705	91,742	124,524	99,524	121,714
60040460-52205   H/W & S/W MAINTENANCE	4,028	5,886	3,544	10,327	10,327	10,555
60040460-52310   DUES AND MEMBERSHIPS	255	-	-	500	500	511
60040460-52320   TRAVEL, EDUCATION AND TRAINING	1,089	345	2,104	2,690	2,690	6,750
60040460-52600   UTILITIES	797	851	-	206	206	211
60040460-52902   POSTAGE & PRINTING	-	396	97	775	775	793
60040460-52999   OTHER CONTRACTUAL SERVICES	2,935	2,755	1,954	2,025	2,025	2,070
	<b><u>75,966</u></b>	<b><u>125,218</u></b>	<b><u>106,587</u></b>	<b><u>173,083</u></b>	<b><u>148,083</u></b>	<b><u>157,971</u></b>
<b>53 - CAPITAL OUTLAY</b>						
60040460-53410   MACHINERY	4,938	16,168	8,292	49,072	49,072	35,700
60040460-53900   DEPRECIATION	15,290	-	-	-	-	-
	<b><u>20,228</u></b>	<b><u>16,168</u></b>	<b><u>8,292</u></b>	<b><u>49,072</u></b>	<b><u>49,072</u></b>	<b><u>35,700</u></b>
<b>59 - INTERFUND &amp; TFR OUT</b>						
60040460-59370   TFR TO RETAINED RISK FUND	5,926	6,059	4,658	6,210	6,210	6,381
60040460-59600   TFR TO EQUIPMENT SERVICES	7,103	4,061	2,752	-	-	-
60040460-59610   TFR TO INFORMATION TECH FUND	-	8,040	9,744	13,453	13,453	12,619
	<b><u>13,029</u></b>	<b><u>18,160</u></b>	<b><u>17,153</u></b>	<b><u>19,663</u></b>	<b><u>19,663</u></b>	<b><u>19,000</u></b>
<b>60040460 - EQUIPMENT SERVICES TOTAL</b>	<b>860,324</b>	<b>849,047</b>	<b>708,633</b>	<b>1,053,362</b>	<b>1,053,435</b>	<b>1,093,336</b>

# FUND STATEMENT

## 610 - INFORMATION TECHNOLOGY FUND

	FY18 Actual	FY19 Actual	FY20 Actual	FY20 Budget	FY20 Estimate	FY21 Proposed
<b>REVENUE</b>						
41 - INTERGOV. REVENUES	-	57,320	47,477	46,303	46,303	46,303
45 - INVESTMENT INCOME	-	1,116	4,066	1,534	1,534	1,596
46 - MISC REVENUES	-	-	1,054	-	-	-
49 - TRANSFERS IN	-	968,051	663,332	896,987	896,987	797,187
	=	<b><u>1,026,486</u></b>	<b><u>715,929</u></b>	<b><u>944,824</u></b>	<b><u>944,824</u></b>	<b><u>845,086</u></b>
<b>EXPENSE</b>						
50 - SALARIES & BENEFITS	-	576,766	505,068	637,860	637,860	534,070
51 - MATERIALS & SUPPLIES	-	21,674	48,465	51,119	51,119	82,607
52 - CONTRACTUAL SERVCS	-	88,839	162,287	291,896	265,247	104,977
53 - CAPITAL OUTLAY	-	14,284	6,991	30,000	30,000	40,000
59 - INTERFUND & TFR OUT	-	15,817	8,223	10,240	10,240	15,269
	=	<b><u>717,381</u></b>	<b><u>731,035</u></b>	<b><u>1,021,115</u></b>	<b><u>994,466</u></b>	<b><u>776,923</u></b>
<b>Net Revenue / (Expense)</b>	-	<b>309,105</b>	<b>(15,106)</b>	<b>(76,291)</b>	<b>(49,642)</b>	<b>68,163</b>

<b>Beginning Fund Balance</b>	<b>309,105</b>	<b>259,463</b>
<b>Ending Fund Balance</b>	<b>259,463</b>	<b>327,626</b>

The Information Technology Fund pays salaries for IT staff and citywide IT-related expenditures. This fund was created in order to more accurately allocate costs for these services.

	FY18 Actual	FY19 Actual	FY20 Actual	FY20 Budget	FY20 Estimate	FY21 Proposed
<b>REVENUE</b>						
<b>610 - INFORMATION TECHNOLOGY</b>						
<b>41 - INTERGOV. REVENUES</b>						
610-41601   INFORMATION SERVICES CONTRACTS	-	57,320	47,477	46,303	46,303	46,303
	=	<b>57,320</b>	<b>47,477</b>	<b>46,303</b>	<b>46,303</b>	<b>46,303</b>
<b>45 - INVESTMENT INCOME</b>						
610-45000   INVESTMENT INCOME	-	1,116	4,066	1,534	1,534	1,596
	=	<b>1,116</b>	<b>4,066</b>	<b>1,534</b>	<b>1,534</b>	<b>1,596</b>
<b>46 - MISC REVENUES</b>						
610-46290   OTHER REIMBURSEMENTS	-	-	1,054	-	-	-
	=	=	<b>1,054</b>	=	=	=
<b>49 - TRANSFERS IN</b>						
610-49100   TFR FROM GENERAL FUND	-	863,386	600,030	802,427	815,202	713,401
610-49301   TFR FROM LRC FUND	-	7,734	3,308	4,400	4,400	4,270
610-49302   TFR FROM HOME RECYCLING FUND	-	3,829	3,671	4,789	4,789	4,161
610-49310   TFR FROM NARCOTICS FORFEITURES	-	250	-	250	250	250
610-49320   TFR FROM CABLE TV PEG FUND	-	32,925	11,437	14,627	14,627	15,307
610-49321   TFR FROM ARMS PROGRAMMING FUND	-	33,510	22,055	26,511	26,511	29,019
610-49330   TFR FROM CD SPECIAL FUND	-	-	-	12,775	-	-
610-49332   TFR FROM FARMERS MARKET FUND	-	-	3,638	5,136	5,136	6,538
610-49500   TFR FROM PARKING FUND	-	18,377	9,450	12,619	12,619	11,622
610-49600   TFR FROM EQUIPMENT SERVICES	-	8,040	9,744	13,453	13,453	12,619
	=	<b>968,051</b>	<b>663,332</b>	<b>896,987</b>	<b>896,987</b>	<b>797,187</b>
<b>610 - INFORMATION TECHNOLOGY TOTAL</b>	-	<b>1,026,486</b>	<b>715,929</b>	<b>944,824</b>	<b>944,824</b>	<b>845,086</b>

	FY18 Actual	FY19 Actual	FY20 Actual	FY20 Budget	FY20 Estimate	FY21 Proposed
<b>EXPENSE</b>						
<b>61010106 - IT</b>						
<b>50 - SALARIES &amp; BENEFITS</b>						
61010106-50110   SALARY - REGULAR EMPLOYEES	-	440,753	286,699	368,787	368,787	304,272
61010106-50120   SALARY - TEMPORARY EMPLOYEES	-	-	42,256	35,091	35,091	29,472
61010106-50160   SEPARATION PAY	-	-	78,356	88,203	88,203	90,629
61010106-50210   INSURANCE	-	49,949	30,716	60,639	60,639	38,331
61010106-50220   FICA AND MEDICARE	-	32,897	29,233	36,469	36,469	25,536
61010106-50230   EMPLOYEE ALLOWANCES	-	-	660	720	720	1,472
61010106-50240   RHS CONTRIBUTION	-	5,845	3,561	4,216	4,216	2,036
61010106-50251   IMRF & SURS	-	47,322	33,587	43,735	43,735	42,322
	=	<b>576,766</b>	<b>505,068</b>	<b>637,860</b>	<b>637,860</b>	<b>534,070</b>
<b>51 - MATERIALS &amp; SUPPLIES</b>						
61010106-51100   OFFICE SUPPLIES	-	-	811	818	818	836
61010106-51101   COPIER SUPPLIES	-	6,498	4,371	8,000	8,000	8,176
61010106-51200   PUBLICATIONS	-	-	-	51	51	-
61010106-51410   SMALL TOOLS & EQUIPMENT	-	4,346	36,128	32,250	32,250	63,375
61010106-51900   OTHER SUPPLIES	-	10,831	7,155	10,000	10,000	10,220
	=	<b>21,674</b>	<b>48,465</b>	<b>51,119</b>	<b>51,119</b>	<b>82,607</b>
<b>52 - CONTRACTUAL SERVCs</b>						
61010106-52102   TECHNOLOGY SERVICES	-	6,711	10,503	73,500	48,400	19,200
61010106-52199   OTHER PROFESSIONAL SERVICES	-	4,506	4,623	5,000	4,000	11,200
61010106-52203   MAINTENANCE AGREEMENTS	-	17,967	18,219	19,260	19,260	18,583
61010106-52205   H/W & S/W MAINTENANCE	-	46,928	96,482	149,532	149,532	10,000
61010106-52206   COPIER MAINTENANCE AGREEMENTS	-	3,988	3,074	4,057	4,057	4,147
61010106-52310   DUES AND MEMBERSHIPS	-	200	200	200	200	200
61010106-52320   TRAVEL, EDUCATION AND TRAINING	-	1,461	2,384	2,500	3,500	4,550
61010106-52600   UTILITIES	-	1,805	26,802	36,298	36,298	37,097
61010106-52999   OTHER CONTRACTUAL SERVICES	-	5,274	-	1,549	-	-
	=	<b>88,839</b>	<b>162,287</b>	<b>291,896</b>	<b>265,247</b>	<b>104,977</b>
<b>53 - CAPITAL OUTLAY</b>						
61010106-53305   OTHER CONSTRUCTION	-	10,137	-	-	-	-
61010106-53440   OTHER EQUIPMENT	-	4,147	6,991	30,000	30,000	40,000
	=	<b>14,284</b>	<b>6,991</b>	<b>30,000</b>	<b>30,000</b>	<b>40,000</b>
<b>59 - INTERFUND &amp; TFR OUT</b>						
61010106-59300   TFR TO VERF FUND	-	10,228	4,218	5,624	5,624	9,894
61010106-59370   TFR TO RETAINED RISK FUND	-	4,283	3,293	4,390	4,390	4,511
61010106-59600   TFR TO EQUIPMENT SERVICES	-	1,306	713	226	226	864
	=	<b>15,817</b>	<b>8,223</b>	<b>10,240</b>	<b>10,240</b>	<b>15,269</b>
<b>61010106 - IT TOTAL</b>	-	<b>717,381</b>	<b>731,035</b>	<b>1,021,115</b>	<b>994,466</b>	<b>776,923</b>



# BUDGETED POSITIONS FY2021

<u>Org Unit</u>	<u>Position</u>	<u>Budgeted FTEs</u>
<b>10005140</b>	<b>City Clerk</b>	
	City Clerk	1.0000
	Admin Assistant III	1.0000
	Admin Assistant II	<u>1.0000</u>
		<u>3.0000</u>
<b>10010101</b>	<b>Mayor / City Administrator</b>	
	Mayor	1.0000
	City Administrator	1.0000
	Integrated Strategy Development Advisor *	1.0000
	Executive Assistant to Mayor & City Administrator	1.0000
	Community Outreach Coordinator	1.0000
	Management Analyst	<u>0.5000</u>
		<u>5.5000</u>
	* position ends 6/30/2023	
<b>10010103</b>	<b>Legal Division</b>	
	City Attorney	1.0000
	Assistant City Attorney	1.0000
	Administrative Assistant	<u>1.5000</u>
		<u>3.5000</u>
<b>10010107</b>	<b>UPTV</b>	
	UPTV Station Manager	1.0000
	UPTV Production Assistant 2 (Temp)	0.4500
	Camera Operators (Temp)	<u>0.2250</u>
		<u>1.6750</u>
<b>10010110</b>	<b>Public Communications</b>	
	Communications Specialist	<u>0.5000</u>

<u>Org Unit</u>	<u>Position</u>	<u>Budgeted FTEs</u>
<b>10015150</b>	<b>Finance Administration</b>	
	Human Resources & Finance Director / CFO	1.0000
	Administrative Assistant	1.0000
	Senior Financial Analyst / Budget Coordinator	<u>1.0000</u>
		<u>3.0000</u>
<b>10015151</b>	<b>Administrative Services</b>	
	Administrative Services Manager	1.0000
	Customer Service Account Clerk	<u>2.0000</u>
		<u>3.0000</u>
<b>10015152</b>	<b>Financial Services</b>	
	Financial Services Manager	1.0000
	Staff Accountant	1.0000
	Financial Services Coordinator	1.0000
	Financial Services Specialist	1.0000
	Financial Services Associate	<u>0.2500</u>
		<u>4.2500</u>
<b>10015153</b>	<b>Parking Enforcement</b>	
	Parking Enforcement Officer II	1.0000
	Parking Enforcement Officer I	<u>3.0000</u>
		<u>4.0000</u>
<b>10010155</b>	<b>Human Resources</b>	
	Human Resources Manager	1.0000
	Labor & Employee Relations Manager / Attorney	1.0000
	HR Generalist	1.0000
	Benefits Coordinator II	<u>1.0000</u>
		<u>4.0000</u>
<b>10010156</b>	<b>Human Relations</b>	
	Human Relations Officer	<u>0.4750</u>
		<u>0.4750</u>

<u>Org Unit</u>	<u>Position</u>	<u>Budgeted FTEs</u>
<b>10020200</b>	<b>Police Administration</b>	
	Police Chief	1.0000
	Deputy Police Chief	1.0000
	Admin Assistant III	<u>1.0000</u>
		<u>3.0000</u>
<b>10010201</b>	<b>Police Patrol</b>	
	Police Lieutenant	2.0000
	Police Sergeant	10.0000
	Police Officer	34.0000
	K-9 Officer	<u>1.0000</u>
		<u>47.0000</u>
<b>10010202</b>	<b>Police Criminal Investigations</b>	
	Police Lieutenant	1.0000
	Police Sergeant	1.0000
	Police Investigator	5.6000
	Financial / Crime Scene Investigator	1.0000
	Evidence / Photo Tech	1.0000
	Assistant to Investigations Lieutenant	<u>1.0000</u>
		<u>10.6000</u>
<b>10020203</b>	<b>Police Support Services</b>	
	Police Lieutenant	1.0000
	Assistant to Services Lieutenant	1.0000
	Crime Analyst II	1.0000
	FOIA Specialist	1.0000
	Police Services Coordinator	1.0000
	Police Services Representative	5.0000
	Expungement Staff * (Temp)	<u>1.3149</u>
		<u>11.3149</u>
	* end 6/30/2021	
<b>10020204</b>	<b>Animal Control</b>	
	Animal Control Officer / Community Liaison	<u>1.0000</u>
<b>10020211</b>	<b>School Resources Officer</b>	
	School Resources Officer	<u>2.0000</u>
		<u>2.0000</u>

<u>Org Unit</u>	<u>Position</u>	<u>Budgeted FTEs</u>
<b>10030300</b>	<b>Fire Operations</b>	
	Fire Division Chief	3.0000
	Fire Captain	3.0000
	Fire Lieutenant	12.0000
	Fire Engineer	15.0000
	Firefighter	<u>22.0000</u>
		<u>55.0000</u>
<b>10030301</b>	<b>Fire Administration</b>	
	Fire Chief	1.0000
	Deputy Fire Chief	1.0000
	Administrative Assistant	<u>1.0000</u>
		<u>3.0000</u>
<b>10030302</b>	<b>Fire Prevention</b>	
	Fire Inspector	0.5000
	Prevention / Education Officer	<u>1.0000</u>
		<u>1.5000</u>
<b>10040400</b>	<b>Public Works Administration</b>	
	Public Works Director	1.0000
	Administrative Services Coordinator	1.0000
	Admin Assistant II	<u>2.0000</u>
		<u>4.0000</u>
<b>10040401</b>	<b>Urban Forestry</b>	
	Deputy Public Works Director for Operations	0.0500
	Arbor Maintenance Worker	1.0000
	City Arborist / Arbor Supervisor	0.3300
	Arborist	2.0000
	Seasonal Arbor (Temp)	<u>0.6500</u>
		<u>4.0300</u>
<b>10040402</b>	<b>Landscape Management</b>	
	Deputy Public Works Director for Operations	0.0500
	City Arborist / Arbor Supervisor	0.3300
	Landscape Maintenance Worker	1.0000
	Landscape Tech	2.0000
	Seasonal Landscape (Temp)	<u>2.5000</u>
		<u>5.8800</u>

<u>Org Unit</u>	<u>Position</u>	<u>Budgeted FTEs</u>
<b>10040410</b>	<b>City Facilities</b>	
	Deputy Public Works Director for Operations	0.1000
	Public Facility Supervisor	0.9000
	Building Maintenance Worker	<u>1.5000</u>
		<u>2.5000</u>
<b>10040420</b>	<b>Tool Room</b>	
	Tool Room Attendant	1.0000
		<u>1.0000</u>
<b>10040422</b>	<b>Traffic Control</b>	
	Deputy Public Works Director for Operations	0.1000
	Operations Supervisor	0.5000
	Maintenance Worker	<u>3.0000</u>
		<u>3.6000</u>
<b>10040423</b>	<b>Street Lighting</b>	
	Deputy Public Works Director for Operations	0.1000
	Electrical Supervisor	0.8000
	Electrician I	<u>3.0000</u>
		<u>3.9000</u>
<b>10040424</b>	<b>Street Maintenance &amp; Construction</b>	
	Deputy Public Works Director for Operations	0.1000
	Operations Supervisor	0.9000
	Equipment Operator	7.0000
	Maintenance Worker	<u>4.0000</u>
		<u>12.0000</u>
<b>10040425</b>	<b>Sewer Maintenance &amp; Construction</b>	
	Deputy Public Works Director for Operations	0.1000
	Operations Supervisor	0.4000
	Equipment Operator	<u>4.0000</u>
		<u>4.5000</u>
<b>10040426</b>	<b>Traffic Signals</b>	
	Deputy Public Works Director for Operations	0.1000
	Electrical Supervisor	0.2000
	Traffic Signal Tech	<u>1.0000</u>

<u>Org Unit</u>	<u>Position</u>	<u>Budgeted FTEs</u>
		<u>1.3000</u>
<b>10040427</b>	<b>ROW &amp; Technical Support</b>	
	Operations Supervisor	0.1000
	Operations Supervisor	<u>0.1000</u>
		<u>0.2000</u>
<b>10040440</b>	<b>Engineering - Development</b>	
	Assistant City Engineer - Development & Drainage	1.0000
	Engineering Tech I	1.0000
	Land Surveyor	<u>1.0000</u>
		<u>3.0000</u>
<b>10040441</b>	<b>Engineering - Transportation</b>	
	Assistant City Engineer - Transportation	1.0000
	Civil Engineer I	2.0000
	Engineering Tech I	1.0000
	Engineering Tech II	1.0000
	Intern (Temp)	<u>0.3000</u>
		<u>5.3000</u>
<b>10040442</b>	<b>Engineering - Drainage</b>	
	Civil Engineer II	1.0000
	Engineering Tech II	2.0000
	Intern (Temp)	<u>0.3500</u>
		<u>3.3500</u>
<b>10040450</b>	<b>Environmental Management</b>	
	Sustainability Officer	<u>0.5000</u>
<b>10050500</b>	<b>CD Administration</b>	
	Director of Community Development Services	0.5000
	Administrative Assistant II	<u>1.0000</u>
		<u>1.5000</u>
<b>10050501</b>	<b>Economic Development</b>	
	Economic Development Manager	<u>0.7500</u>

<u>Org Unit</u>	<u>Position</u>	<u>Budgeted FTEs</u>
<b>10050504</b>	<b>Public Arts</b>	
	Program Specialist (Temp)	0.0875
		<u>0.0875</u>
<b>10050510</b>	<b>Planning and Zoning</b>	
	Principal Planner	1.0000
	Planner II	2.0000
	Planner I	1.0000
	Administrative Assistant II	1.0000
	Intern (Temp)	<u>0.2500</u>
		<u>5.2500</u>
<b>10050520</b>	<b>New Construction</b>	
	Community Development Director	0.5000
	Building Official	1.0000
	Electrical Inspector	1.0000
	Plumbing Inspector	1.0000
	Administrative Assistant II	<u>0.5000</u>
		<u>4.0000</u>
<b>10050521</b>	<b>Housing</b>	
	Housing Inspector	0.6670
	Administrative Assistant II	<u>0.5000</u>
		<u>1.1670</u>
<b>10050522</b>	<b>Rental Housing</b>	
	Housing Inspector	1.0000
	Office Clerk	<u>0.7500</u>
		<u>1.7500</u>
<b>10050551</b>	<b>Environmental Compliance</b>	
	Environmental Compliance Inspector	<u>0.6670</u>
	<b>General Fund Total</b>	<b>237.5464</b>

<u>Org Unit</u>	<u>Position</u>	<u>Budgeted FTEs</u>
<b>30140402</b>	<b>Landscape Recycling Center</b>	
	Deputy Public Works Director for Operations	0.1000
	Sustainability Officer	0.2500
	City Arborist / Arbor Supervisor	0.3400
	Equipment Operator	2.0000
	LRC Specialist	1.0000
	LRC Aide	<u>1.0000</u>
		<u>4.6900</u>
<b>30240452</b>	<b>Recycling Fund</b>	
	Sustainability Officer	0.2500
	Recycling Coordinator	<u>1.0000</u>
		<u>1.2500</u>
<b>31020212</b>	<b>Police Special Fund</b>	
	Police Investigator	<u>0.4000</u>
<b>32110108</b>	<b>ARMS</b>	
	ARMS Programmer	<u>1.0000</u>
<b>33050530</b>	<b>Urban Redevelopment &amp; Housing</b>	
	Grants Manager	1.0000
	Community Development Coordinator	1.0000
	Housing Inspector	0.3330
	Environmental Compliance Inspector	<u>0.3330</u>
		<u>2.6660</u>
<b>33250503</b>	<b>Farmers' Market</b>	
	Market Coordinator	0.7500
	Program Specialist (Temp)	0.3875
	Farmers' Market Seasonal (Temp)	<u>0.3300</u>
		<u>1.4675</u>
<b>34250501</b>	<b>TIF 2 - Economic Development</b>	
	Economic Development Manager	0.2500
	Communications Specialist	<u>0.5000</u>
		<u>0.7500</u>



<u>Org Unit</u>	<u>Position</u>	<u>Budgeted FTEs</u>
<b>34250504</b>	<b>TIF 2 - Public Arts</b>	
	Arts & Culture Coordinator	<u>1.0000</u>
<b>34350501</b>	<b>TIF 4 - Economic Development</b>	
	Economic Development Coordinator	1.0000
	Management Analyst	<u>0.5000</u>
		<u>1.5000</u>
<b>50040412</b>	<b>Parking System</b>	
	Deputy Public Works Director for Operations	0.0500
	Meter Maintenance Tech II	2.0000
	Public Facility Supervisor	0.1000
	Seasonal Painter (Temp)	<u>0.1500</u>
		<u>2.3000</u>
<b>50040413</b>	<b>Parking Garage Operations</b>	
	Deputy Public Works Director for Operations	0.0500
	Parking Deck Attendant	<u>0.7500</u>
		<u>0.8000</u>
<b>60040460</b>	<b>Equipment Services</b>	
	Deputy Public Works Director for Operations	0.1000
	Fleet Supervisor	1.0000
	Mechanic	<u>3.0000</u>
		<u>4.1000</u>
<b>61010106</b>	<b>Information Technology</b>	
	Information Technology Manager	1.0000
	Network Systems Tech	1.0000
	Computer Systems Tech	1.0000
	Network Administrator	1.0000
	IT Analyst ** (Temp)	<u>0.5000</u>
		<u>4.5000</u>
	** position is half-time, limited term, ends 6/30/2021	
	<b>Total All Funds</b>	<b>263.9699</b>

# ITEMS SCHEDULED FOR REPLACEMENT IN FY21

Dept (*)	Project String	Description	Quantity	Life	FY21 Budget
CC	VERF-CC-202-	POSTAGE MACHINE	1	8	9,840
CD	VERF-CD-212-	CD08 - 2012 FORD FUSION CD DIR	1	10	28,719
EXEC	VERF-EXEC-222-	BACKUP TAPE MACHINE	1	5	16,237
FD	VERF-FD-157-	FD252 - PUMPER TRUCK (E252)	1	12	671,760
	VERF-FD-167-	SCBA BREATHING, RESCUE PACKS	1	8	378,148
	VERF-FD-194-	4500 PSI BOTTLES	5	15	5,415
	VERF-FD-198-	HOSE ROLLING SYSTEM	1	10	12,365
PD	VERF-PD-102-	HANDGUNS W SITES	63	10	34,146
	VERF-PD-103-	HANDGUN HOLSTERS	63	10	8,568
	VERF-PD-112-	PORTABLE ALARMS	2	10	14,578
	VERF-PD-122-	BALLISTIC SHIELDS	1	5	2,452
	VERF-PD-125-	DEFIB UNIT	3	6	6,294
	VERF-PD-131-	PD 69 - K9 SQUAD WITH EQ	1	6	48,091
	VERF-PD-155-	PD 10 - ANIMAL CONTROL VAN	1	10	51,101
PW	VERF-PW-016-	SEWER CLEANING NOOZLES	1	5	17,522
	VERF-PW-032-	PW22 - ARTIC LOADER	1	10	223,326
	VERF-PW-034-	PW07 - CLASS 2 DUMP	1	8	79,496
	VERF-PW-035-	PW31 - CLASS 3 DUMP	1	10	131,516
	VERF-PW-058-	PW83 - PICKUP 3/4 TON SERV BOD	1	10	56,694
	VERF-PW-059-	PW02 - PU 1/2 TON 4WD	1	10	54,172
	VERF-PW-063-	PW34 (WITH EQ) - CONCRETE CREW	1	7	48,359
	VERF-PW-065-	PW29 - CHIPPER TRUCK	1	12	128,810
	VERF-PW-090-	PW28 (WITH EQ) - BACKHOE (WITH	1	12	151,262
	VERF-PW-091-	PW14 - PASSENGER MIN-VAN	1	10	30,669
	VERF-PW-100-	TOUGH PAD TABLET #4	1	5	7,036

(\*) CC: CITY CLERK | EXEC: EXECUTIVE DEPT | FIN: FINANCE DEPT | PD: POLICE DEPT | FD: FIRE DEPT | PW: PUBLIC WORKS DEPT | CD: COMMUNITY DEVELOPMENT DEPT

# DEBT SUMMARY

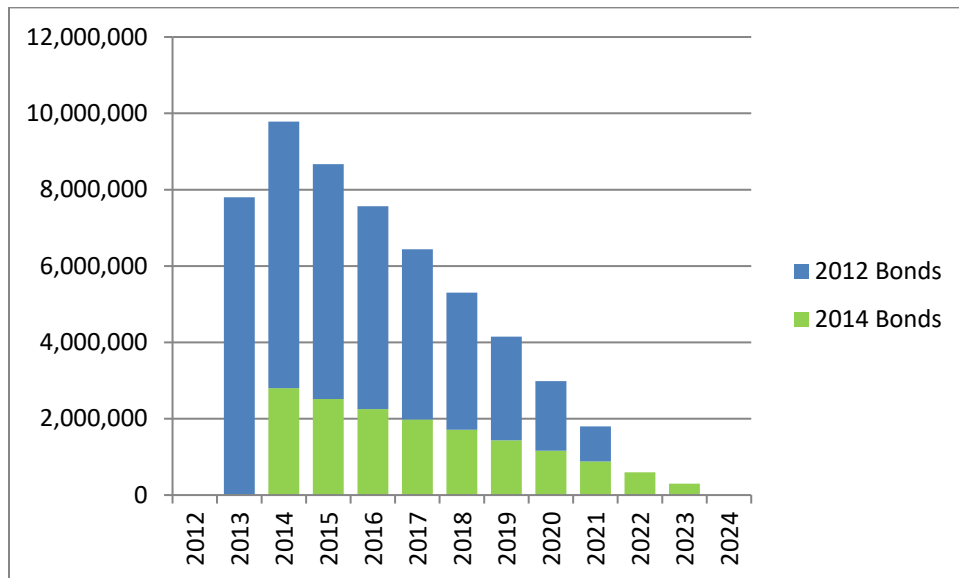
The City has a relatively small amount of debt outstanding, and all of that is non-taxable General Obligation debt. There are no specific plans to issue additional debt at this time.

## Outstanding Debt

The City has two outstanding general obligation bond issues.

- \$7.8 million in debt was issued in 2012 to finance improvements to the Boneyard Creek in downtown Urbana.
- \$2.6 million in debt was issued in 2014 to finance improvements to Windsor Road.

**Outstanding General Obligation Debt**

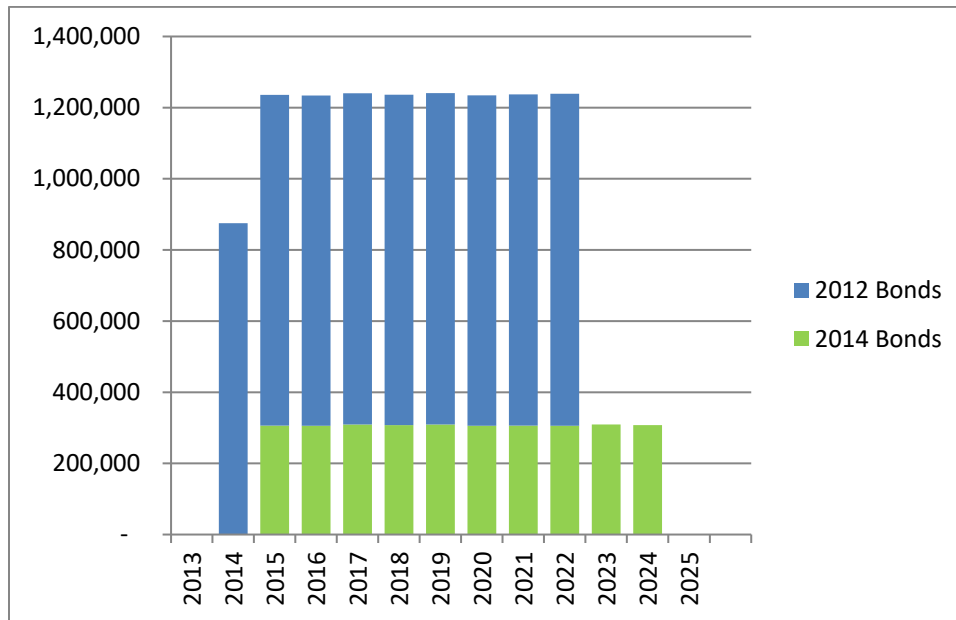


The City also has a small, interest free loan from the Illinois Office of the State Fire Marshal for the purchase of a fire truck in 2015. The total loan is \$350,000, payable in equal installments of \$17,500 over 20 years. The last payment will be made in 2036.

## Debt Limitations

As a home-rule municipality, the City has no legal debt limit. However, the City's financial policies specify a limit on debt service payments of 10% of recurring General Operating Fund revenues, which is currently \$3.7 million. Current debt service payments are well below this limit, as shown in the following chart.

**General Obligation Debt Service Payments**



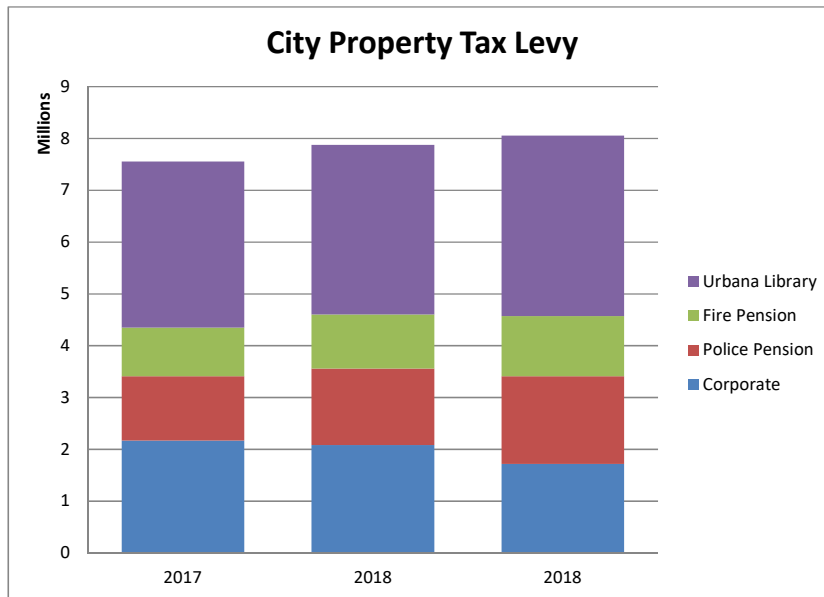
For the 2012 Bonds, The City has budgeted \$905,000 for principal payments and \$26,098 for interest payments in the TIF 2 Fund (342) in FY21.

For the 2014 Bonds, the City has budgeted \$280,000 for principal payments and \$23,433 for interest payments in the Local Motor Fuel Tax Fund (202) in FY21.

# PROPERTY TAX SUMMARY

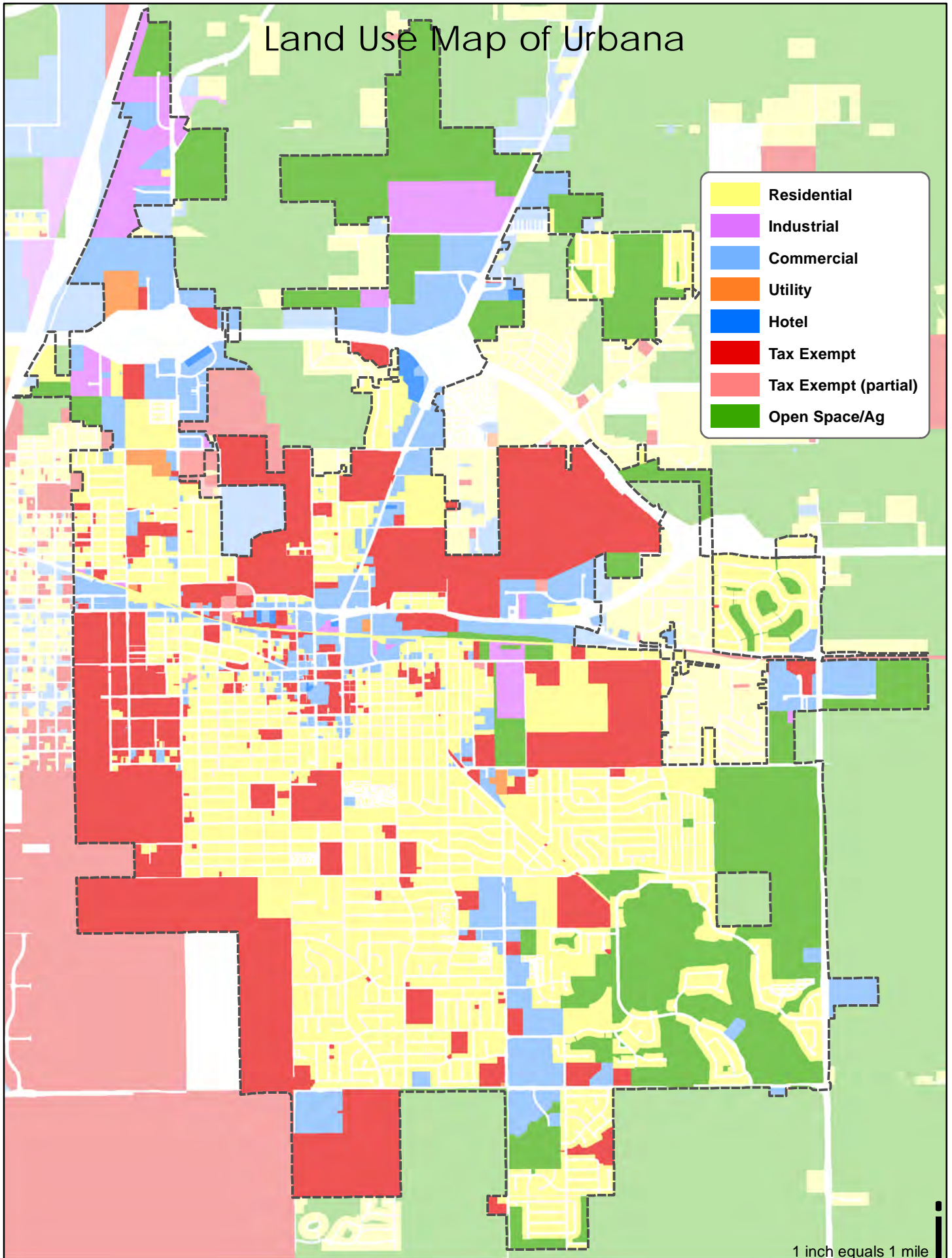
## Tax Year 2017 - 2019

	2017 PROPERTY TAX LEVY		2018 PROPERTY TAX LEVY		2019 PROPERTY TAX LEVY	
	Actual Tax Rate	Extended Levy	Actual Tax Rate	Extended Levy	Actual Tax Rate	Extended Levy
Corporate Purposes	<u>0.3895</u>	<u>2,172,960</u>	<u>0.3569</u>	<u>2,082,423</u>	<u>0.2885</u>	<u>1,722,215</u>
Pension Funds						
Police Pension	0.2223	1,240,177	0.2537	1,480,276	0.2833	1,691,173
Fire Pension	0.1678	936,130	0.1785	1,041,503	0.1941	1,158,689
Subtotal Pension Funds	<u>0.3901</u>	<u>2,176,307</u>	<u>0.4322</u>	<u>2,521,779</u>	<u>0.4774</u>	<u>2,849,862</u>
Total General Fund Property Tax	<u>0.7796</u>	<u>4,349,268</u>	<u>0.7891</u>	<u>4,604,202</u>	<u>0.7659</u>	<u>4,572,077</u>
Urbana Public Library	<u>0.5754</u>	<u>3,210,067</u>	<u>0.5608</u>	<u>3,272,128</u>	<u>0.5835</u>	<u>3,483,231</u>
<b>Grand Total</b>	<b><u>1.3550</u></b>	<b><u>7,559,335</u></b>	<b><u>1.3499</u></b>	<b><u>7,876,330</u></b>	<b><u>1.3494</u></b>	<b><u>8,055,308</u></b>
Total Urbana EAV		557,884,512		583,475,063		596,954,779
% change in EAV		2.18%		4.59%		2.31%



The land use map on the following page illustrates that about 30% of the land area in the City of Urbana is wholly or partially tax exempt.

# Land Use Map of Urbana



# **CAPITAL IMPROVEMENT PLAN (CIP)**

## **OVERVIEW**

The City has a significant financial interest in streets, public facilities and other capital improvements. In past years, the City Council and the residents of Urbana, through their actions, have demonstrated a firm commitment to, and investment in, City capital projects. The following schedules are projections and will be updated annually during budget review. Funding is subject to annual available appropriations.

## **IMPACTS OF CIP ON THE OPERATING BUDGET**

The City's Operating Budget is directly affected by the CIP. A majority of new capital improvements require ongoing expenses for routine operation, repair and maintenance upon completion or acquisition. Existing City facilities and equipment will eventually require rehabilitation, renovation or upgrades to accommodate new uses or address needed improvements. Older facilities usually involve higher maintenance and repair costs as well.

Where some capital projects may result in increased costs, other capital improvements make a positive contribution to the fiscal well-being of the City. Capital projects such as infrastructure expansion necessary to support new development helps promote economic development and growth that generates additional operating revenues. These new revenue sources provide the funding needed to maintain, improve and expand the City's infrastructure.

## 200 - CAPITAL REPLACMT & IMPROV FUND PLAN

PROJECT	PROJECT STRING	DESCRIPTION	FY20 Est.	FY21 Plan	FY22 Plan	FY23 Plan	FY24 Plan	FY25 Plan
---------	----------------	-------------	--------------	--------------	--------------	--------------	--------------	--------------

40104 - AIRPORT ROAD WEST	40104-ST-EDP-	AIRPORT ROAD WEST EDP FUND	103,484	-	-	-	-	-
40105 - OLYMPIAN DRIVE	40105-FED--	OLYMPIAN DRIVE FEDERAL GRANT	129,932	-	-	-	-	-
40141 - TRAFFIC SIGNAL MAINTENANCE	40141-ST--	STATE REIMB. - LT & SIGN	15,000	15,000	15,000	15,000	15,000	15,000
40143 - VINE & WASHINGTON	40143-ST--	STATE GRANT	400,000	-	-	-	-	-
40602 - CAMPUS LIGHTING IMPROVEMENT	40602-ST--	STATE GRANT	90,000	-	-	-	-	-
40800 - CITY FACILITY IMPROVEMENT	40800-MISC--	BONDS	-	-	3,892,000	6,150,000	-	-
	49200-INT--	INTEREST INCOME	60,000	51,500	53,045	53,045	54,637	56,277
49200 - FUND 200 - CIP	49200-GENTFR--	TRANSFERS FROM GENERAL FUND	1,480,754	808,610	824,783	841,279	858,105	875,268
<b>TOTAL REVENUE</b>			<b>2,279,170</b>	<b>875,110</b>	<b>4,784,828</b>	<b>7,059,324</b>	<b>927,742</b>	<b>946,545</b>

PROJECT	PROJECT STRING	DESCRIPTION	FY20 Est.	FY21 Plan	FY22 Plan	FY23 Plan	FY24 Plan	FY25 Plan
---------	----------------	-------------	--------------	--------------	--------------	--------------	--------------	--------------

40101 - SIDEWALK MAINTENANCE	40101-CONST--	SIDEWALK MAINTENANCE	209,414	100,000	100,000	100,000	100,000	100,000
40102 - MCORE	40102-CONST-CIP-	CONSTRUCTION - CIP	1,249,218	-	-	-	-	-
40104 - AIRPORT ROAD WEST	40104-CONST--	CONSTRUCTION	43,586	-	-	-	-	-
40105 - OLYMPIAN DRIVE	40105-PLANNING--	PLANNING	33,947	-	-	-	-	-
40112 - PAVEMENT MAINTENANCE	40112-PLANNING--	PAVEMENT MANAGEMENT SYSTEM	229,260	-	-	-	200,000	-
40113 - BIKE LANES & SIDE PATHS	40112-CONST--	PAVEMENT MAINTENANCE	350,000	360,000	360,000	360,000	360,000	360,000
40117 - PEDESTRIAN MASTER PLAN	40113-CONST--	CONSTRUCTION	298,977	20,000	20,000	20,000	20,000	20,000
40120 - MISC. TRAFFIC STUDIES	40117-PLANNING--	PLANNING	27,000	-	-	-	-	-
40121 - UNIVERSITY: WRIGHT - MAPLE	40120-PLANNING--	MISC TRAFFIC STUDIES PLANNING	35,118	10,000	10,000	10,000	10,000	10,000
40140 - LINCOLN: DELAWARE - N NEVADA	40121-CONST--	UNIVERSITY AVE CONSTRUCTION	210,000	-	-	-	-	-
40141 - TRAFFIC SIGNAL MAINTENANCE	40140-PLANNING-CIP-	CORRIDOR STUDY - CIP	53,000	-	-	-	-	-
40143 - VINE & WASHINGTON	40141-CONST--	TRAFFIC SIGNAL MAINTENANCE	15,000	10,000	10,000	-	-	-
40146 - WARNING SIRENS UPGRADE	40143-CONST-CIP-	CONSUTRCTION	1,500,000	-	-	-	-	-
40602 - CAMPUS LIGHTING IMPROVEMENT	40146-OTHER--	UPGRADE	29,232	-	-	-	-	-
	40602-PLANNING--	PLANNING	122,950	88,000	-	-	-	-
	40602-CONST--	CONSTRUCTION	377,050	612,000	-	-	-	-
	40800-PLANNING--	CITY FACILITY IMPROVEMENT PLAN	34,915	-	-	-	-	-
40800 - CITY FACILITY IMPROVEMENT	40800-CONST--	CITY BUILDING IMPROVEMENTS	79,879	562,000	4,017,000	6,150,000	125,000	125,000
	40800-PRINCIPAL--	DEBT SERVICE PAYMENTS	-	-	-	355,423	912,794	931,050
	40800-INTEREST--	INTEREST	-	-	-	77,840	191,231	172,975
40801 - CITY FACILITY PLANNING	40801-PLANNING--	CITY FACILITY PLANNING	245,125	-	-	-	-	-
<b>TOTAL EXPENSE</b>			<b>5,143,671</b>	<b>1,762,000</b>	<b>4,517,000</b>	<b>7,073,263</b>	<b>1,919,025</b>	<b>1,719,025</b>
<b>Net Revenue / (Expense)</b>			<b>(2,864,501)</b>	<b>(886,890)</b>	<b>267,828</b>	<b>(13,939)</b>	<b>(991,283)</b>	<b>(772,480)</b>
<b>Beginning Fund Balance</b>			<b>3,978,471</b>	<b>1,113,970</b>	<b>227,080</b>	<b>494,908</b>	<b>480,969</b>	<b>(510,314)</b>
<b>Ending Fund Balance</b>			<b>1,113,970</b>	<b>227,080</b>	<b>494,908</b>	<b>480,969</b>	<b>(510,314)</b>	<b>(1,282,794)</b>



# 201 - STORMWATER UTILITY FUND PLAN

	FY20 Est.	FY21 Plan	FY22 Plan	FY23 Plan	FY24 Plan	FY25 Plan
--	--------------	--------------	--------------	--------------	--------------	--------------

PROJECT	PROJECT STRING	DESCRIPTION	1,601,291	1,601,291	1,647,728	1,695,512	1,744,662	1,795,278	
49201 - FUND 201 - CIP	49201-FEE--	STORMWATER UTILITY FEE	18,000	8,952	9,175	9,405	9,640	9,881	
	49201-INT--	INTEREST REVENUE	17,000	25,583	17,500	17,750	18,000	18,254	
	49201-REIMB--	BONEYARD CREEK MAINT REIMB	<b>TOTAL REVENUE</b>						<b>1,823,413</b>
			<b>1,636,291</b>	<b>1,635,826</b>	<b>1,674,403</b>	<b>1,722,667</b>	<b>1,772,322</b>	<b>1,823,413</b>	

PROJECT	PROJECT STRING	DESCRIPTION	386,000	-	-	-	-	-	
40102 - MCORE	40102-CONST-STWTR-	CONSTRUCTION - STORMSEWER	10,205	-	-	-	-	-	
40136 - CRYSTAL LAKE PARK SEDIMENT REMOVAL	40136-CONST--	CRYSTAL LAKE PARK SEDIMENT	50,000	-	-	-	-	-	
40144 - LINCOLN & SPRINGFIELD	40144-CONST-STWTR-	STORMSEWER	250,000	500,000	700,000	700,000	700,000	700,000	
40400 - STORMWATER SEWER IMPROVEMENT	40400-CONST--	STORMWATER IMPROVEMENTS	70,076	22,500	22,500	22,500	22,500	22,500	
40401 - BRIDGE MAINTENANCE PROJECT	40401-CONST--	BRIDGE MAINTENANCE	-	500,000	300,000	300,000	300,000	300,000	
40402 - STORM SEWER CLEANING & TELEVISIONING	40402-CONST--	STORM CLEANING & TELEVISIONING	18,750	18,750	18,750	18,750	18,750	18,750	
40404 - STREAM AND RAIN GAUGE MONITORING	40404-OTHER--	STREAM AND RAIN GAUGE MONITOR.	50,000	100,000	100,000	52,531	53,845	55,192	
40405 - BONEYARD CREEK MAINTENANCE	40405-CONST--	BONEYARD CREEK MAINTENANCE	25,625	26,266	26,922	27,595	28,285	28,992	
40406 - MOSQUITO SURVILLIANCE/ABATEMENT	40406-OTHER--	MOSQUITO PROGRAM	13,545	13,545	13,545	13,545	13,545	13,545	
40407 - DRAINAGE DISTRICT PAYMENTS	40407-OTHER--	DRAINAGE DISTRICT PAYMENTS	1,000	1,000	1,000	1,000	1,000	1,000	
40408 - MS4 NPDES PERMIT FEE	40408-OTHER--	MS4 NPDES PERMIT FEE	5,000	2,000	5,000	2,000	5,000	-	
40409 - PUBLIC EDUCATION & OUTREACH	40409-OTHER--	STORMWATER PUBLIC EDU OUTREACH	5,000	5,000	5,000	5,000	5,000	5,000	
40410 - STORMWATER INCENTIVE PROGRAM	40410-OTHER--	STORMWATER INCENTIVE PROGRAM	20,000	10,000	10,000	10,000	10,000	10,000	
40411 - HAZARD. SUMP PUMP DISCH. ABATEMENT	40411-OTHER--	HAZARDOUS SUMP PUMP	250,000	-	-	-	-	-	
40412 - STORMWATER MASTER PLAN	40412-PLANNING--	STORMWATER MASTER PLAN STUDY	48,039	49,432	50,865	52,340	53,858	55,420	
40413 - SUF BILLING COSTS	40413-OTHER--	SUF BILLING COSTS	5,100	5,100	5,100	5,100	5,100	5,100	
	49201-OTHER-TECH-	TECHNOLOGY SERVICES	3,100	3,500	3,500	3,500	3,500	3,500	
	49201-TRAINING--	TRAINING - GIS EROSION CONTROL	200	200	200	200	200	200	
49201 - FUND 201 - CIP	49201-OTHER-CREDITCARD-	CREDIT CARD FEES	587,723	602,417	617,477	632,914	648,737	664,956	
	49201-GENTRF--	TRANSFER TO GENERAL FUND	33,042	40,926	34,377	35,065	35,766	36,481	
	49201-VERFTFR--	TRANSFER TO VERF	<b>TOTAL EXPENSE</b>						<b>1,920,636</b>
			<b>1,832,405</b>	<b>1,900,636</b>	<b>1,914,236</b>	<b>1,882,040</b>	<b>1,905,086</b>	<b>1,920,636</b>	

	(196,114)	(264,810)	(239,833)	(159,373)	(132,764)	(97,223)
<b>Net Revenue / (Expense)</b>						
<b>Beginning Fund Balance</b>	1,071,535	875,421	610,611	370,778	211,405	78,641
<b>Ending Fund Balance</b>	875,421	610,611	370,778	211,405	78,641	(18,582)

## 202 - LOCAL MOTOR FUEL TAX FUND PLAN

FY20 Est.	FY21 Plan	FY22 Plan	FY23 Plan	FY24 Plan	FY25 Plan
--------------	--------------	--------------	--------------	--------------	--------------

PROJECT	PROJECT STRING	DESCRIPTION	FY20 Est.	FY21 Plan	FY22 Plan	FY23 Plan	FY24 Plan	FY25 Plan
40107 - WINDSOR ROAD	40107-FED--	WINDSOR ROAD FEDERAL REIMB	1,044,681	-	-	-	-	-
49202 - FUND 202 - CIP	49202-LOC--	LOCAL MFT	704,099	747,766	873,270	864,538	855,893	847,335
	49202-INT--	INVESTMENT INCOME	15,000	15,000	31,364	-	16,914	16,392
<b>TOTAL REVENUE</b>			<b>1,763,780</b>	<b>762,766</b>	<b>904,634</b>	<b>864,538</b>	<b>872,807</b>	<b>863,727</b>

PROJECT	PROJECT STRING	DESCRIPTION	FY20 Est.	FY21 Plan	FY22 Plan	FY23 Plan	FY24 Plan	FY25 Plan
40107 - WINDSOR ROAD	40107-LEGAL--	WINDSOR ROAD LEGAL FEES	194,995	-	-	-	-	-
	40107-CONST--	WINDSOR ROAD CONSTRUCTION	1,203,248	-	-	-	-	-
40108 - ANNUAL STREET MAINTENANCE	40108-CONST-LMFT-	LMFT ANNUAL STREET MAINTENANCE	790,685	180,000	180,000	180,000	180,000	180,000
40114 - OIL & CHIP, SEAL, PRESERVATION	40114-CONST-LMFT-	LMFT O&C, SEAL, PRESERVATION	468,702	150,000	150,000	200,000	200,000	200,000
40124 - LINCOLN: WASCHER - KILLARNEY	40124-CONST-LMFT-	STREET RESURF CONSTR LMFT	-	-	230,000	-	-	-
40131 - FAIRLAWN: VINE - ANDERSON	40131-PLANNING-SANSWR-	PLANNING	-	50,000	-	-	-	-
	40131-CONST-LMFT-	CONSTRUCTION	-	-	200,000	-	-	-
40144 - LINCOLN & SPRINGFIELD	40144-PLANNING-LMFT-	STREET RESURFACE PLANNING LMFT	70,000	-	-	-	-	-
	40144-CONST-LMFT-	STREET RESURFACE CONSTR LMFT	390,000	-	-	-	-	-
40148 - SAVANNAH GREEN: ALLEYS & SMITH RD	40148-CONST-LMFT-	CONSTRUCTION	-	-	-	-	175,000	325,000
49202 - FUND 202 - CIP	49202-PRINCIPAL--	WINDSOR RD RECON - PRINCIPAL	275,000	280,000	285,000	295,000	300,000	-
	49202-INTEREST--	WINDSOR RD RECON - INTEREST	28,500	23,433	17,568	10,966	3,750	-
<b>TOTAL EXPENSE</b>			<b>3,421,130</b>	<b>683,433</b>	<b>832,568</b>	<b>915,966</b>	<b>858,750</b>	<b>705,000</b>

<b>Net Revenue / (Expense)</b>	<b>(1,657,350)</b>
--------------------------------	--------------------

<b>Beginning Fund Balance</b>	<b>1,402,193</b>
-------------------------------	------------------

<b>Ending Fund Balance</b>	<b>(255,157)</b>
----------------------------	------------------

<b>Net Revenue / (Expense)</b>	<b>(51,428)</b>
--------------------------------	-----------------

<b>Beginning Fund Balance</b>	<b>(155,186)</b>
-------------------------------	------------------

<b>Ending Fund Balance</b>	<b>(141,129)</b>
----------------------------	------------------

<b>Net Revenue / (Expense)</b>	<b>(14,057)</b>
--------------------------------	-----------------

<b>Beginning Fund Balance</b>	<b>(155,186)</b>
-------------------------------	------------------

<b>Ending Fund Balance</b>	<b>(141,129)</b>
----------------------------	------------------

<b>Net Revenue / (Expense)</b>	<b>(14,057)</b>
--------------------------------	-----------------

<b>Beginning Fund Balance</b>	<b>(141,129)</b>
-------------------------------	------------------

<b>Ending Fund Balance</b>	<b>(141,129)</b>
----------------------------	------------------

<b>Net Revenue / (Expense)</b>	<b>(14,057)</b>
--------------------------------	-----------------

<b>Beginning Fund Balance</b>	<b>(141,129)</b>
-------------------------------	------------------

<b>Ending Fund Balance</b>	<b>(141,129)</b>
----------------------------	------------------

<b>Net Revenue / (Expense)</b>	<b>(14,057)</b>
--------------------------------	-----------------

<b>Beginning Fund Balance</b>	<b>(141,129)</b>
-------------------------------	------------------

<b>Ending Fund Balance</b>	<b>(141,129)</b>
----------------------------	------------------

<b>Net Revenue / (Expense)</b>	<b>(14,057)</b>
--------------------------------	-----------------

<b>Beginning Fund Balance</b>	<b>(141,129)</b>
-------------------------------	------------------

<b>Ending Fund Balance</b>	<b>(141,129)</b>
----------------------------	------------------

## 203 - MOTOR FUEL TAX FUND PLAN

FY20 Est.	FY21 Plan	FY22 Plan	FY23 Plan	FY24 Plan	FY25 Plan
--------------	--------------	--------------	--------------	--------------	--------------

PROJECT	PROJECT STRING	DESCRIPTION	845,326	-	-	-	-
40103 - LINCOLN: N SALINE - OLYMPIAN	40103-FED--	LINCOLN AVENUE - FED REIMB	188,019	-	-	-	-
	40103-LOC--	LINCOLN AVENUE - COUNTY SHARE	863,315	1,030,641	1,020,335	1,010,131	1,000,029
49203 - FUND 203 - CIP	49203-ST--	STATE MFT ALLOTMENT	470,627	693,000	686,070	679,210	672,418
	49203-TRF--	STATE MFT TRF	60,000	61,800	63,654	65,564	67,531
	49203-INT--	2.5% INTEREST REVENUE	2,427,287	1,551,097	1,770,059	1,754,905	1,739,978
<b>TOTAL REVENUE</b>			<b>2,427,287</b>	<b>1,551,097</b>	<b>1,770,059</b>	<b>1,754,905</b>	<b>1,739,978</b>

PROJECT	PROJECT STRING	DESCRIPTION	4,175,302	-	-	-	-
40102 - MCORE	40102-CONST-MFT-	CONSTRUCTION - MFT	188,603	-	-	-	-
40103 - LINCOLN: N SALINE - OLYMPIAN	40103-CONST--	STREET RESURFACE CONSTRUCTION	-	-	125,000	-	-
40124 - LINCOLN: WASCHER - KILLARNEY	40124-PLANNING-SMFT-	STREET RESURF PLANNING SMFT	-	-	-	1,400,000	-
40124 - LINCOLN: WASCHER - KILLARNEY	40124-CONST-SMFT-	STREET RESURF CONSTR SMFT	-	-	-	-	-
40131 - FAIRLAWN: VINE - ANDERSON	40131-CONST--	STREET RESURFACE CONSTRUCTION	-	445,000	-	-	-
40135 - FLORIDA: W LINCOLN - E VINE	40135-PLANNING--	STREET RESURFACE PLANNING	-	390,000	725,000	-	-
40142 - RACE: WASHINGTON - CALIFORNIA	40142-PLANNING--	CORRIDOR STUDY	-	25,000	-	-	-
40142 - RACE: WASHINGTON - CALIFORNIA	40142-CONST--	STREET RESURFACE CONSTRUCTION	-	500,000	-	-	-
40143 - VINE & WASHINGTON	40143-PLANNING--	CORRIDOR STUDY	55,000	-	-	-	-
40144 - LINCOLN & SPRINGFIELD	40144-PLANNING-SMFT-	STREET RESURFACE PLANNING SMFT	100,000	-	-	-	-
40144 - LINCOLN & SPRINGFIELD	40144-CONST-SMFT-	STREET RESURFACE CONSTR SMFT	1,414,000	-	-	-	-
40148 - SAVANNAH GREEN: ALLEYS & SMITH RD	40148-PLANNING-MFT-	PLANNING	-	510,250	-	-	-
40148 - SAVANNAH GREEN: ALLEYS & SMITH RD	40148-CONST-MFT-	CONSTRUCTION	-	-	1,524,000	1,216,750	1,066,750
40149 - LINCOLN: OREGON - FLORIDA	40149-PLANNING--	PLANNING	-	200,000	-	-	-
40150 - WINDSOR: RACE TO WEST BOUNDARY	40150-PLANNING--	PLANNING	-	25,000	-	-	-
40150 - WINDSOR: RACE TO WEST BOUNDARY	40150-CONST-MFT-	CONSTRUCTION	-	1,200,000	-	-	-
<b>TOTAL EXPENSE</b>			<b>5,932,905</b>	<b>760,250</b>	<b>3,045,250</b>	<b>2,374,000</b>	<b>2,616,750</b>

<b>Net Revenue / (Expense)</b>	<b>(3,505,618)</b>	<b>790,847</b>	<b>(1,259,809)</b>	<b>(603,941)</b>	<b>(861,845)</b>	<b>673,228</b>
--------------------------------	--------------------	----------------	--------------------	------------------	------------------	----------------

<b>Beginning Fund Balance</b>	<b>3,684,936</b>	<b>179,318</b>	<b>970,165</b>	<b>(289,644)</b>	<b>(893,585)</b>	<b>(1,755,430)</b>
<b>Ending Fund Balance</b>	<b>179,318</b>	<b>970,165</b>	<b>(289,644)</b>	<b>(893,585)</b>	<b>(1,755,430)</b>	<b>(1,082,202)</b>

## 204 - SANITARY SEWER FUND PLAN

FY20 Est.	FY21 Plan	FY22 Plan	FY23 Plan	FY24 Plan	FY25 Plan
--------------	--------------	--------------	--------------	--------------	--------------

PROJECT	PROJECT STRING	DESCRIPTION	1,476,914	1,519,745	1,563,818	1,609,169	1,655,835	1,703,854
	49204-FEE--	SEWER BENEFIT FEE						
	49204-INT--	INVESTMENT INCOME	20,000	10,792	11,062	11,338	11,622	11,913
	49204-REIMB--	UCSD REIMBURSEMENT	3,500	3,500	3,500	3,500	3,500	3,500
<b>TOTAL REVENUE</b>			<b>1,500,414</b>	<b>1,534,037</b>	<b>1,578,380</b>	<b>1,624,007</b>	<b>1,670,957</b>	<b>1,719,267</b>

PROJECT	PROJECT STRING	DESCRIPTION	285,000	-	-	-	-	-
	40102-MCORE	CONSTRUCTION - SANITARY SEWER						
	40115-STREET RESURFACING	LINCOLN AND SPRINGFIELD SANISWR	5,000	-	-	-	-	-
	40500-SANITARY SEWER IMPROVEMENT	SANITARY SEWER IMPROVEMENTS	250,000	400,000	400,000	400,000	300,000	300,000
	40501-SANITARY SEWER PRIVATE TO PUBLIC	SAN. SEWER PRIVATE TO PUBLIC	1,150	25,000	25,000	25,000	25,000	25,000
	40503-SBF BILLING COSTS	SBF BILLING COSTS	44,307	45,592	46,915	48,275	49,675	51,116
	40504-ILLEGAL CONNECTION REIMBURSEMENT	ILLEGAL CONNECTION REIMBURSEME	-	4,000	4,000	4,000	4,000	4,000
	40505-SEWER LATERAL REIMBURSEMENT	SEWER LATERAL REIMBURSEMENT	25,000	50,000	50,000	50,000	50,000	50,000
	40506-OVERHEAD SEWER REIMBURSEMENT	OVERHEAD SEWER REIMBURSEMENT	3,750	10,500	10,500	10,500	10,500	10,500
	40508-INTERCEPTOR SEWER EXTENSION	INTERCEPTOR SEWER EXTENSION	-	-	-	-	1,200,000	-
	49204-TECH--	TECHNOLOGY SERVICES	10,600	10,000	11,557	11,846	12,142	12,445
	49204-TRAINING--	TRAINING	4,600	5,000	5,000	5,000	5,000	5,000
	49204-OTHER-CREDITCARD-	CREDIT CARD FEES	150	150	150	150	150	150
	49204-GENTFR--	TRANSFER TO GENERAL FUND	838,554	859,518	881,006	903,031	925,607	948,747
	49204-VERFTFR--	TRANSFER TO VERF	3,179	3,939	3,308	3,374	3,441	3,509
<b>TOTAL EXPENSE</b>			<b>1,471,290</b>	<b>1,413,699</b>	<b>1,437,436</b>	<b>1,461,176</b>	<b>2,585,515</b>	<b>1,410,467</b>

<b>Net Revenue / (Expense)</b>	<b>29,124</b>	<b>120,338</b>	<b>140,944</b>	<b>162,831</b>	<b>(914,558)</b>	<b>308,800</b>
<b>Beginning Fund Balance</b>	<b>1,080,247</b>	<b>1,109,371</b>	<b>1,229,709</b>	<b>1,370,653</b>	<b>1,533,484</b>	<b>618,926</b>
<b>Ending Fund Balance</b>	<b>1,109,371</b>	<b>1,229,709</b>	<b>1,370,653</b>	<b>1,533,484</b>	<b>618,926</b>	<b>927,726</b>

**ORDINANCE NO. \_\_\_\_\_**

**AN ORDINANCE APPROVING THE FISCAL YEAR 2020-2021 ANNUAL BUDGET**

**WHEREAS**, the City of Urbana (“City”) is a home rule unit of local government pursuant to Article VII, Section 6, of the Illinois Constitution of 1970, and may exercise any power and perform any function pertaining to its governmental business and affairs, and the passage of this Ordinance constitutes an exercise of the City’s home rule powers and functions as granted by the Illinois Constitution of 1970; and

**WHEREAS**, the Finance Director acting as Budget Director pursuant to Urbana City Code Sections 2-129 and 2-130(s) has compiled a proposed annual budget ordinance for the fiscal year beginning July 1, 2020 and ending June 30, 2021, in accordance with 65 ILCS 5/8-2-9.1 through and including 65 ILCS 5/8-2-9.9 and Urbana City Code Chapter 2, Article VI, Division 2; and

**WHEREAS**, the Mayor has made the proposed annual budget ordinance conveniently available for public inspection by publication in pamphlet form and by posting it on the City’s website at least 14 days prior to a public hearing on such ordinance; and

**WHEREAS**, the City Council held a public hearing on the proposed annual budget ordinance at 7:00 p.m., June 22, 2020 after due and proper notice of the availability for inspection of such ordinance and notice of such public hearing having been given by publication in *The News-Gazette*, a newspaper having general circulation within the City of Urbana, which date was at least 14 days prior to the time of the public hearing; and

**WHEREAS**, the City Council and the Mayor, being the corporate authorities, find that it is in the best interests of the City to approve the proposed annual budget ordinance as heretofore further changed, modified, and amended.

**NOW, THEREFORE, BE IT ORDAINED BY THE CITY COUNCIL AND THE MAYOR, BEING THE CORPORATE AUTHORITIES OF THE CITY OF URBANA, ILLINOIS, as follows:**

**Section 1.**

The City of Urbana Fiscal Year 2020-2021 Annual Budget, a true and correct copy of which is attached hereto and made a part hereof as if set forth herein, be and the same is hereby passed, approved, and adopted as the annual budget ordinance of and for the City of Urbana for the fiscal year beginning July 1, 2020 and ending June 30, 2021, including changes listed on the Exhibit attached hereto and incorporated herein by reference.

**Section 2.**

The Finance Director acting as the Budget Director is hereby authorized to amend the Fiscal Year 2020-2021 Annual Budget to increase expenditures by the amount of encumbrances outstanding as of June 30, 2020.

**Section 3.**

The City Clerk is directed to publish this Ordinance in pamphlet form by authority of the corporate authorities, and this Ordinance shall be in full force and effect from and after its passage and publication in accordance with Section 1-2-4 of the Illinois Municipal Code (65 ILCS 5/1-2-4).

This Ordinance is hereby passed by the affirmative vote, the “ayes” and “nays” being called, of a majority of the corporate authorities (5 of 8 votes) of the City of Urbana, Illinois, at a duly noticed and convened meeting of the said corporate authorities.

**PASSED BY THE CORPORATE AUTHORITIES** this \_\_ day of \_\_\_\_\_, 20\_\_.

AYES: \_\_\_\_\_

NAYS: \_\_\_\_\_

ABSTENTIONS: \_\_\_\_\_

\_\_\_\_\_  
City Clerk

**APPROVED BY THE MAYOR** this \_\_ day of \_\_\_\_\_, 20\_\_.

\_\_\_\_\_  
Diane Wolfe Marlin, Mayor

**ORDINANCE NO. \_\_\_\_\_**

**AN ORDINANCE REVISING THE ANNUAL BUDGET ORDINANCE**

**(Budget Amendment #8 – Fiscal Year 2019-2020 Estimates)**

**WHEREAS**, the City of Urbana (“City”) is a home rule unit of local government pursuant to Article VII, Section 6, of the Illinois Constitution of 1970, and may exercise any power and perform any function pertaining to its governmental business and affairs, and the passage of this Ordinance constitutes an exercise of the City’s home rule powers and functions as granted by the Illinois Constitution of 1970; and

**WHEREAS**, the corporate authorities of the City heretofore did approve the annual budget ordinance of and for the City of Urbana for the fiscal year beginning July 1, 2019 and ending June 30, 2020; and

**WHEREAS**, the said corporate authorities find that revising the annual budget ordinance by deleting, adding to, changing, or creating sub-classes within object classes and object classes themselves is in the best interests of the residents of the City and is desirable for the welfare of the City’s government and affairs; and

**WHEREAS**, funds are available to effectuate the purpose of such revision; and

**WHEREAS**, the Finance Director acting as Budget Director pursuant to Urbana City Code Sections 2-129 and 2-130 may not make such revision under the authority so delegated to the Budget Director pursuant to 65 ILCS 5/8-2-9.6 or Urbana City Code Section 2-133.

**NOW, THEREFORE, BE IT ORDAINED BY THE CITY COUNCIL AND THE MAYOR, BEING THE CORPORATE AUTHORITIES OF THE CITY OF URBANA, ILLINOIS**, as follows:



**Section 1.**

The annual budget ordinance shall be and the same is hereby revised as set forth in the column labeled “FY20 Estimate” in the proposed Fiscal Year 2020-2021 budget document, including changes listed on the Exhibit attached hereto and incorporated herein by reference.

**Section 2.**

This Ordinance shall be in full force and effect from and after its passage and publication in accordance with Section 1-2-4 of the Illinois Municipal Code (65 ILCS 5/1-2-4).

This Ordinance is hereby passed by the affirmative vote, the “ayes” and “nays” being called, of a two-thirds of the corporate authorities then holding office (6 of 8 votes) of the City of Urbana, Illinois, at a duly noticed and convened meeting of the said corporate authorities.

**PASSED BY THE CORPORATE AUTHORITIES** this \_\_ Day of \_\_\_\_\_, 20\_\_.

AYES: \_\_\_\_\_

NAYS: \_\_\_\_\_

ABSTENTIONS: \_\_\_\_\_

\_\_\_\_\_  
City Clerk

**APPROVED BY THE MAYOR** this \_\_ Day of \_\_\_\_\_, 20\_\_.

\_\_\_\_\_  
Diane Wolfe Marlin, Mayor

# GLOSSARY

**ACCRUAL** - The recognition of revenue when earned or expenses when incurred regardless of when cash is received or disbursed.

**ACTUAL** - The actual figures in the budget document are year-end actual totals for fiscal years preceding the current year.

**ADOPTED BUDGET** - The final budget approved by the City Council prior to the beginning of each fiscal year.

**AFSCME** - American Federation of State, County, and Municipal Employees. The union which represents the bargaining unit consisting of certain non-managerial Public Works employees and most clerical positions in several city departments.

**A.R.M.S.** - Area-wide Records Management System.

**ASSESSED VALUATION** - Basis for determining property tax. Assessed valuation determines the value of real (land & buildings) property. Real property is appraised at 100% of the fair market value and the assessed value may not exceed 1/3 of the appraised value.

**BALANCED BUDGET** - The proposed budget expenditures do not exceed available resources and are in compliance with all Council policy guidelines.

**BEGINNING BALANCE** - The actual or estimated money carried over from the prior fiscal year to the start of the next fiscal year.

**BOND** - A written promise to pay a specified sum of money, called principal, at a specified maturity date along with periodic interest paid at a specified percentage of the outstanding principal. They are usually used for long-term debt.

**GENERAL OBLIGATION BONDS** - Pledged government bond issues backed by a municipality's full faith and credit.

**REVENUE BONDS** - Bonds whose principal and interest are payable exclusively from the earnings of a public enterprise or project.

**BUDGET** - The financial plan for a specified period of time for the operation of a program or organization, or for the completion of a given project.

**BUDGET ADOPTION ORDINANCE** - Ordinance budgeting funds for a specific fiscal year, which establishes legal authority to expend resources.

**BUDGET AMENDMENT** - After adoption, the annual budget may be revised through a budget amendment, which requires City Council approval.

**BUDGET MESSAGE** - Included in the opening section of the budget, the Mayor's Letter of Transmittal provides the City Council with a general summary of important budget issues.

**BUDGET YEAR** - A term used in the budget formulation process to refer to the fiscal year for which the budget is being considered.

**BUDGETARY CONTROL** - The control or management of a governmental unit or enterprise in accordance with an approved budget for the purpose of keeping expenditures within the limitations of the budget.

**CAFR** - Comprehensive Annual Financial Report.

**CAPITAL** - Purchase price (per item) is \$5,000 or more, and the expected useful life of the items is five years or more.

**CAPITAL IMPROVEMENTS (CIP)** - A nonrecurring project with a cost of \$10,000 or more and a useful life of ten years or more including, but not limited to, construction of, and major alterations, remodeling or repair of physical facilities, buildings, structures, streets and highways, storm and sanitary sewers, fixed equipment, and landscaping.

**CAPITAL IMPROVEMENT PLAN** - The plan for the development of capital improvements within the City's jurisdiction. The plan includes a capital improvement budget for the current fiscal year and proposal for a capital improvement budget for five (5) fiscal years subsequent to the current fiscal year.

**CASH BASIS** – Revenues and expenditures are recognized as they are received and paid out. The budget is presented primarily on a cash basis, with limited exceptions.

**CATV** - Community Access Television.

**CIP** – Capital Improvement Plan.

**COMMODITIES** - Items which, after use, are consumed or show a material change in, or an appreciable impairment, of their physical condition, and which are generally of limited value and characterized by rapid depreciation. (Also referred to as SUPPLIES.)

**COMMUNITY DEVELOPMENT BLOCK GRANT (CDBG)** - An entitlement grant from the U. S. Department of Housing and Urban Development (HUD) to assist the low and moderate income persons of the City in targeted neighborhoods.

**CONTRACTUAL SERVICES** - Services provided another individual, (not on City payroll) agency, or private firm. (Also referred to as SERVICES.)

**C-U** - Champaign-Urbana. (Also known as U-C, or Urbana-Champaign.)

**CURRENT YEAR** - A term used in the budget formulation process to refer to the fiscal year immediately preceding the budget year under consideration.

**DEBT SERVICE** - Includes principal and interest payments and handling charges on general obligation bonds, revenue bonds, special assessment bonds and notes.

**DEPARTMENT** - A major organizational unit of the City which has been assigned overall management responsibility for an operation or a group of related operations within a functional area.

**DIVISION** - An organizational level within a department.

**EMS** - Emergency Medical Services.

**ENCUMBRANCES** - These are obligations in the form of purchase orders or contracts which are chargeable to an appropriation and for which a part of the appropriation is reserved. The use of encumbrances is designed to prevent overspending and permits officials to be certain of how much money is available for new commitments.

**ENDING BALANCE** - The estimated funds remaining at the end of the fiscal year. The ending balance equals the beginning balance plus revenues minus expenditures.

**ERU** – Equivalent Residential Units, also referred to as Equivalent Runoff Unit, is the average amount of impervious surface area on a single-family residential property in the City of Urbana.

**ESTIMATE** - Revenue and expenditure estimates for the current fiscal year which are developed as part of the budget preparation process.

**EXPENDITURE** - The payments made by the City represent an expenditure of City resources. All payments to vendors, personnel and any other government agencies are considered expenditures.

**EXPENSE CODE** - A set of numbers which, in accordance with an overall system for classifying accounts, indicates the fund, activity and category to which a good or service is expended.

**FINANCIAL POLICIES** - General and specific guidelines adopted by the Council on an annual basis that govern budget preparation and administration.

**FISCAL YEAR** - The time period designated by the City identifying the beginning and ending period for recording financial transactions. The City of Urbana's fiscal year is July 1 to June 30.

**FOP** - Fraternal Order of Police. The union that represents the bargaining unit which consists of commissioned police officers.

**FULL-TIME EQUIVALENT (FTE) POSITIONS** - One person's work year (1.0 FTE) totals 2,080 hours. FTE's are therefore the number of positions based on total number of hours worked, rather than number of individuals working those hours. For certain positions in the Fire Department assigned to a 24 hours on 48 hours off schedule, an FTE is equivalent to 2,912 hours.

**FUND** - A fund is the basic accounting unit: it is a self-balancing accounting entity with revenues and expenditures which are segregated for the purpose of carrying out specific programs in accordance with City policies and certain applicable State and Federal laws.

**FUND BALANCE** - The excess of current assets over current liabilities, it represents the cumulative effect of revenues and other financing sources over expenditures and other financing uses. Fund balances are presented in the budget on a cash basis.

**FUND STATEMENT** –Each fund is presented by a statement, which summarizes past and projected financial activity for the fund.

**GIS** - An organized collection of computer hardware, software and geographic data designed to capture, store, update, manipulate, analyze and display all forms of geographically referenced information.

**GFOA** - Government Finance Officers Association.

**GOAL** - A long-range desirable development attained by time-phased objectives designed to implement a strategy.

**GRANT** - A giving of funds for a specific purpose.

**HOME-RULE MUNICIPALITY** - A home rule unit may exercise any power and perform any function pertaining to its government and affairs including but not limited to the power to regulate for the protection of the public health, safety, morals and welfare; to license; to tax; and to incur debt, unless preempted by the State of Illinois. The City of Urbana is a home-rule municipality.

**IAFF** - International Association of Firefighters. The union representing the bargaining unit consisting of commissioned firefighters.

**IDOT** – Illinois Department of Transportation.

**IMRF** - Illinois Municipal Retirement Fund Retirement system established for municipal employees in the State of Illinois.

**INTER-FUND TRANSFER** - Transfers made from one fund to another to reimburse or pay for specific services rendered or to more generally support the activities of another fund.

**INTERGOVERNMENTAL REVENUE** - Revenue received from another government for general or specific purposes.

**LINE-ITEM BUDGET** - A budget that lists detailed expenditure categories separately along with the budgeted amounts for each expenditure category. The City maintains line-item detail for financial reporting and control purposes and it is also included in this document.

**NARCOTICS FORFEITURES** - Revenue seized and forfeited in police narcotics raids.

**LONG-TERM DEBT** - Debt with a maturity of more than one year after the date of issuance.

**METCAD** - Metropolitan Computer Aided Dispatch. An intergovernmental agency established to provide dispatching services for several area governments.

**NPDES** - National Pollutant Discharge Elimination System.

**OPERATING BUDGET** - The budget for funds that include recurring revenue sources used to finance on-going operating expenditures which permit basic government services, e.g., the General Operating, and Motor Vehicle Parking System Funds.

**PERSONNEL SERVICES** - Salaries and wages paid for services performed by employees of the City, and fringe benefit costs associated with these services.

**PROJECT** - A project is a unique set of operations designed to accomplish a specific goal, which has defined beginning and end.

**PROJECT LEDGER** - The Project Ledger program can create different projects to track project revenues and expenses in more detail than required by the general ledger without adding many project related accounts to the general ledger. A project usually contains project strings that link to a few general ledger account(s).

**PROJECT STRINGS** - The Project Accounting functionality creates a separate ledger for tracking project related costs and revenues using project account strings. Project account strings are to be used in place or in addition to GL accounts during transaction entry if the transaction applies to a project. Project account strings track the various details of all stages of a project. The project field in the project string is a field totally separate from the general ledger project segment.

**PROPERTY TAX LEVY** - A tax based on the assessed value of a property. Tax liability falls on the owner of record as of the beginning of the levy year.

**PURCHASE ORDER** - A buyer-generated document that authorizes a purchase transaction. When accepted by the seller, it becomes a contract binding on both parties. A purchase order sets forth the descriptions, quantities, prices, discounts, payment terms, date of performance or shipment, other associated terms and conditions, and identifies a specific seller. Also called order.

**REQUISITION** - Written order or a formal demand by the user(s) of a good or service (which is not made available without a specific request) to the department head, finance director, and/or city administrator. It generally includes the brand and model name or number, description, quantity, and the required delivery date. Also called purchase requisition.

**REVENUE** - Funds that the City receives as income. It includes such items as tax payments, fees from specific services, receipts from other governments, fines, forfeitures, grants, shared revenues, and interest income.

**SERVICES** - Services provided another individual, (not on City payroll) agency, or private firm. (Also referred to as CONTRACTUAL SERVICES)

**SPECIAL REVENUE FUNDS** - Funds used to account for the proceeds from specific revenue sources (other than trusts or major capital projects) that are legally restricted to expenditure for specific purposes.

**SUPPLIES** - Items which, after use, are consumed or show a material change in, or an appreciable impairment, of their physical condition, and which are generally of limited value and characterized by rapid depreciation. (Also referred to as COMMODITIES)

**TAX INCREMENT FINANCING (TIF)** - A tax incentive designed to attract business investment by the dedication of property and sales tax revenue from the redevelopment of an area (Tax Increment Financing District, or TIFD) to finance development-related costs in that district.

**TAX INCREMENT FINANCING DISTRICT (TIFD)** - A redevelopment area in which tax increment financing is used.

**U-C** - Urbana-Champaign. (Also known as C-U, or Champaign-Urbana.)

**UC2B** - Urbana-Champaign Big Broadband Consortium - An intergovernmental consortium of the University of Illinois and the cities of Urbana and Champaign dedicated to building and operating an open-access fiber-optic broadband network throughout the Champaign-Urbana area.

**UCSD** - Urbana-Champaign Sanitary District.

**UPTV** - Urbana Public Television