

DECEMBER BUSINESS & DEVELOPMENT

Community Development Services Department

Laurel Lunt Prussing, Mayor

Elizabeth H. Tyler, Community Development Director

January 9, 2016



Updates



URBANA ARTS GRANTS PROGRAM

The Urbana Arts Grants Program is now accepting applications for the 2017 Urbana Arts Grants Program through February 6th, 2017. In addition to the \$47,500 in available funds available through the City of Urbana, the Center for Latin American and Caribbean Studies (CLACS) has pledged \$500 to support the program. To learn more, visit urbanaillinois.us/artsgrants.



OPEN SCENE

In early January, four artists will be selected to lead weekend intensives at the Independent Media Center with youth and adult participants. These weekend intensives will include arts workshops, dialogues, and public showcases, to explore a theme of social justice and/or community development through an artistic discipline. They will take place between late February and April 2017.



BIKE PLAN

The 2016 Urbana Bicycle Master Plan was adopted by Council on December 19th. The plan provides guidance for the next five years of improvements to engineering, education, encouragement, enforcement, and evaluation for bicycling in Urbana. The plan reaffirms City Council's goal of Vision Zero – to have zero traffic-related deaths in Urbana – and sets the stage for the City to become a Platinum-level Bicycle-Friendly Community. The Plan can be found at cuuats.org/ubmp/documents.



BUSINESS OUTREACH

In December, Economic Development staff met with Central Illinois Produce, The Product Manufactory, Courtesy Motel, and Amara Yoga & Arts.



THINK URBANA MARKETING

Economic Development staff continues to market the Think Urbana program including giving a presentation to ReMax Choice on December 28th and appearing on the January episode of It's All About U. An additional ReMax presentation is scheduled for February 2017, and staff is pursuing marketing in Realtor publications.

Upcoming Events



JANUARY 13, 4:00pm-5:00pm:

16th Annual Rev. Dr. Martin Luther King Jr. County-wide Celebration. Parkland College Student Union (Building "U") 2400 W Bradley Ave, Champaign.



FEBRUARY 23, 8:00am-10:00am:

Urbana Homebuilders Breakfast, Community Development staff will present on the Think Urbana residential development incentive program and additional topics. Eastland Suites, 1907 N Cunningham Ave.



FEBRUARY 28, 12:00pm-1:30pm:

Business and Development Luncheon: Think Urbana. Economic Development staff will present on the Think Urbana residential development incentive program. Attie's Bar and Grill, 2600 S Stone Creek Blvd..



MARCH 3, 4:00pm-7:00pm:

CSA Fair, CSA means Community Supported Agriculture and it's a fun and easy way to invest in your local farms, getting a share of their harvest in return!
Urbana Civic Center, 108 E Water St.



MARCH 3, 5:30-8:30pm:

12th Annual Innovation Celebration. Innovation. Parkland College Student Union, 2400 W Bradley Ave.



APRIL 13, 8:30am-11:00am:

2017 Realtor Bus Tour, Attie's Bar and Grill, 2600 S Stone Creek Blvd.

Development Activity

CURRENT PROJECTS

BUSINESS	DESCRIPTION	LOCATION	PROJECT TYPE	PROJECT COST	APPROVED INCENTIVES
D o w n t o w n					
HatPineapple	<i>Music Productions</i>	206 W Main St	New Business	NA	TBG
Parasol Records	<i>Record Label</i>	303 W Griggs	Renovation - Complete	\$170,000	TRI
Lab Escape	<i>Escape Room</i>	Lincoln Square	Renovation - Complete	\$3,300	-
Schnucks	<i>Grocery Store</i>	200 N Main	Renovation - Under Construction	\$893,550	-
Stephens Building	<i>Mixed use – 4 units</i>	218 W Main	Rehab - Under Construction	\$350,000	TDA, EZST
Cherry Tree Cafe	<i>Cafe</i>	129 N Race	Renovation - Under Construction	\$55,000	TDA, TBG, EZST
25 O'Clock Brewery	<i>Brewery</i>	208 W. Griggs	Renovation - Under Construction	\$210,000	TRI, EZST
Broadway Market	<i>Food Market</i>	401 N Broadway	Renovation - Revised Plans in Review	Unknown	TDA, EZST

TDA: TIF Development Agreement

TRI: TIF Redevelopment Incentive

TBG: TIF Business Grant

EZST: Enterprise Zone Sales Tax Exemption

EZPT: Enterprise Zone Property Tax Abatement

U n i v e r s i t y - M e d i c a l

Lucy Lu's	<i>Gaming Hall</i>	202 W University	Renovation - Complete	\$225,000	
CUMTD	<i>Government</i>	803 E University	Expansion - Under Construction	\$8,225,960	-
Dairy Queen	<i>Fast Food</i>	911 W University	Renovation - Under Construction	\$250,000	-
Tattoo Parlor	<i>Tattoo</i>	110 E University	Renovation - Under Construction	\$76,500	-
Burger King	<i>Restaurant</i>	1106 E University	Renovation - Under Construction	\$907,001	EZST, EZPT
Panda Express	<i>Quick Service Restaurant</i>	106 E University	New - Plans Under Review	Unknown	-
West Green Apartments	<i>Multi-Family Apartment - 11 Units</i>	708 and 710 W Green	Renovation - Plans Under Review	Unknown	-

BUSINESS	DESCRIPTION	LOCATION	PROJECT TYPE	PROJECT COST	APPROVED INCENTIVES
-----------------	--------------------	-----------------	---------------------	---------------------	----------------------------

N o r t h L i n c o l n A v e n u e

Mosque & Islamic Assoc.	<i>Religious</i>	106 S Lincoln	New - Under Construction	\$1,471,786	-
Leek & Sons	<i>Funeral Home</i>	1215 Bradley Avenue	New - Under Construction	\$1,260,043	EZST, EZPT
Gaming Parlor	<i>Gaming</i>	2002 N Lincoln	Remodel - Under Construction	\$10,000	-
Holiday Inn Express	<i>Hotel</i>	1003 W Killarney	Remodel - Plans Approved	Unknown	-

C u n n i n g h a m A v e n u e

Cell Tower	<i>Cell Tower</i>	2000 N. Cunningham	New - Under Construction	\$10,000	-
Highland Green	<i>Affordable Workforce & Veteran - 33 Units</i>	401 & 403 E Kerr	New - Under Construction	\$4,041,765	EZST, EZPT

S o u t h e a s t U r b a n a

Marco's Pizza	<i>Restaurant</i>	1901 S Philo	Remodel -Complete	\$349,000	-
Clark-Lindsey Village	<i>Assisted Living (24 Residents)</i>	101 W Windsor	New - Under Construction	\$4,066,756	-
Walmart	<i>Retail Store</i>	100 S High Cross	Renovation - Permit Issued	\$315,000	-
White Oaks Mini Storage	<i>Storage</i>	3004 Tatman Court	New - Under Construction	\$130,000	-
Day Care Center	<i>Day Care</i>	1101 E Colorado	Remodel - Conditional Use Approved	Unknown	-
Amber Glen	<i>Assisted Living</i>	1704 E Amber Lane	Renovation - Plans Approved	Unknown	-
U Haul	<i>Truck Rentals & Storage</i>	2010 S Philo	Renovation - Conditional Use Approved	Unknown	-

TDA: TIF Development Agreement
 TRI: TIF Redevelopment Incentive

TDG: TIF Business Grant
 EZST: Enterprise Zone Sales Tax Exemption

EZPT: Enterprise Zone Property Tax Abatement

Added Square Feet (by permit)

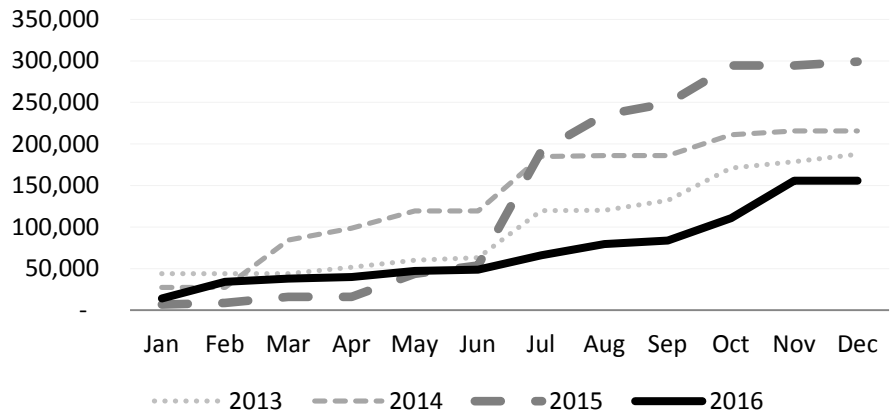
Total Square Feet Added Year-to-Date All Project Types

The City of Urbana collects data on square footage added through issued building permits for both additions and new construction. A total of 155,991 square feet have been added in new construction from January through December 2016.

Source: Urbana Permit Data

Year-To-Date Square Footage Added

All New Construction & Additions



Source: Urbana Permit Data

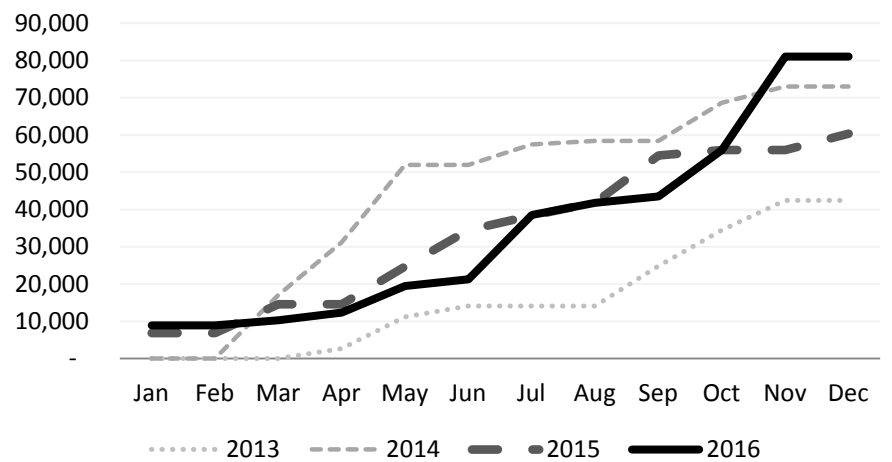
Single-Family and Duplex Residential Square Feet Added

Year-to-date square footage added for single and two-family new residential construction totals 81,081 square feet. Square feet added for one and two family homes is at its highest in four years. The City created the Think Urbana program (the residential marketing campaign for the Enterprise Zone) to promote new lower-density residential development. Under this program new single and two family housing is expected to increase. To-date, 45 units have applied to receive Think Urbana incentives.

Source: Urbana Permit Data

Year-To-Date Square Footage Added

Single and Two Family New Construction



Source: Urbana Permit Data



THINK URBANA

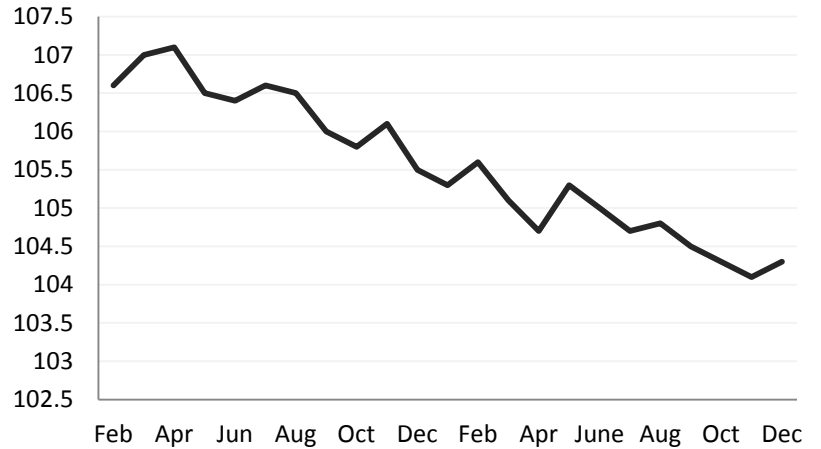
Research & Analysis

Flash Index

The U of I Flash Index provides a quick look at the performance of the Illinois economy. A number over 100 indicates the economy is expanding, while under 100 contracting. The Flash Index increased slightly from 104.1 in November to 104.3 in December.

Source: U of I Flash Index

2015 - 2016 Illinois Flash Index



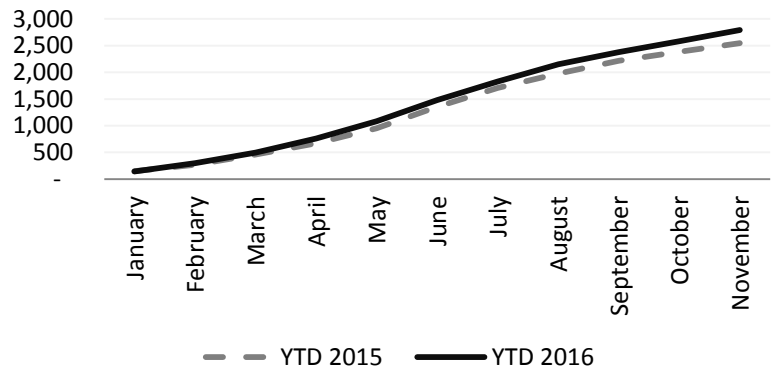
Source: U of I Flash Index

Home Sales

Year-to-date homes sales in Champaign County are up in 2016 from 2015. with 2,792 homes sold in 2016 and 2,547 in 2015. The Champaign County Association of REALTORS® provides data monthly on Champaign County home sales.

Source: CCAR Newsletter

Year-to-date Champaign County Home Sales



Source: CCAR Newsletter

Home Values

The estimated annual house price appreciation for September 2015 through September 2016 was 1.7%. for the Champaign-Urbana Metropolitan Statistical Area (MSA). Freddie Mac provides data on home appreciation. Freddie Mac generates this data through estimations using repeat transactions.

Source: Freddie Mac